

# How to kill virus automatically delete Unikey, Vietkey, Zalo on the computer

A new malicious code that works similarly to WannaCry, using the MS17-010 vulnerability can delete Vietkey, Unikey or Zalo on the computer. So how to prevent this malicious code?

WannaCry has become an "obsession" for computer systems worldwide, spreading malicious code quickly to computers in just a few short hours. A recent malware has a similar spread pattern as WannaCry, taking advantage of the MS17-010 vulnerability to spread to many computers on the LAN.

These malicious computers will be deleted Vietnamese keyboards like Vietkey, Unikey and even Zalo. So how to remove virus delete Unikey, Vietkey, please refer to the instructions below.

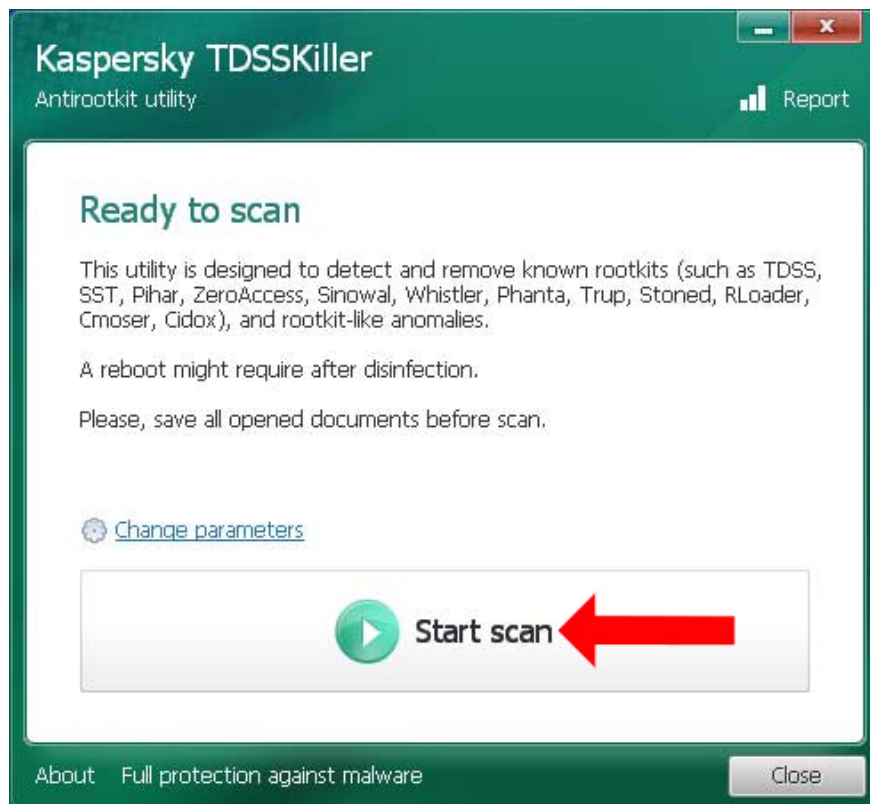
1. Remove root malware (malware) on Windows 10 computers
2. How to use Malwarebytes Anti-Malware Home to find and remove spyware on your computer
3. What is pastejacking? How to protect your computer from Pastejacking?

## Instructions to block malicious code delete Vietkey, Unikey, Zalo

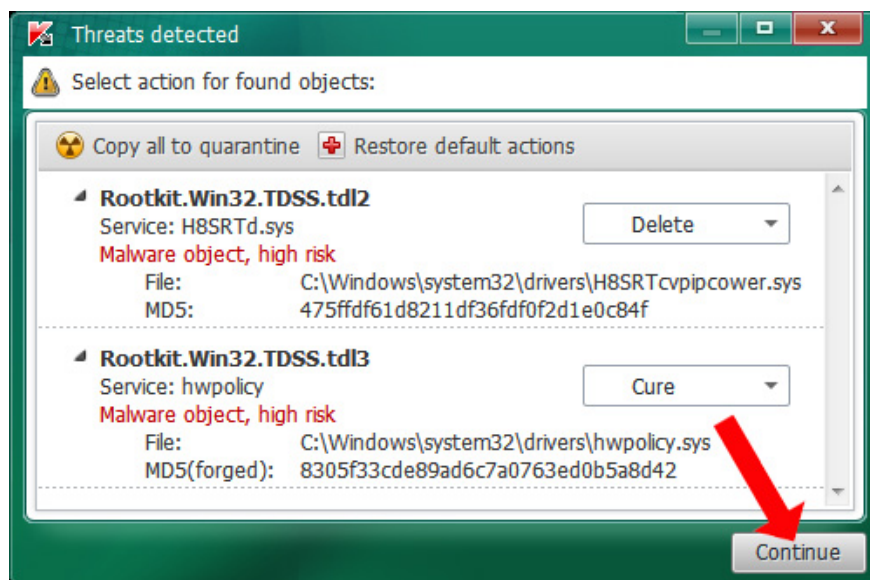
### 1. Install Kaspersky TDSSKiller software

1. Download Kaspersky TDSSKiller software

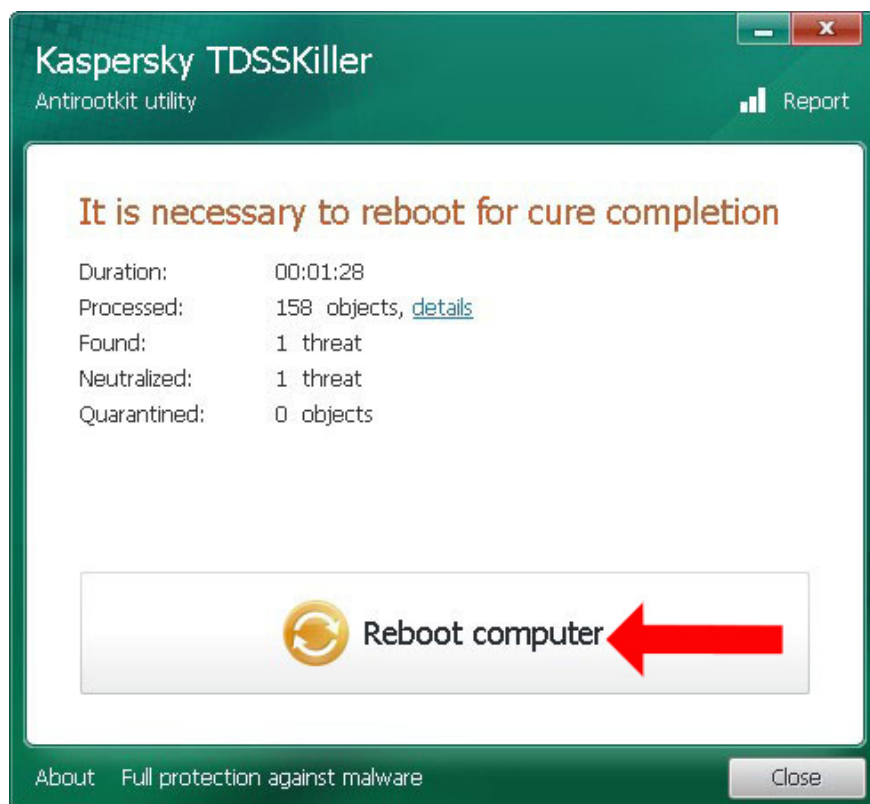
This is a tool that helps detect and remove malicious programs, viruses or malware that infiltrate user computers. After installing Kaspersky TDSSKiller according to the link above, click on **the Start Scan button** to scan all data on the computer.



When the software detects that the malicious code is detected, click **Continue** to remove the malicious code.



Next, click **Reboot Computer** to restart the computer and complete the malware removal process.

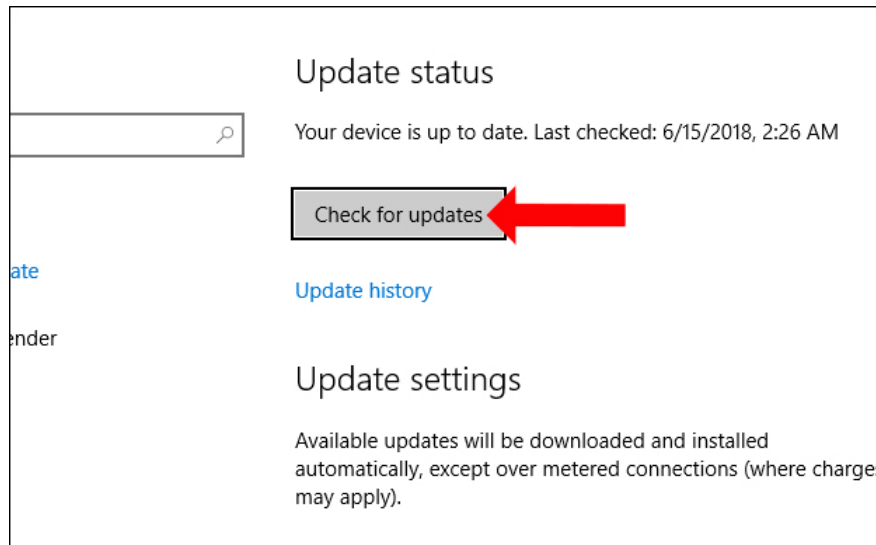


## 2. Update Windows and MS17-010 vulnerabilities

First you need to download patch updates from Windows for all system versions. Updating the patch from Microsoft will help the system fix errors related to this vulnerability. Besides, you need to close port 445 on Windows.

1. Microsoft released an emergency patch to prevent ransomware from attacking

Next, the user proceeds to update Windows to get a new version, fix the errors that exist in the old version, especially the MS17-010 error to prevent malicious code from deleting Vietkey, Unikey, and Zalo intrusion on the computer.



### 3. Limit clicking on strange files and links

Absolutely do not click on strange links, strange files from the address you do not know well. The files attached to an unknown email also have a lot of potential for sticking malicious code and viruses.

With Zalo you can not click on strange files shared from people who do not know. Or, if sent from a friend, ask them exactly and the file name sent is correct.

Use antivirus software, anti-malware, computer malware, turn on Windows Defender on Windows 10 to protect the system.

Above are some measures to help you prevent malicious code manually delete Vietkey, Unikey, Zalo on the computer. Regularly scan and test your computer using security software to reduce the risk of infection with dangerous malware.

See more:

1. How to find Antivirus & Mobile Security spyware
2. 5 good habits help improve online security
3. How to secure your accounts with U2F security key?

Hope this article is useful to you!

You finished reading the article "**How to kill virus automatically delete Unikey, Vietkey, Zalo on the computer**" edited by the [TipsMake](#) team. We hope this article has provided you with many useful tech tips and tricks. You can search for similar articles on tips and guides. Thank you for reading and for following us regularly.