

# How to invite friends to 'use Viettel 4G sharing' every month to save

You are using packages 4G125, DMax200, ... of Viettel network, but every month do not use up the capacity and always in a fake situation. If so, is it really wasteful? Today TipsMake.com will tell you how to share your 4G monthly capacity with friends and relatives to save monthly expenses.

You are using packages 4G125, DMax200, . of Viettel network, but every month do not use up the capacity and always in a state of "fake balance". If so, is it really wasteful? Today TipsMake.com will tell you how to share your 4G monthly capacity with friends and relatives to save monthly expenses.

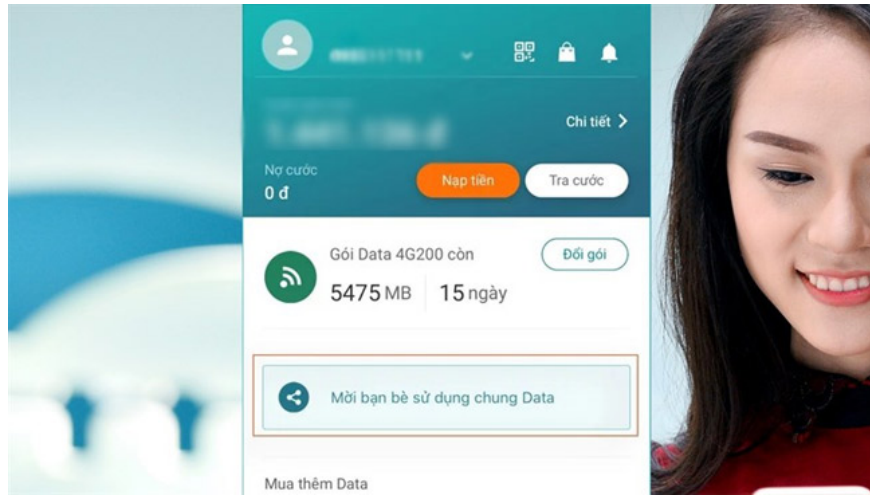
This is a feature updated by the application My Viettel not long ago, with this feature you can invite many people to use or sign up for a powerful package to share for savings. Take a simple example like this, if you are using the DMAX200 package with 10GB / month but your personal needs only use 5GB. The remaining traffic can be shared with others. However, you will be subject to an additional 9,000 VND per month for each person you invite to share the package. However, this amount is still "good" compared to the 5GB received.

## Guide to sharing 4G Viettel

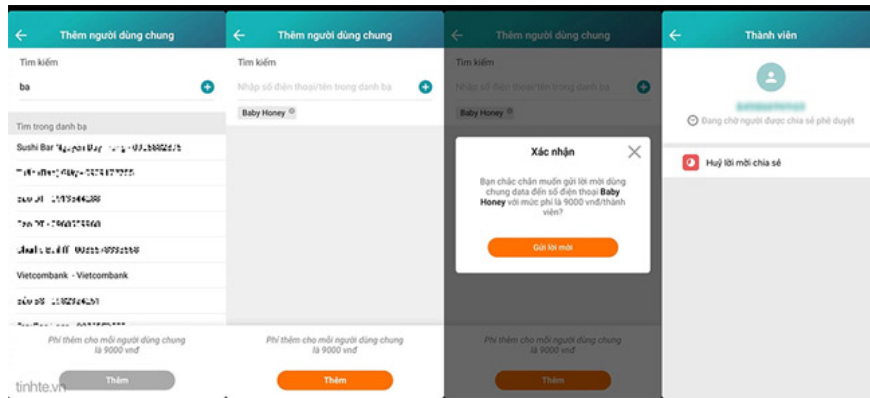
**Step 1:** Access the app store on Google Play or Apple Store, then check for updates and download the latest update of My Viettel (if any) or you can also click on the following link.

1. My Viettel for Android.
2. My Viettel for iOS.

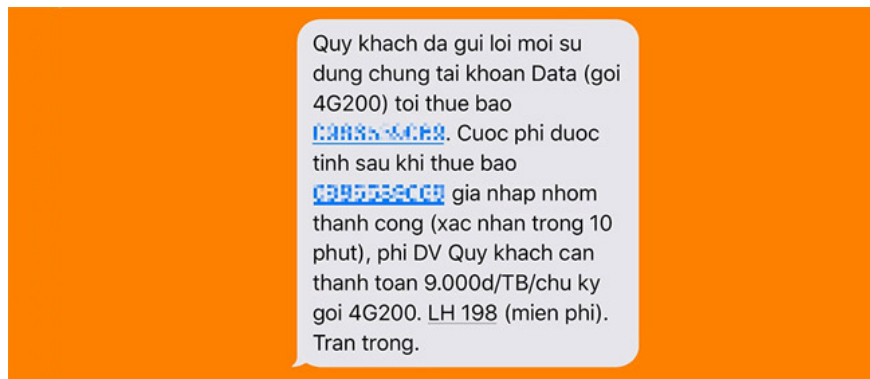
**Step 2:** Start the My Viettel application up, in the main interface you will see the remaining capacity in the month in the traffic statistics section. Also, at the bottom is the feature. **Invite your friends to use Data**, click it to go to the next screen and enter your friend's phone number.



**Step 3:** In the general user search section, enter the phone number of the person you want to share or search for names in the contacts list (you can invite people at the same time). Then remember to confirm the phone number and select *Send invitation* .



**Step 4:** After completing the above step, a message will be sent to the invited subscriber and if they agree to receive the shared data, there will be a message sent back to confirm.



**Note:**

1. Sharing fee is 9,000 VND for each person you invite monthly.

2. You can optionally manage the shared volume (eg, user A is allowed to use 1GB, person B is allowed to use 3GB).
3. Data sharing feature is different from data sharing.

Following these steps, you will be able to share your data with your friends and relatives already, hopefully this guide will help you. This feature is much better than the "capacity" shot, because you can freely manage the capacity and take long-term effect until you cancel it all.

I wish you a successful operation.

See more:

1. How to recharge scratch cards by taking photos on My Viettel
2. Usage My Viettel manages telecommunication fees
3. How to check the capacity of 4G Viettel package

You finished reading the article "**How to invite friends to 'use Viettel 4G sharing' every month to save**" edited by the [TipsMake](#) team. We hope this article has provided you with many useful tech tips and tricks. You can search for similar articles on tips and guides. Thank you for reading and for following us regularly.