

# How to install Zing Speed ??Mobile on PC with Tencent Gaming Buddy

This is how to install ZingSpeed ??Mobile on TGB and ZingSpeed ??Mobile control instructions on GameLoop

ZingSpeed ??Mobile, also known as QQSpeed ??Mobile. Is the first online 3D racing game on mobile. Officially published on 20/04/2017 and inherited from the version of ZingSpeed ??PC - online racing game used by many gamers in Vietnam.

ZingSpeed ??Mobile inherited most of the highlights of brother ZingSpeed ??PC, from manipulation, skill sets from low to high and familiar play styles such as Plot, Props Racing, Speed ??Racing, Fighting Class.

One of the highlights of ZingSpeed ??Mobile is the combination of music and racing. This is what appeared on ZingSpeed ??PC ten years ago. You can listen to hot tracks on the chart or from your own music library.

And although it is a mobile version, but ZingSpeed ??Mobile also takes care of every graphic detail for characters or cars, trendy fashion sets . To attract and give players an interesting experience. .

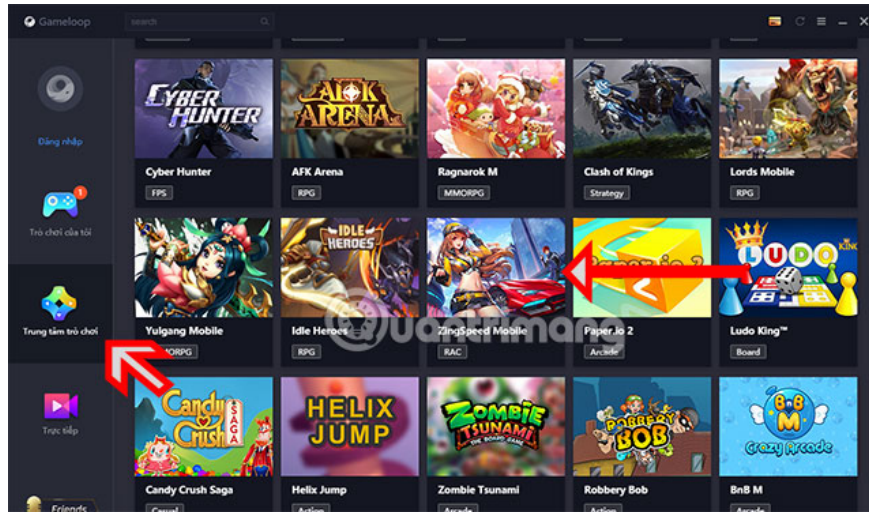
Currently ZingSpeed ??Mobile is available on Android and iOS operating systems, if you want to try on the track in ZingSpeed ??Mobile on your computer, you can install and play ZingSpeed ??Mobile in Tencent Gaming Buddy Android emulator (GameLoop) according to instructions down here.

1. Chro Crash Team Racing Nitro Fueled, Crash Team Racing Nitro Fueled command
2. How to download Asphalt 9: Legends on the computer
3. 10 lightweight mobile games but extreme gameplay

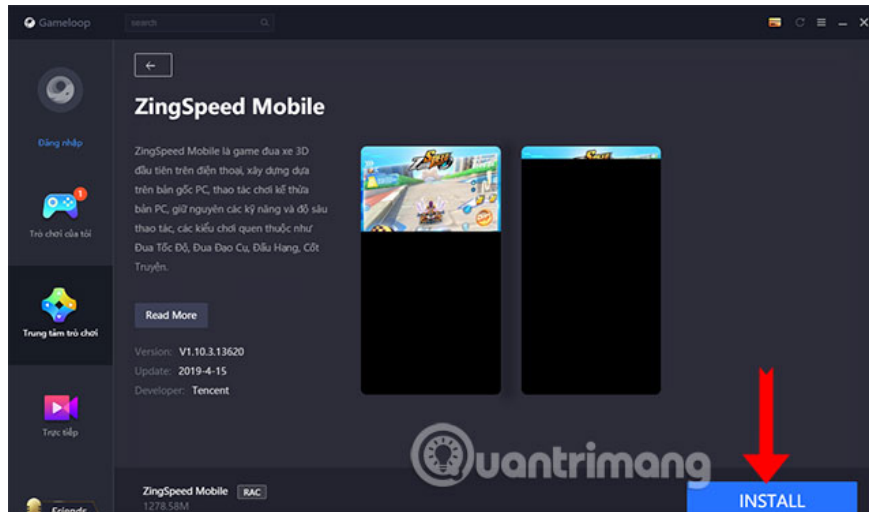
## Instructions for installing and playing ZingSpeed ??Mobile on PC with GameLoop

1. Download ZingSpeed ??Mobile for iOS
2. Download ZingSpeed ??Mobile for Android

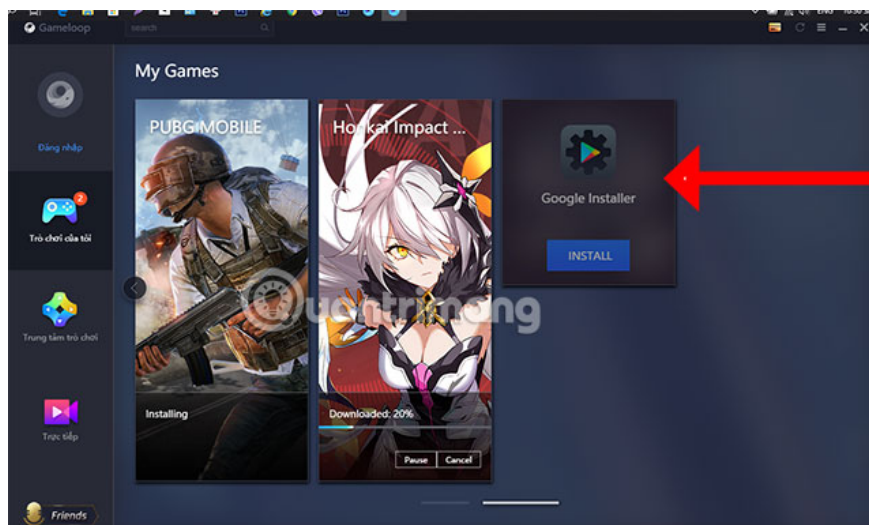
**Step 1:** Download the Tencent Gaming Buddy software then install the software on your PC. Go to My **Games** and select ZingSpeed ??Mobile.



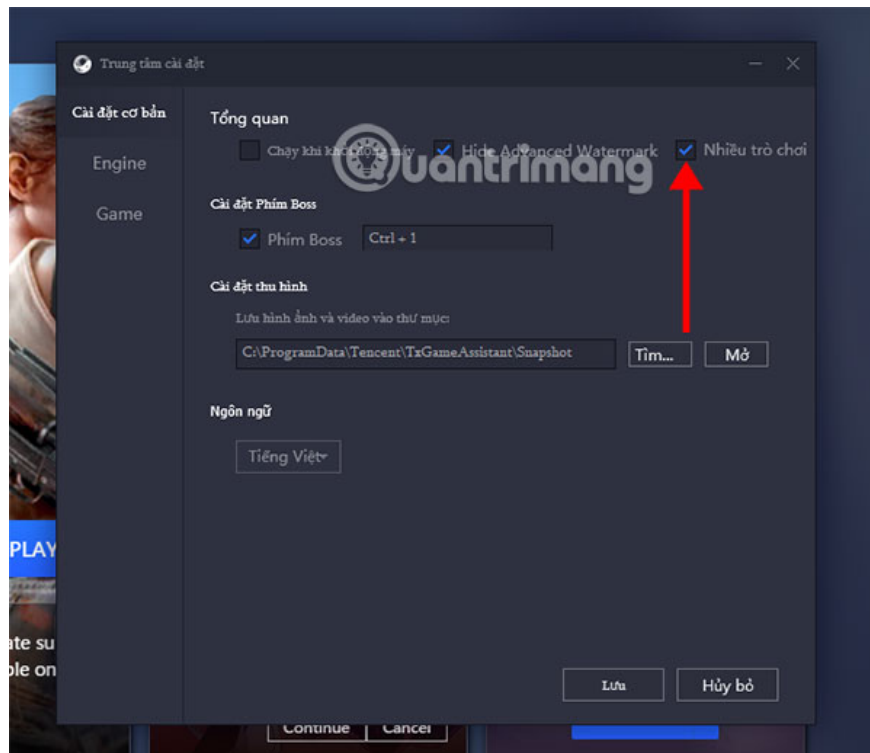
Then click **Install** to install ZingSpeed ??Mobile on GameLoop.



If you want to play ZingSpeed ??Mobile, you must install **Google Installer** on the GameLoop emulator.



If you don't see **Google Installer** , please update Tencent Gaming Buddy to the latest version, then go to **Settings> Basic settings** and select **Multiple Games**, click save and then restart TGB and see the results.



After completing the installation of ZingSpeed ??Mobile, start the game, select the character and gender appearance with six icons around the character. Write down the character name below and click **Create character** .



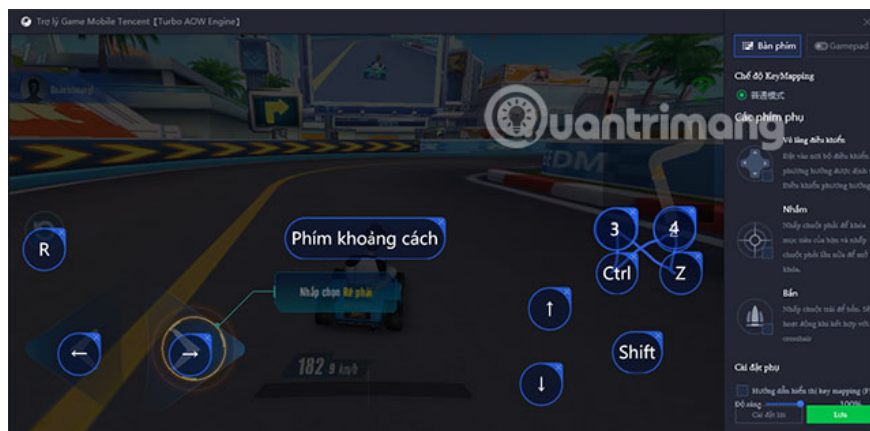
Next is to start your journey with four navigation keys, **Shift** with **Shift** and use Nitro with the **Ctrl** key.



To learn more about the function keys in the game, click on the keyboard icon in the toolbar.



Here you can edit the function keys that are mounted on each position on the control icon of ZingSpeed ?? Mobile. Done editing, click the blue Save button in the edit panel.



For other games in the game like Skill, Achievement, PET . you can use the mouse to click.



Now you can enter and participate in the races with gamers in ZingSpeed ??Mobile. If your configuration is not healthy, turn off the unused programs to run ZingSpeed ??Mobile on the Tencent Gaming Buddy emulator smoother.



If you've ever played racing games then you'll see how ZingSpeed ??Mobile's controls on Tencent Gaming Buddy are somewhat similar to the controls of most racing games.

So when you have the experience of "driving" on those titles, you will get used to faster with ZingSpeed ??Mobile. In addition to ZingSpeed ??Mobile, you can also experience many other games on GameLoop such as PUBG Mobile, Lien Quan Mobile, Garena Free Fire .

You finished reading the article "**How to install Zing Speed ??Mobile on PC with Tencent Gaming Buddy**" edited by the [TipsMake](#) team. We hope this article has provided you with many useful tech tips and tricks. You can search for similar articles on tips and guides. Thank you for reading and for following us regularly.