

# How to Install Showbox on Android

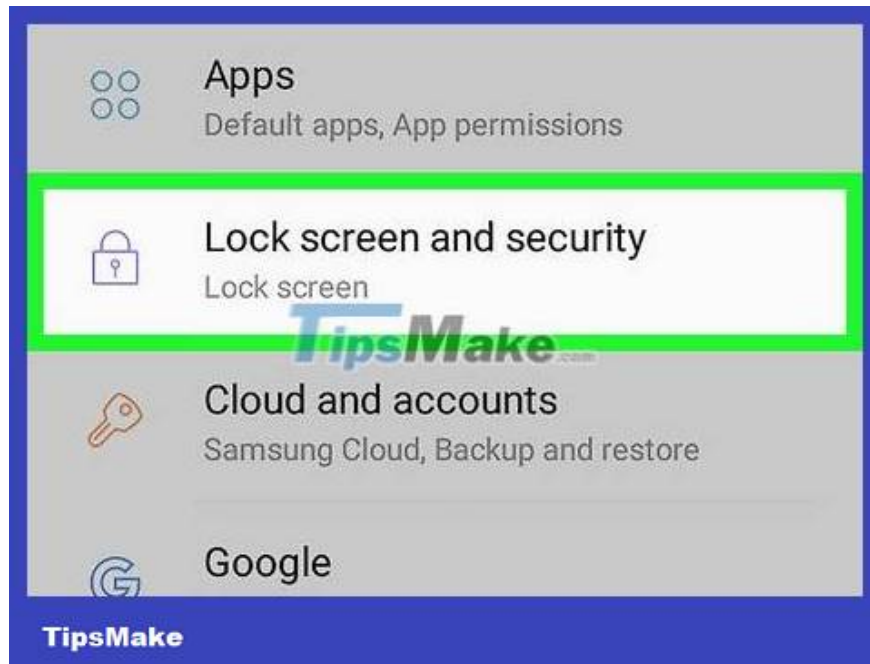
This wikiHow teaches you how to download and install the Showbox app on your Android phone or tablet. You will first have to enable unknown sources in the security settings and then download the APK file from the internet to install the app.

## Enable unknown sources



**Open the Settings app on Android.** Find and tap the icon on the home screen or Apps menu to open Settings.

Or, you can swipe down from the notification bar from the top of the screen and tap the icon in the upper right of the Notifications panel.



**Scroll down and tap Security .** This will open the security options on a new page.



**Slide the Unknown sources toggle to the on position.** When this option is enabled, you can install third-party apps from unlicensed sources other than the Play Store.

On some Android versions, you'll see a checkbox instead of a toggle button. In this case, make sure the checkbox is checked.

**Install Showbox**



**Open the mobile internet browser on Android.** You can use any mobile browser like Chrome, Firefox or Opera.

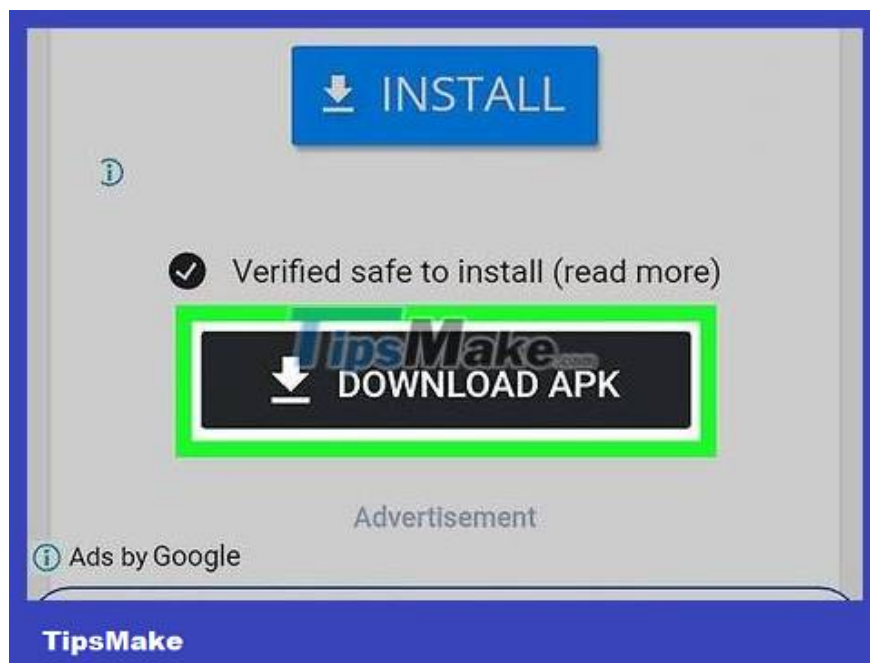


**Visit the Showbox download page in your browser.** You can download the Showbox file from this page.

Type <https://playboxmovies.com/showbox-apk-download> in the address bar and press ? Enteror ? Return on the keyboard.

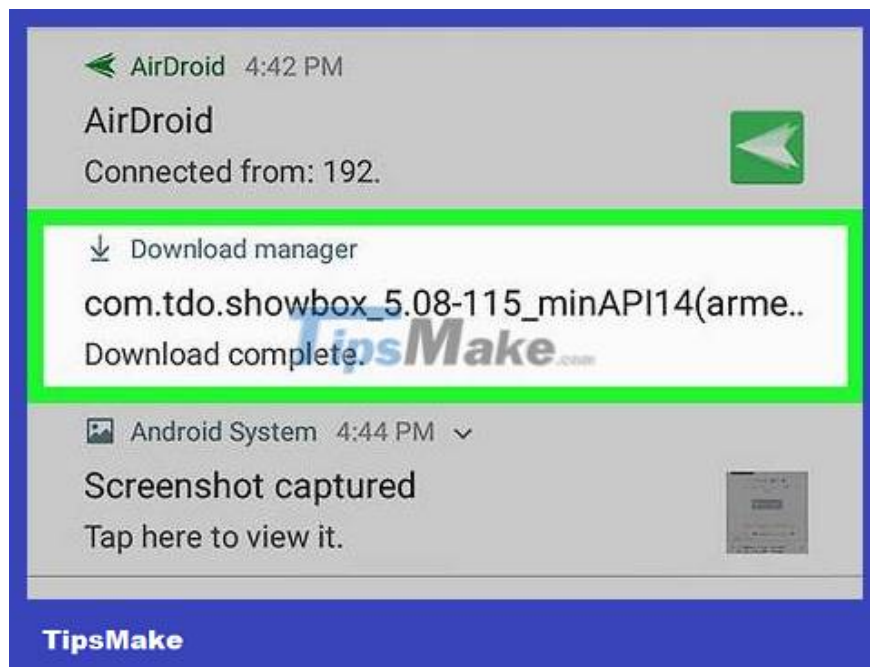


**Scroll down and tap the [DOWNLOAD SHOWBOX APK FILE](#) link .** This option is written in blue text at the bottom of the page. You can find APK information on the next page.



**Scroll down and press the [DOWNLOAD APK](#) button .** This will download the Showbox app APK installation file to your Android.

A pop-up notification will display when the download is complete.



**Tap the pop-up notification when the download is complete.** This will launch the downloaded APK file and allow you to install the Showbox app on Android.



**Click the INSTALL button in the lower right corner.** This will install the Showbox app on Android and create an app shortcut on the Apps menu. You can start using the application after completing the installation.

You finished reading the article "**How to Install Showbox on Android**" edited by the [TipsMake](#) team. We hope this article has provided you with many useful tech tips and tricks. You can search for similar articles on tips and guides. Thank you for reading and for following us regularly.