

How to install Open Broadcaster OBS to record screen video

Open Broadcaster, also known as OBS, is a cross-platform screen recording software widely used by streamers. You can install OBS Studio to record videos and live stream on social media. However, if you don't know how to install OBS, you can refer to this guide from TipsMake and follow the instructions.

Open Broadcaster, also known as OBS, is not unfamiliar to gamers. It's widely used in esports like Age of Empires and League of Legends for live streaming matches.



Instructions on installing OBS to record video games on your computer.

If you've already chosen one of the top-rated screen recording software programs, these are quite basic and can only record, not stream live on Facebook or YouTube. For live streaming on Facebook, Open Broadcaster OBS is the software that can do all of that. Follow these steps to download and install the program on your computer.

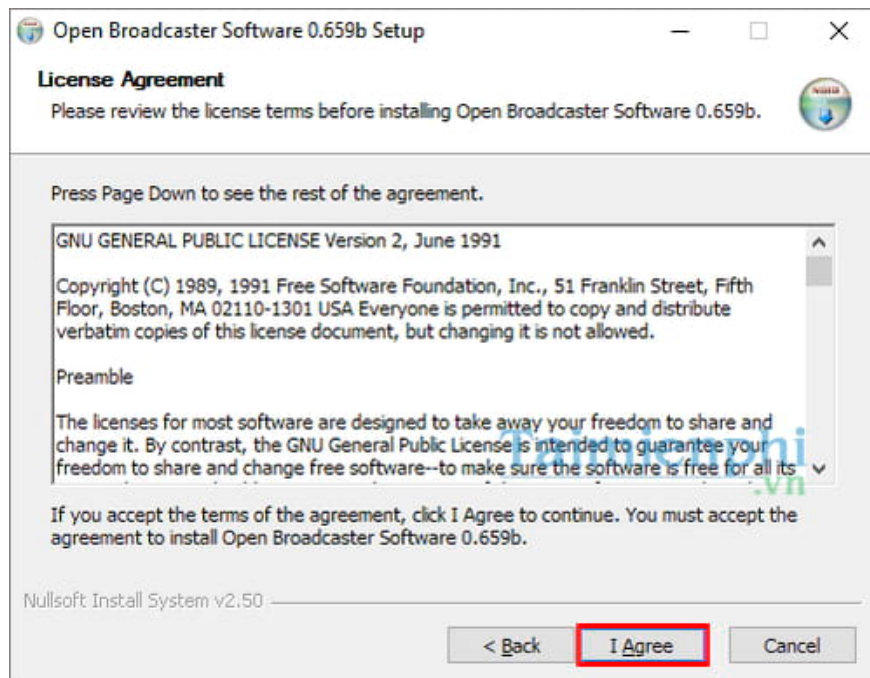
How to install Open Broadcaster OBS to record screen video

Step 1: Download the OBS software here:

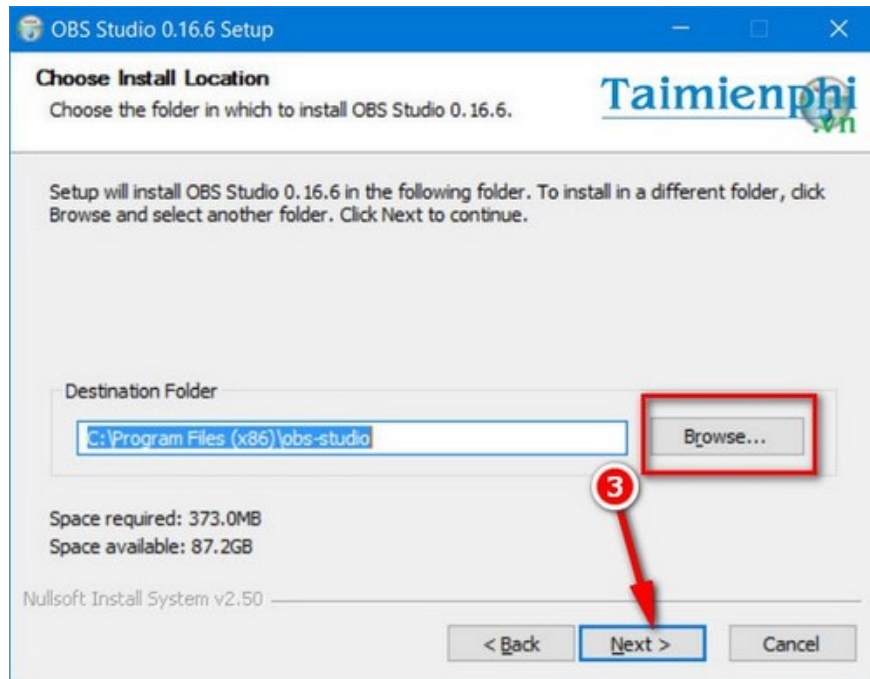
After downloading, click the **OBS.exe** file to install. When you click **Next**, OBS will usually prompt you to install **DirectX**, even if you are using a version higher than 9.0c. Click **Yes** to go to Microsoft's DirectX page and install the latest version of DirectX.



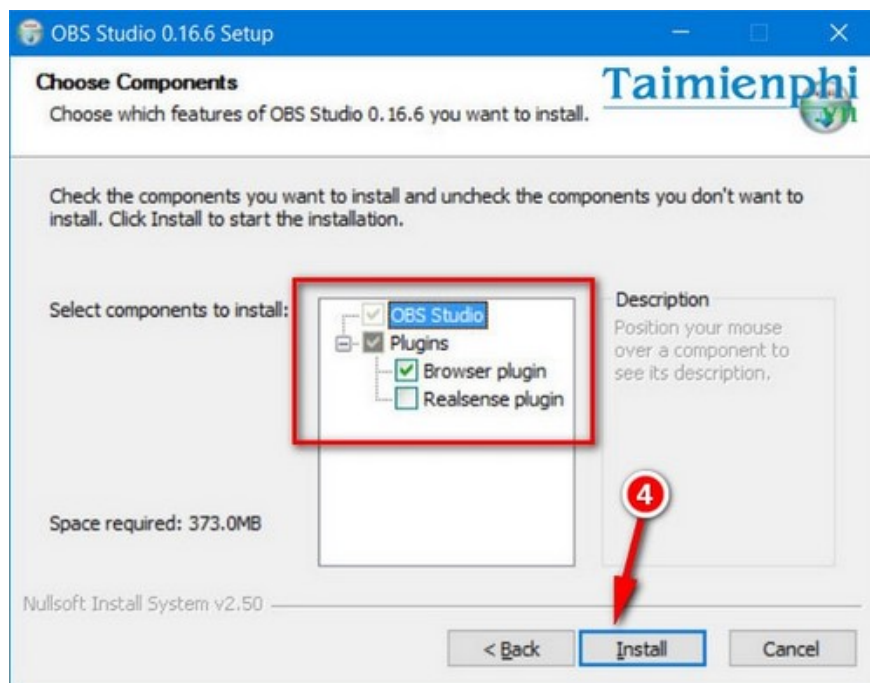
Step 2: Accept the software's terms and conditions and click "**I agree**" to consent.

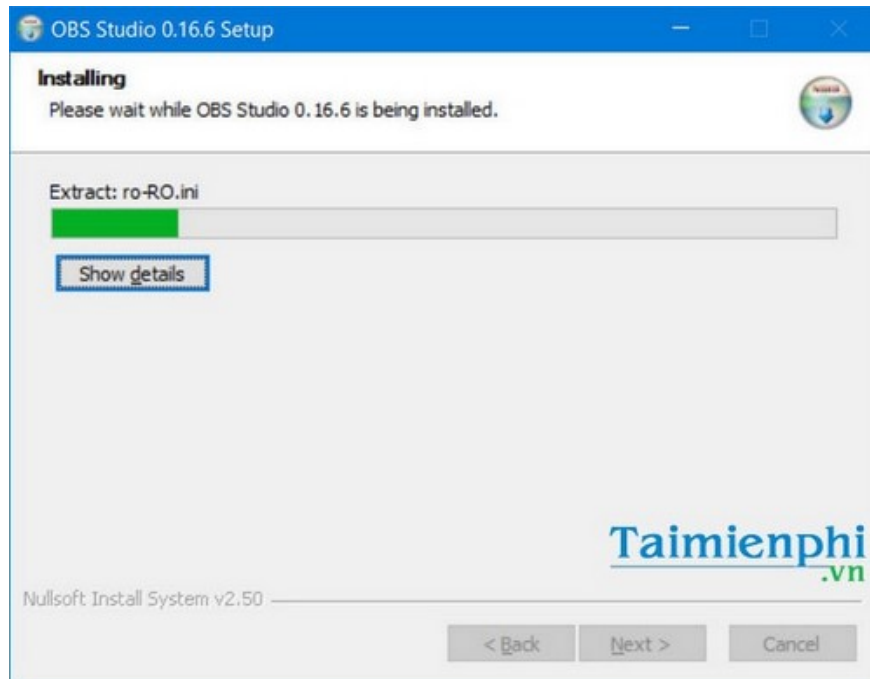


Step 3 : Choose a location to save the Open Broadcaster installation file on your computer. Then click Next to proceed to the next step.



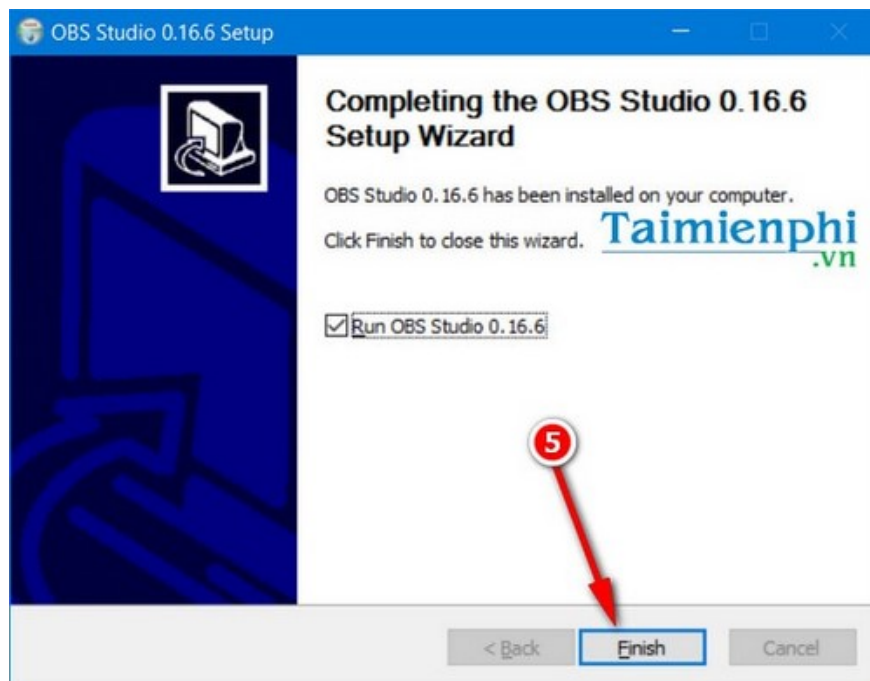
Step 4 : Choose to install additional plugins for Open Broadcaster. Click Install to begin installing Open Broadcaster on your computer.



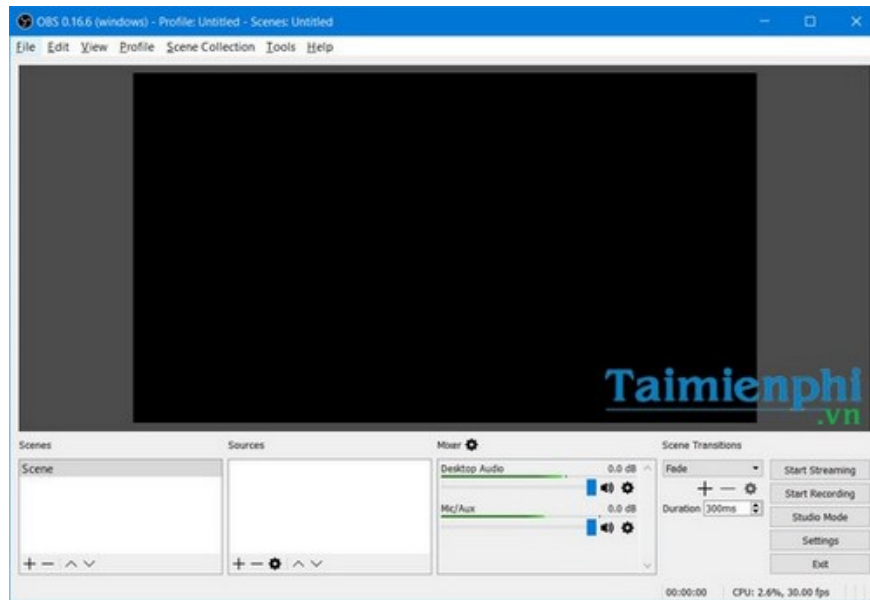


Please wait a moment for the Open Broadcaster installation process to complete.

Step 5 : Click **Finish** to complete the installation of Open Broadcaster on your computer.



This is the interface of the program after successfully installing Open Broadcaster.



Additionally, if you don't know how to use OBS to record video games, you can refer to the instructions in the article below.

Installing Open Broadcaster is quite simple, right? Follow TipsMake's next articles to learn how to use OBS. Additionally, if you only record videos and use it offline, besides Open Broadcaster, you can also use other compact and simple video recording methods on your computer, most notably Xsplit. Let's **compare OBS and Xsplit** to choose the best software for better and higher-quality live streaming on Facebook.

You finished reading the article "**How to install Open Broadcaster OBS to record screen video**" edited by the [TipsMake](#) team. We hope this article has provided you with many useful tech tips and tricks. You can search for similar articles on tips and guides. Thank you for reading and for following us regularly.