

How to install Internet Download Manager to download files on your computer

Downloading files too slowly makes you annoyed? It's time for you to install Internet Download Manager to improve the file download speed on your computer. Not only that, IDM also supports you to download videos from Youtube, Facebook super easily.

IDM is a popular download support software to download large capacity EXE and ISO files and automatically capture download links from many popular formats, an indispensable tool for today's computer users.

Table of Contents:

1. Instructions for installing IDM.
2. Instructions for using IDM.

How to install IDM and use it to download files on your computer

1. Installation instructions on Windows 11/10/8/7/XP

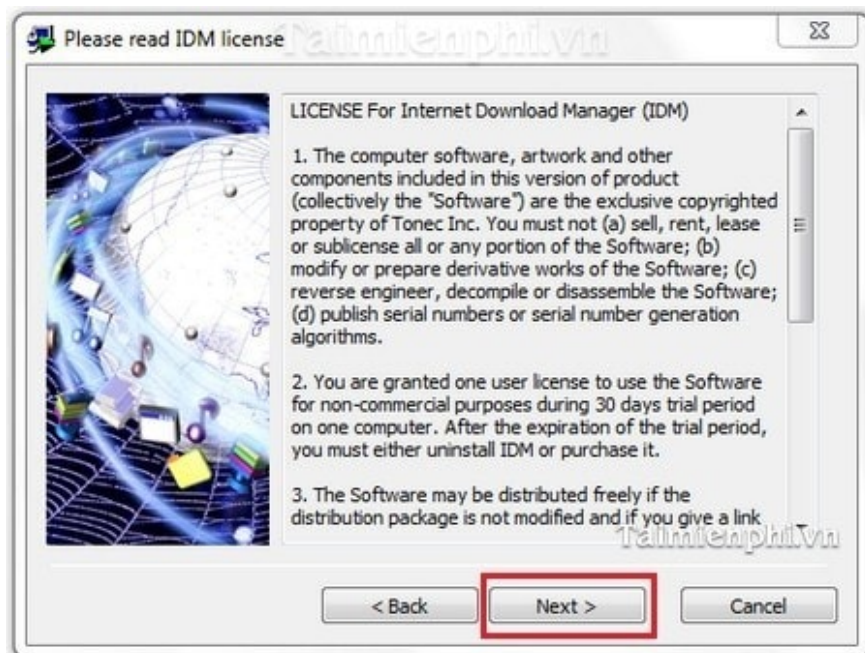
Step 1: Download the latest version from the link below



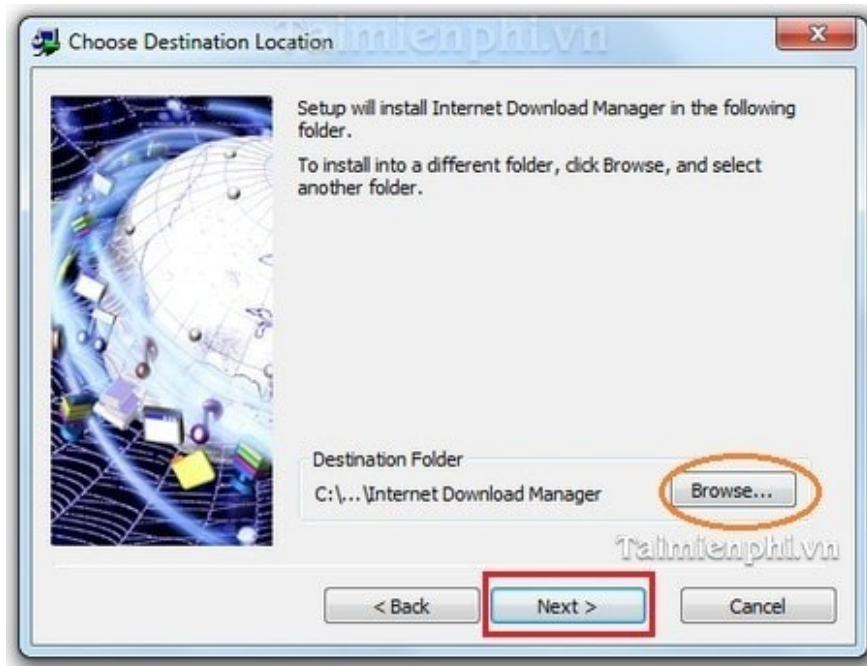
Step 2: When the download is complete, click on the **IDM.exe** file and select **Next**.



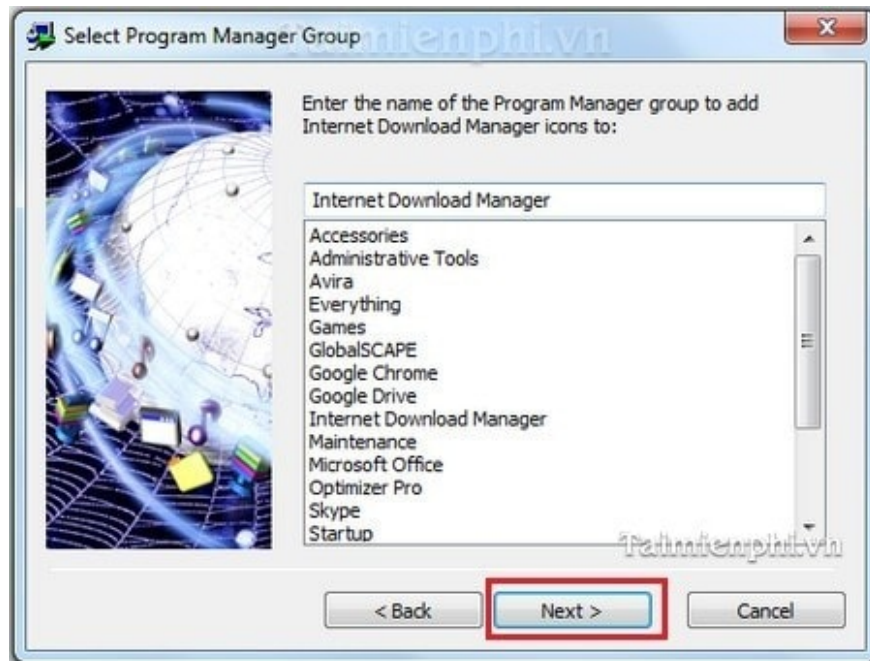
Step 3: Next, select **Next** , agree to the terms of use of Internet Download Manager.



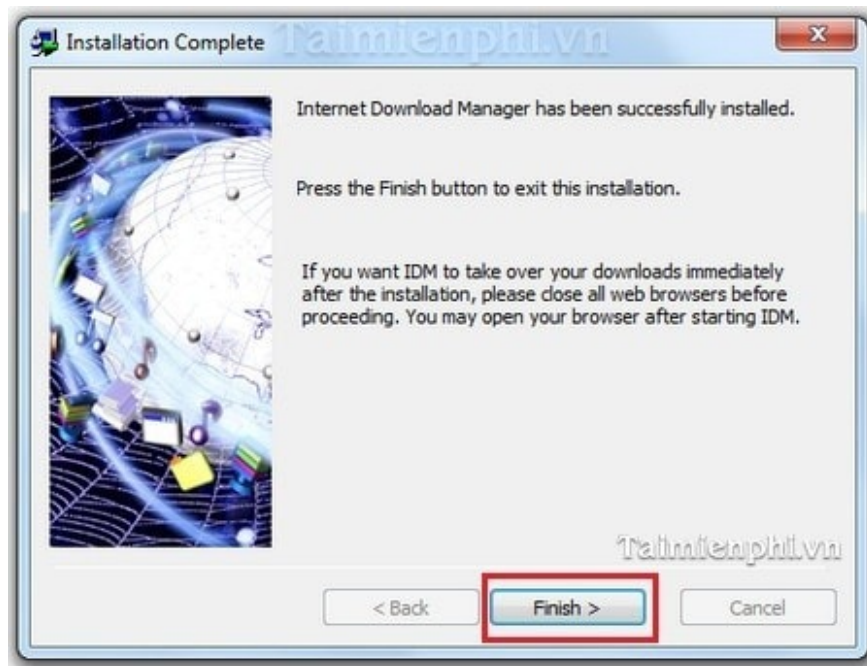
Step 4: When you click **Next**, the software will automatically be installed in drive **C:** , you can change it by clicking **Browse** and selecting the location to save the installation file you want.



Step 5: Continue clicking **Next** .



- Click **Finish** to complete the installation.



- IDM will automatically launch, and this is the main interface of the software



2. Instructions for downloading videos and files

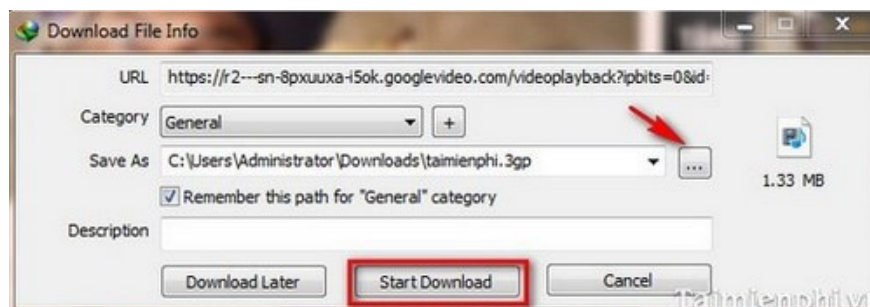
Step 1: Open Firefox, Google Chrome or IE browser and the video you need to download

Step 2: IDM software will automatically catch the link and you just need to click on the **Download this Video** icon => select **the quality** and **video format** .



Step 3: Click the "." sign to select where to save the file => click **Start Download** to download the file immediately

- When the download is complete, you can open it even when the computer does not have an internet connection.



If you find the download speed is still slow, you can apply **the method to speed up file downloads on IDM** that we mentioned in previous articles, speeding up this process by 20 times or 100 times.

You finished reading the article "**How to install Internet Download Manager to download files on your computer**" edited by the [TipsMake](#) team. We hope this article has provided you with many useful tech tips and tricks. You can search for similar articles on tips and guides. Thank you for reading and for following us regularly.