

How to install Dynamic live wallpaper on iPhone

Dynamic X tweaks will set the iPhone X's animated wallpaper set to jailbroken iPhone devices.

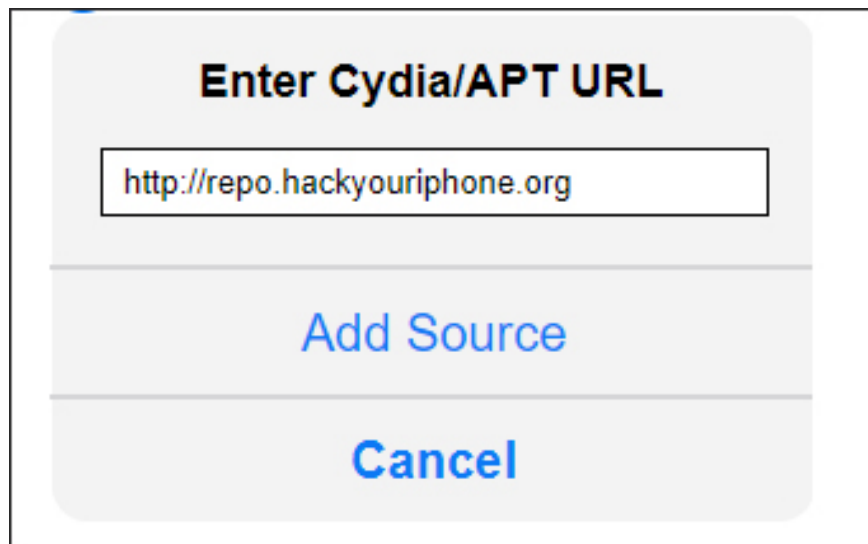
Apple brings the iPhone X with a unique, dynamic Dynamic wallpaper. And if you use the previously jailbroken iPhone, you can install this animated wallpaper via Dynamic X tweaks. These Dynamic dynamic backgrounds come in floating circles with different colors, continuous movement and self course around the screen or in the direction of the device's movement. We do not need to use any effect on the screen to animate patterns in the background. The following article guides you how to install Dynamic animated wallpaper on iPhone.

1. How to download an exclusive iPhone X animated wallpaper on other iPhones
2. How to hide the ugly groove on iPhone X with wallpaper
3. How to install fish wallpaper for iPhone

Instructions for installing Dynamic wallpaper on iPhone

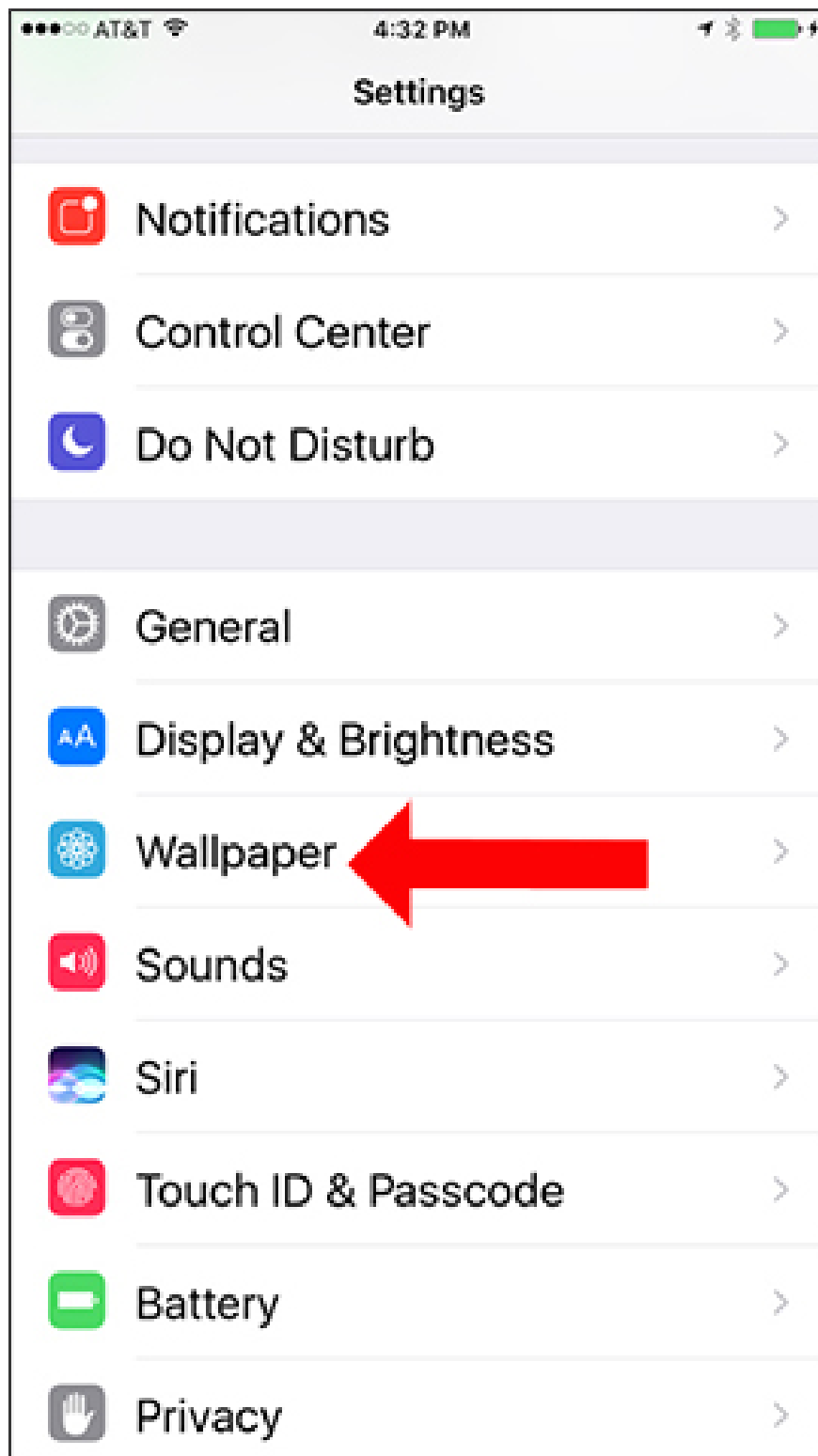
Step 1:

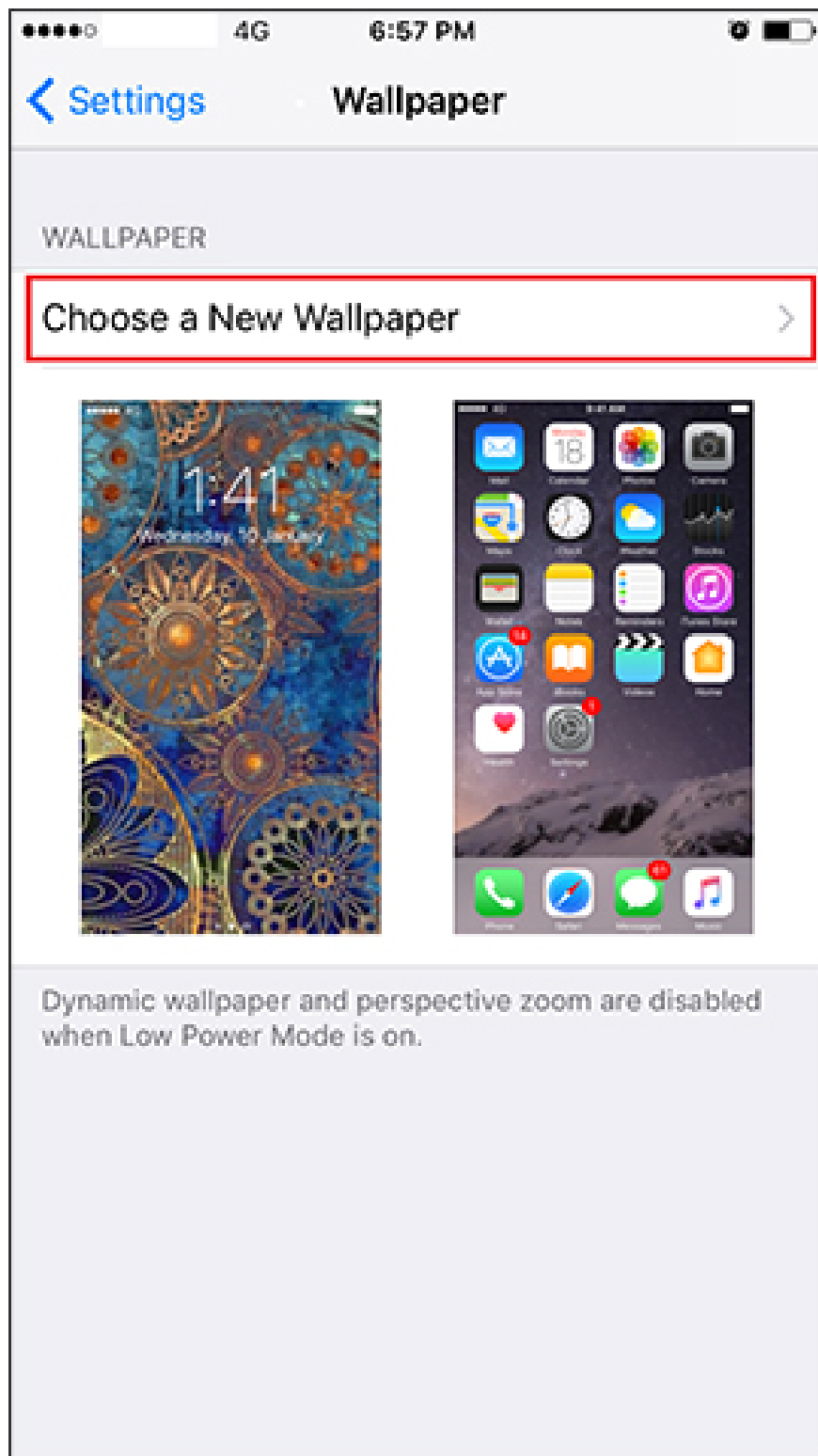
Users need to install Dynamic X completely free of charge. Can be installed directly from Hackyouriphone source, or from Xarold. Visit Cydia and add <http://repo.hackyouriphone.org> source and search for Dynamic X tweaks to install.



Step 2:

After installation is complete, go to **Setting and** click on the **Wallaper** section. Show wallpaper interface on your phone, tap **Choose a New Wallpaper** to replace the wallpaper for iPhone.






Step 3:


In the interface of **dynamic wallpaper backgrounds** . When clicking on this wallpaper item we will see many different types of moving backgrounds, with different circles. Click on the type of animated wallpaper you like to set as your iPhone wallpaper.

< Wallpaper


Choose




Dynamic



Stills



Live



All Photos
1,732



Favorites
86




Selfies
32



Live Photos
182





Dynamic dynamic wallpaper is not the same as Live Wallpaper, users do not need to press on the screen to create dynamic effects, but the image will automatically move in different directions. The process of installing Dynamic X is also very simple, you do not need to change any other options.

See more:

1. How to create iPhone wallpaper for each individual page
2. How to change wallpaper on iPhone / iPad
3. How to hide recent apps on iPad Dock

Hope you are successful.

You finished reading the article "**How to install Dynamic live wallpaper on iPhone**" edited by the [TipsMake](#) team. We hope this article has provided you with many useful tech tips and tricks. You can search for similar articles on tips and guides. Thank you for reading and for following us regularly.
