

How to install Clean Master, a computer system cleaning software.

Downloading and installing Clean Master on your computer will help you clean up leftover system files to completely free up memory. In addition, with just one click, you can eliminate 6 types of privacy risks on your device.

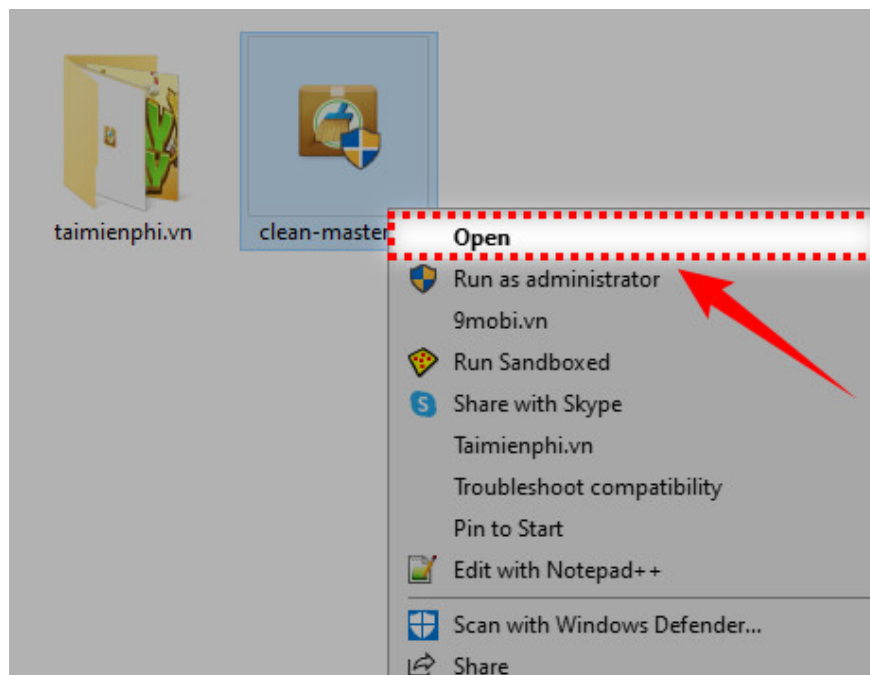
Clean Master is a well-known computer cleaning and system speed-up software. Its one-touch speed-up feature is particularly highly rated on Android. Is your smartphone lagging? Simply use Clean Master's **one-touch speed-up feature on Android** to free up a significant amount of unnecessary storage space. You can also use Clean Master to easily clean up your computer system. Follow these instructions to install Clean Master and help clean up your computer system.



Instructions on how to download and install Clean Master on your computer.

Step 1: First, download the software using the link below.

Step 2: **Double-click** the Clean Master installation file to run it. Alternatively, **right-click** the Clean Master installation file and select **Open** .



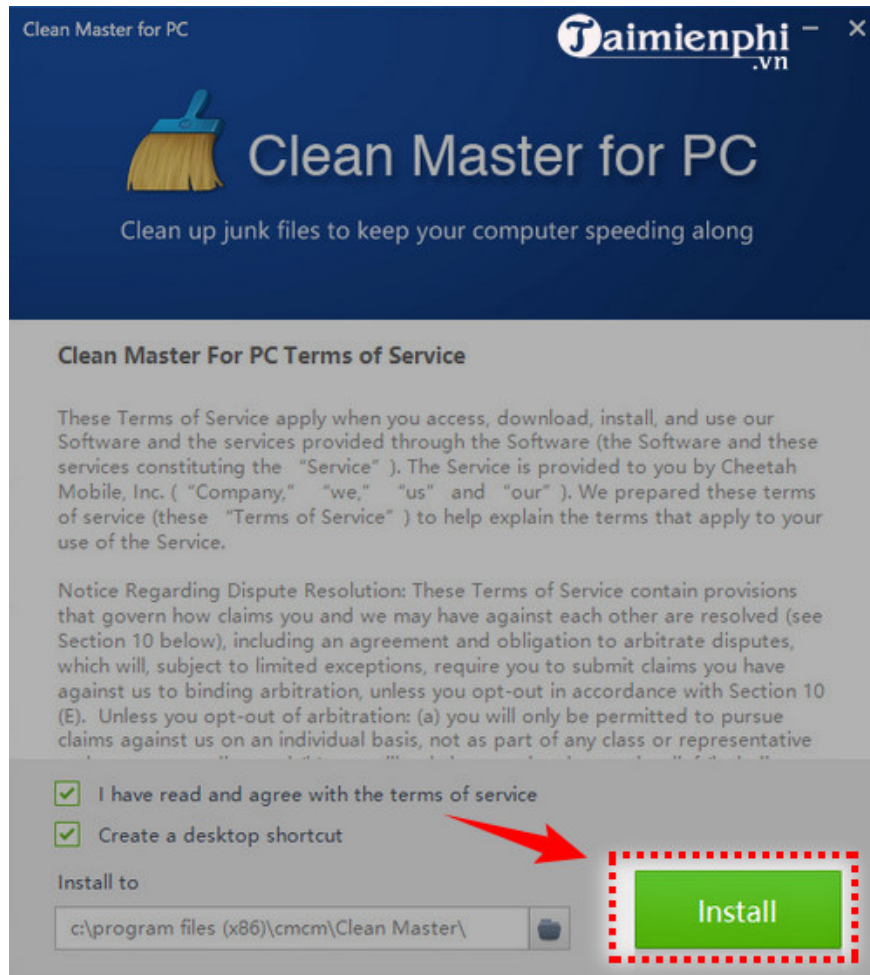
Step 3: Select **Yes** to continue.



Step 4: Clean Master will by default checkbox both:

- **I have read and agree with the license agreement** : I accept the terms and conditions of Clean Master.
- **Create a desktop shortcut** : Create a shortcut to quickly open Clean Master on your desktop.

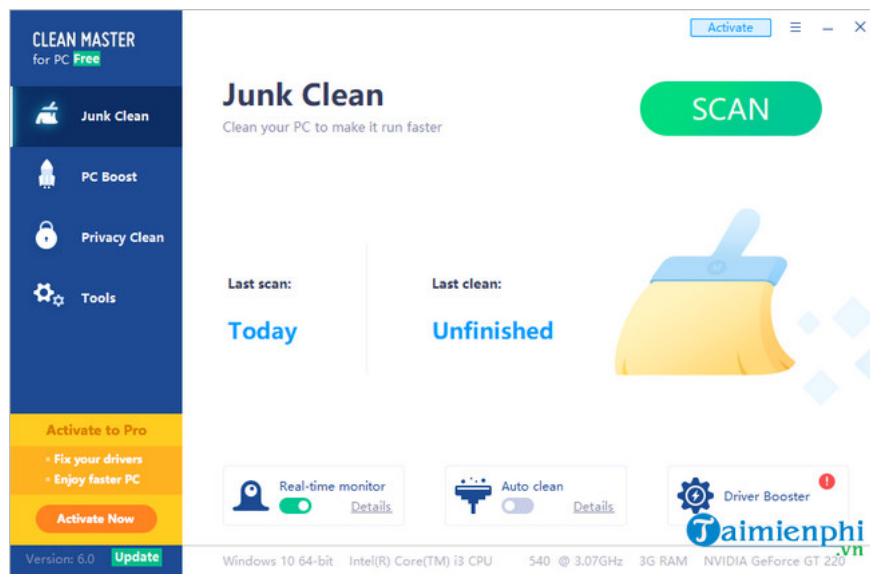
Next, press **Install** to begin the installation process.



Step 5 : The installation process takes a few minutes.



This is what the software interface looks like after the installation is complete:



If you're still unfamiliar with Clean Master, check out the detailed usage guide that TipsMake has provided. In fact, the Clean Master interface is quite simple and user-friendly. Therefore, users usually don't need much time to get acquainted with and use Clean Master.

Install Clean Master now to clean up your computer system. Alternatively, you can check out CCleaner, one of the leading software programs available today. **Download and use CCleaner** to clean your computer and remove unnecessary programs.

For Android users who haven't had the chance to use Clean Master yet, download Clean Master for Android now! It's safe to say that Clean Master's features are just as good as the desktop version. In fact, with manual operation, you can use Clean Master even more effectively to speed up your phone, reduce battery drain, lag, and overheating.

You finished reading the article "**How to install Clean Master, a computer system cleaning software.**" edited by the [TipsMake](#) team. We hope this article has provided you with many useful tech tips and tricks. You can search for similar articles on tips and guides. Thank you for reading and for following us regularly.