

How to install AV1 codec in Windows 10

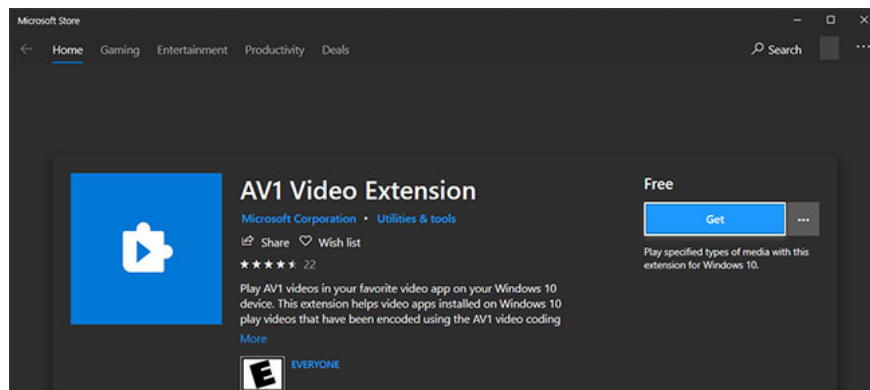
The new AV1 codec is not enabled by default. Here's how you can install the AV1 codec in Windows 10 to enable AV1 Video Codec support.

The new AV1 codec is not enabled by default. Here's how you can install the AV1 codec in Windows 10 to enable AV1 Video Codec support.

Steps to install AV1 codec in Windows 10

Here are the steps you should follow to install AV1 codec in Windows 10.

1. Go to the official AV1 codec archive page and click **Get**.
2. If prompted, click the **Microsoft Store Open** button .
3. In the Microsoft Store application, click the **Get** button .



Click the Get button

4. As soon as you click this button, the Store will download the AV1 codec and automatically install it.
5. Close the Store application.
6. Restart Windows.

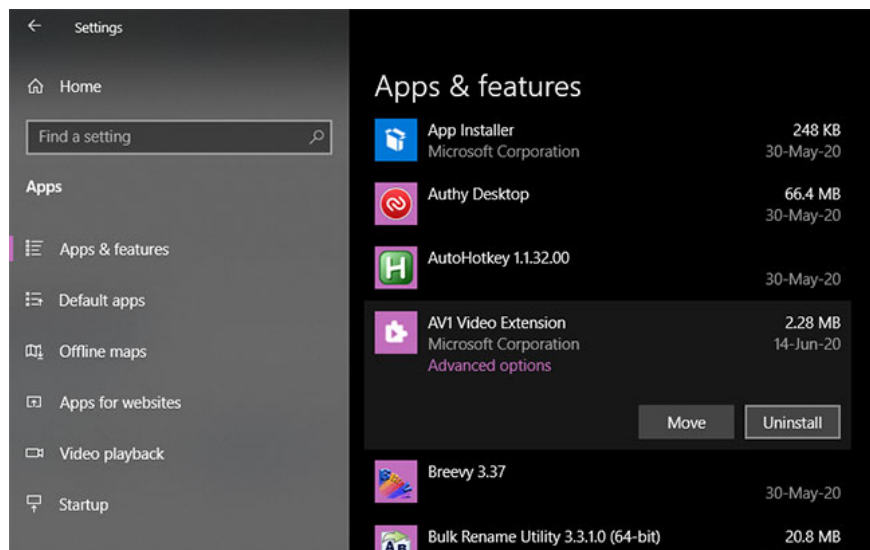
It's done! You have successfully installed the AV1 codec in Windows 10. To verify that the codec is working properly, download the encrypted video of the AV1 codec and try playing it using the **Movies & TV application** . If the application plays videos, you have successfully installed the AV1 codec. Remember that some third-party media players, like VLC, have built-in support for the AV1 codec.

Uninstall AV1 Codec from Windows 10

If the AV1 codec is causing problems or performance issues, you can uninstall it quite easily.

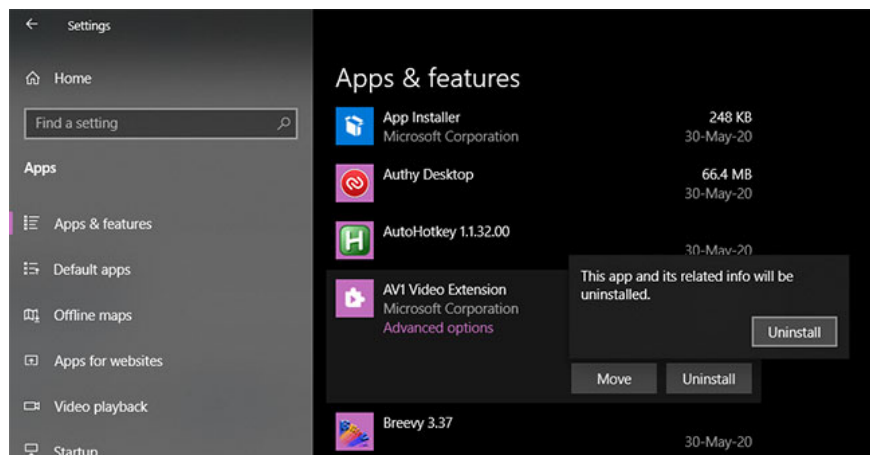
Follow these steps to uninstall AV1 codec in Windows 10.

1. Open the **Settings** application (press Win+ I).
2. Go to the **Apps** page .
3. Click the **Apps & features** tab on the left.
4. On the right panel, click **AV1 Video Extension** .
5. Click **Uninstall**.



Click **Uninstall**

6. Click **Uninstall** in the menu that appears.



Click **Uninstall** in the menu that appears

7. Close the **Settings** application .

8. Restart Windows.

As soon as you click the **Uninstall** button , the AV1 codec will be uninstalled from the system. If you want to reinstall, follow the steps in the first section.

You finished reading the article "**How to install AV1 codec in Windows 10**" edited by the [TipsMake](#) team. We hope this article has provided you with many useful tech tips and tricks. You can search for similar articles on tips and guides. Thank you for reading and for following us regularly.