


# How to install apps and games on Google TV


To get the most content on your Google TV device, you'll want to find and download a number of different apps and games. Unfortunately, doing this on devices like Google TV's Chromecast isn't as easy as opening the Play Store.

Devices like "Chromecast with Google TV" must have access to Android apps developed specifically for the TV. However, you can't actually open the Google Play Store directly like on an Android TV. Instead, the store's search function will be built into the **Apps** tab on the home screen.

In the **Apps** tab , you'll find new items to search for. Selecting a list opens a list of applications or games.



The **Apps** tab also has a number of different rows, like **Featured** row will have suggestions of applications and ranked by category.



Select an app or game, then click **Install** on the info page. You can also see screenshots of that app under the **Install** button .



When looking, it's easy. However, what if you want to download a certain app? Since you can't open the Play Store directly, you'll have to search for that app or game.

In the **App Categories** row , select **Search for Apps** .

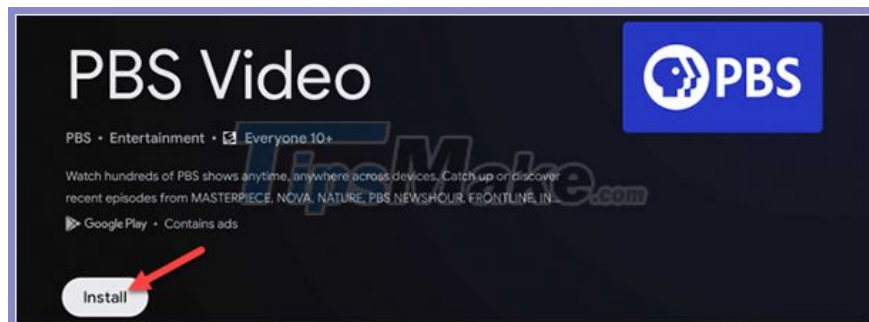


Then an on-screen keyboard will pop up, type the name of the app you want to download. Select the search icon when finished typing. If your remote supports Google Assistant, you can use voice search.




Look in the Google TV application results list for the app you want to download. If so, select that app.

Select **Install** on the information page. Again, you can see screenshots of the app below the **Install** button .



When the app is installed, click **Open** to open it directly from the Play Store. You can find any downloaded app or game at the bottom of the Apps row on the home screen. If there are more than 12 apps, tap **See All** to see the full list.



It's also a little odd that Google doesn't allow you to open the Play Store on set-top boxes, dongles, and TVs, but the **Apps** tab is also very easy to use. And of course, if you want to search for something, don't forget the **Search** feature .

You finished reading the article "**How to install apps and games on Google TV**" edited by the [TipsMake](#) team. We hope this article has provided you with many useful tech tips and tricks. You can search for similar articles on tips and guides. Thank you for reading and for following us regularly.