

How to install and use Unikey for new users

How to install and use Unikey for new users. Unikey is a famous Vietnamese percussion with millions of installs on computers. With the advantages of compact, stable operation, Unikey is an indispensable Vietnamese typing tool on our PC.

Unikey is a famous Vietnamese percussion with millions of installs on computers. With the advantages of compact, stable operation, Unikey is an indispensable Vietnamese typing tool on our PC.

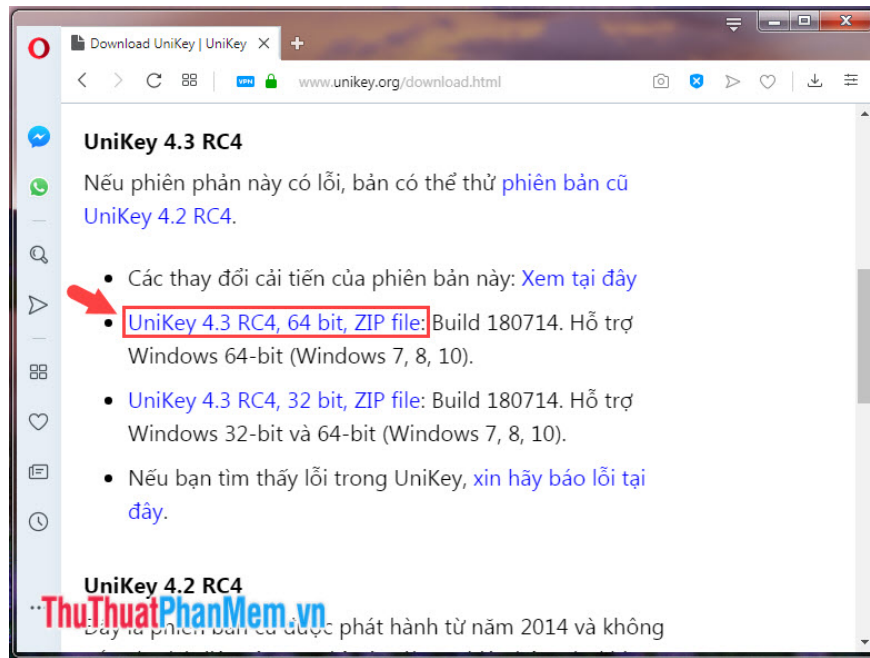


In the following tutorial, TipsMake.com will guide you how to install and use Unikey. Let's read and refer!

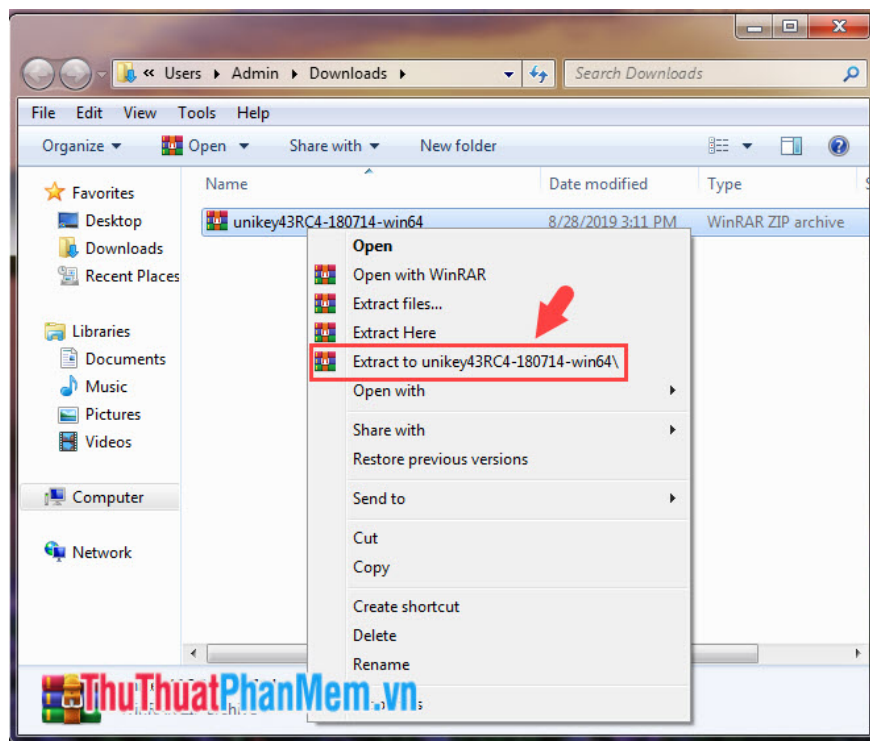
1. Install Unikey

Step 1: Download Unikey at the homepage <https://www.unikey.org/download.html>

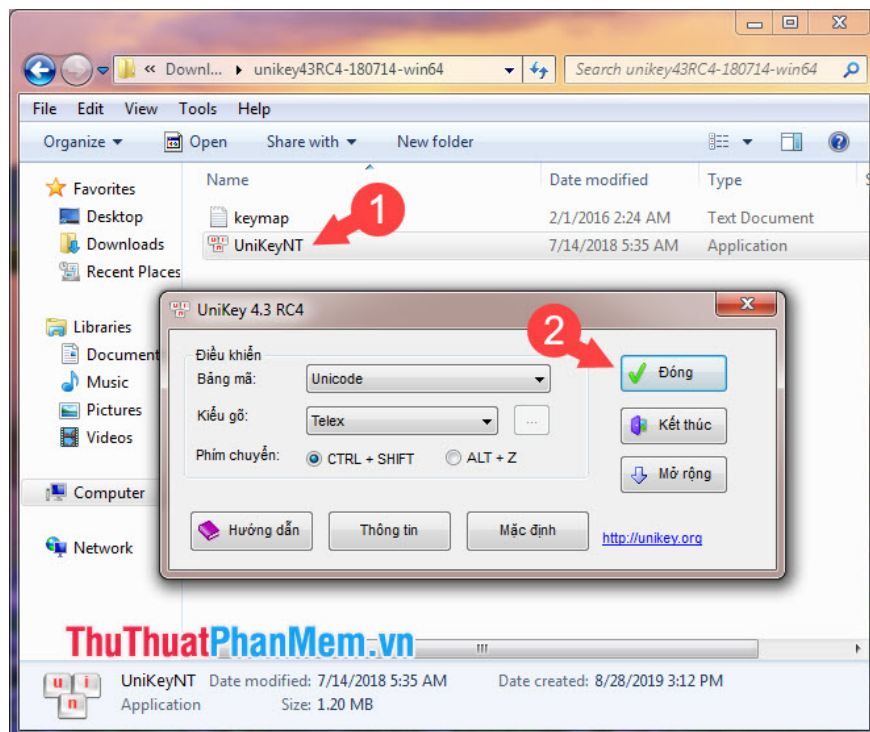
We should choose the latest version of Unikey and the version corresponding to our operating system (32 bit or 64 bit). The latest version is currently Unikey 4.3 RC4.



Step 2: After downloading, right-click on the archive and select **Extract to unikey....** to extract the software.

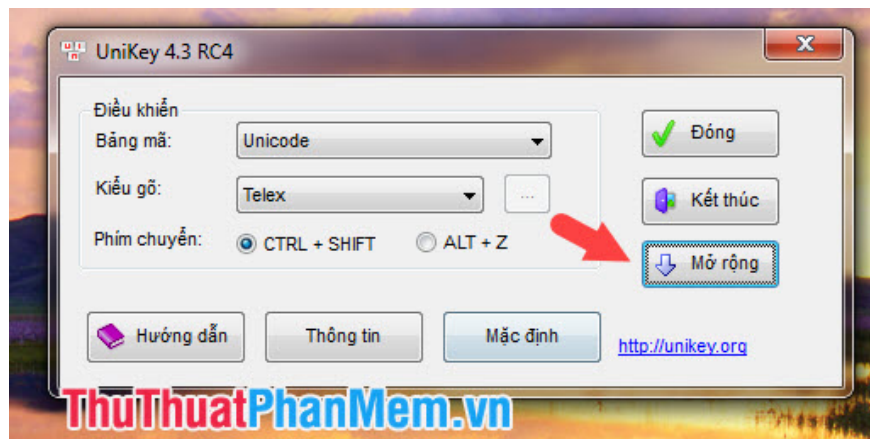


Step 3: Open the folder containing **Unikey** and open the **Unikey** keyboard . Then click **Close** to minimize the percussion to the system tray.

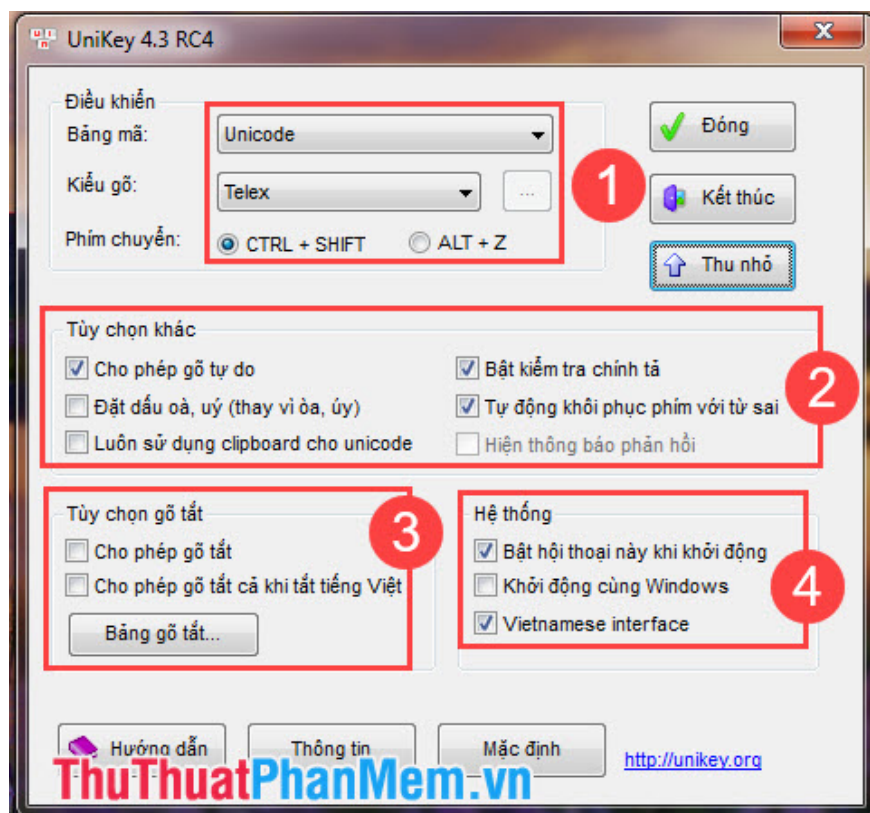


2. Unikey user interface

Step 1: Open **Unikey** and click on the **Expand** button to display more options.



Step 2: The main interface of **Unikey** is more complete with main items such as.



Control (1) : We can change the encoding and typing in this section. Usually we use **Unicode encoding** with **Telex typing method** to type Vietnamese in text editors. In addition, we have changed the switch that allows you to temporarily turn off Vietnamese keyboard when we type English text, the default switch is Ctrl + Shift.

Other options (2) : This section allows users to set advanced options such as checking and restoring spelling, allowing typing freely .

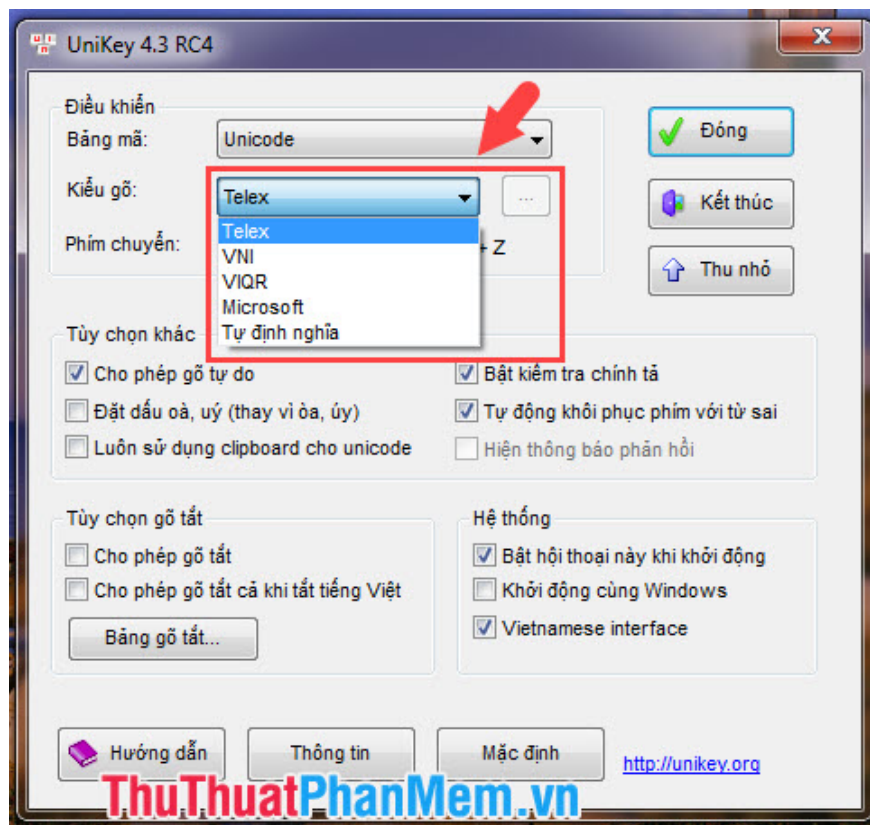
Shortcut option (3) : This section is very useful in case we have to use long phrases but just typing the key, the percussion will automatically turn into a shortcut phrase. For example: TTPM => TipsMake, VNVD => Vietnam Championship.

System (4) : An option that allows us to change the display language of Unikey, allowing Unikey to start with Windows.

In addition, Unikey also has some basic shortcuts that will help us access or open functions quickly. For a list of shortcuts on Unikey, please refer to the following article: <http://TipsMake.vn/cac-phim-tat-can-biet-khi-dung-unikey/>

3. Guide to type Vietnamese with Unikey

Unikey supports basic typing methods such as Telex, VNI, VIQR, Microsoft and typing methods of the following methods:



Telex typing method

Vietnamese Letters / Signs

Typing method

â

aa

?

aw

dd

dd

Hey

ee

umbrella

oo

Oh

ow

u

uw

acute

S

grave accent

f

question mark

r

tilde

x

dot

j

delete the previous one

z

Example: Vietnamese = Tieengs Vieetj

VNI typing method

Keys

Sign

first

sharp

2

mystical

3

ask

4

fall

5

heavy

6

type the caret in the letters â, ê, ô

7

type the hook in the letters u, e

8

Type the quotation marks in the letter

d9

type the letter e

0

delete the bar marks

For example: tie6ng1 Vie6t5 = Vietnamese.

VIQR input method

Keys

Sign

,

sharp

Definition of

mystical

?

ask

~

fall

.

heavy

^

circumflex in the letters â, ê, ô

+

apostrophes in the letters u, ?

(

moon sign in ?

dd

letter d

0

delete the bar marks

escape sign key

For example: tie ^ 'ng Vie ^ .t = Vietnamese.

Microsoft input method

Keys

sign

8

sharp

5

mystical

6

ask

7

fall

9

heavy

2

â

3

Hey

4

umbrella

first

?

[

u

]

Oh

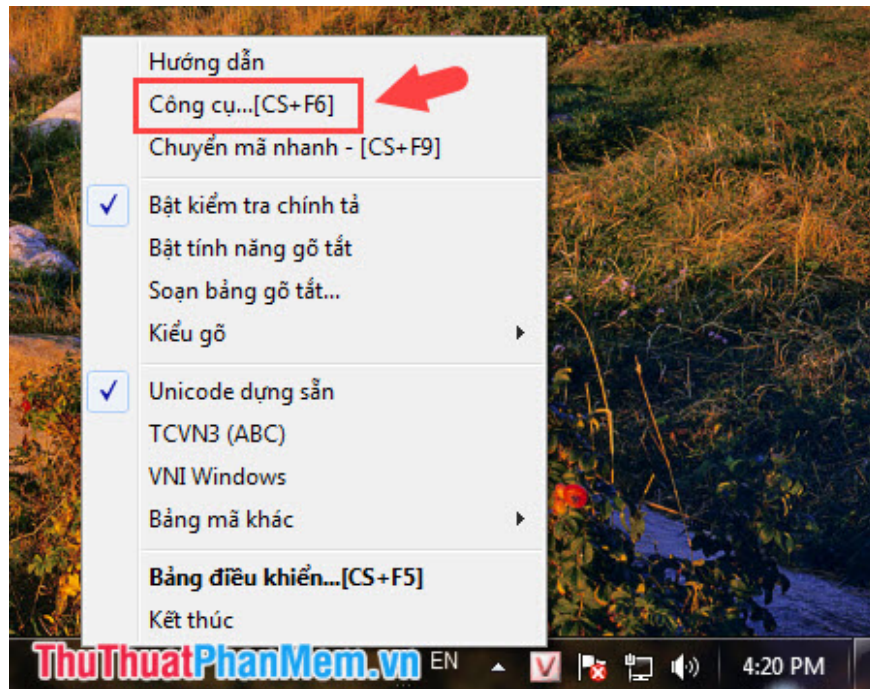
0

dd

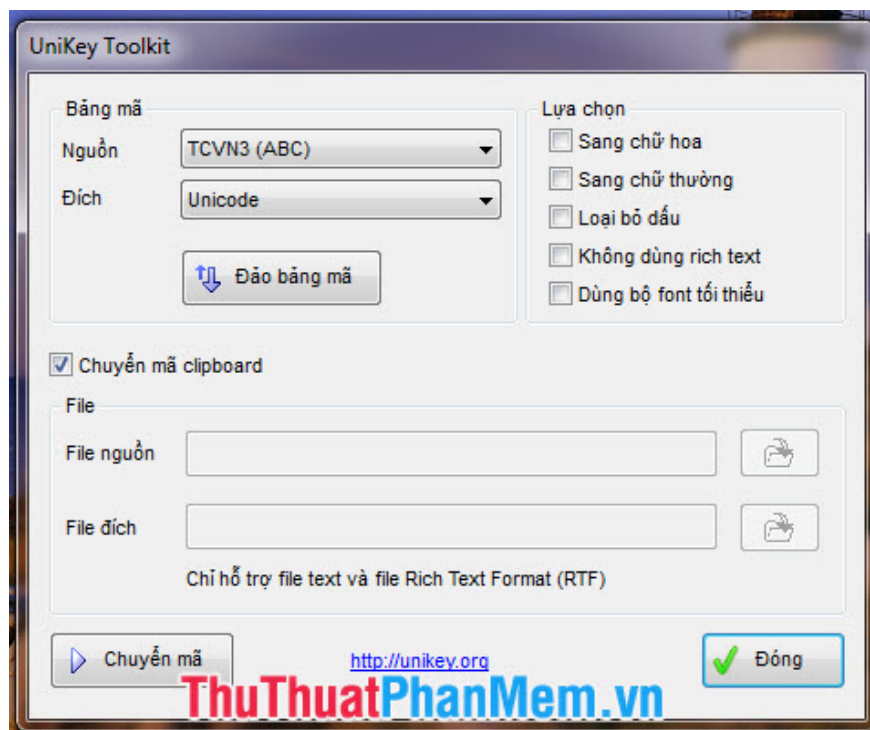
For example: Vietnamese = Ti38ng Vi39t.

4. Transcode with Unikey Toolkit

Sometimes when we download documents on the Internet and have font errors, we can fix them with Unikey Toolkit. To activate Unikey Toolkit, right-click on the Unikey icon in the system tray and select **Tools** .



The **Unikey Toolkit** shows up and we can manipulate transcoding with this toolkit.



For instructions on transcoding for Unikey, please review the following article:

<http://TipsMake.vn/huong-dan-chuyen-doi-phong-chu-bang-unikey/>

and guide to convert .VNTIME font to Times New Roman here:

<http://TipsMake.vn/cach-chuyen-font-vntime-sang-time-new-roman-bang-unikey/>

With the knowledge shared in the article about Unikey, hopefully we can easily master this tool to use it for work and study effectively. If you read any questions or good tips with Unikey, do not hesitate to share them with TipsMake.com in the comment section at the end of the article!

You finished reading the article "**How to install and use Unikey for new users**" edited by the [TipsMake](#) team. We hope this article has provided you with many useful tech tips and tricks. You can search for similar articles on tips and guides. Thank you for reading and for following us regularly.