

# How to install and use 3uTools to connect your iPhone to your computer or laptop.

3uTools is a powerful tool that makes connecting and managing your iPhone from your computer easy. With its ability to quickly synchronize data, back up, and install apps, 3uTools provides a smooth experience. This article will guide you through the detailed steps of installing and using 3uTools to optimize your iPhone's connection with your computer.

3uTools software is the perfect solution for efficiently managing your iPhone from your computer. With its comprehensive data synchronization, backup, and management capabilities, iTunes and 3uTools are tools every iPhone user should have.

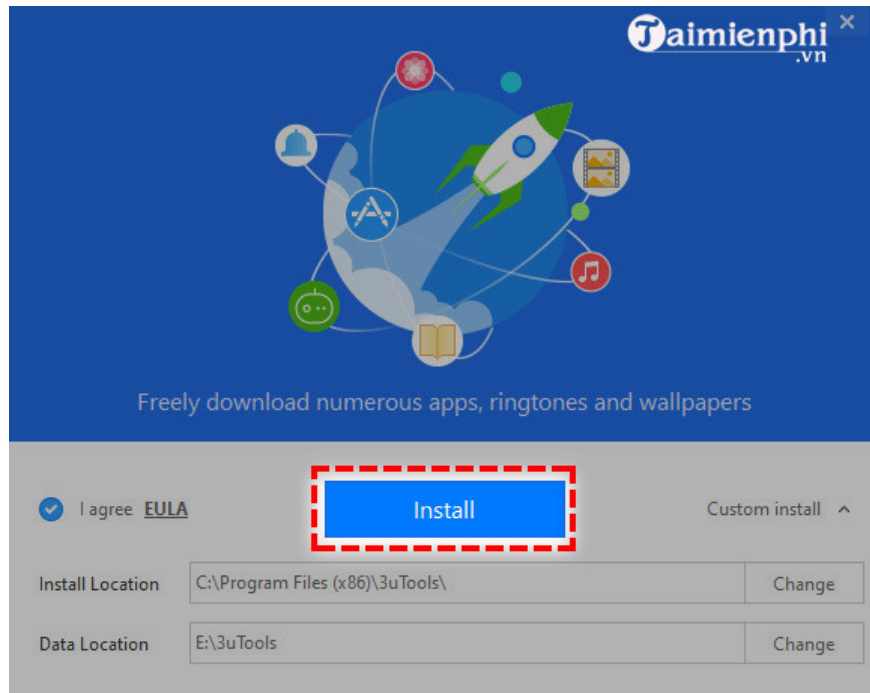


S

## *Instructions for installing 3uTools on your computer*

*Step 1:* First, you must download the latest version of 3uTools [here](#).

*Step 2:* Click directly on the downloaded installation file, check the **"I Agree EULA"** box, and select **"Custom Install"** to customize the 3uTools data storage folder (default is C:\Program Files (x86)\3uTools) => Click **"Install"** after the setup is complete.



I agree to the terms, policies, and regional settings for installing 3uTools.

*Step 3:* The software will then automatically install on your computer. Once complete, **select Desktop Shortcut** to create a quick launch icon on your home screen, then select Launch to open 3uTools.

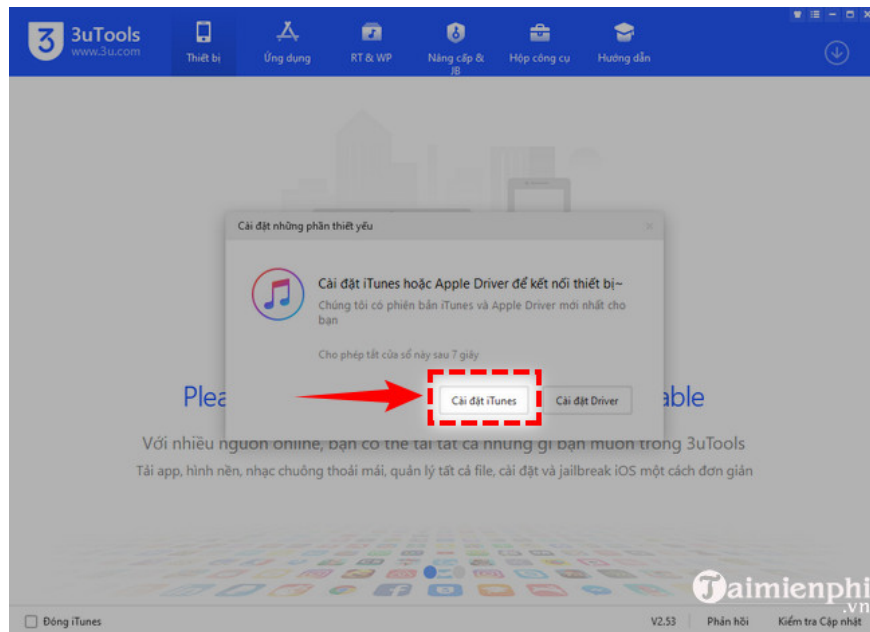


Notification that 3uTools software has been successfully installed.

### ***Instructions on using 3uTools to connect your iPhone to your computer.***

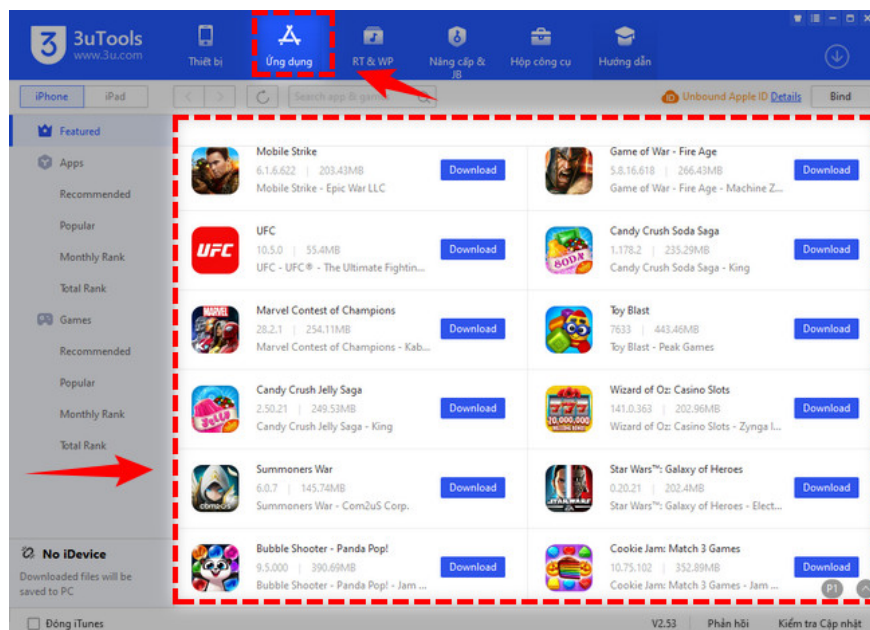
Typically, the default interface is English. You need to **switch to Vietnamese in 3uTools** for more convenient operation and use.

- If your computer doesn't have **iTunes** installed , you'll see a message like the one below, asking you to install **iTunes** for it to work properly. You can **download iTunes** here.

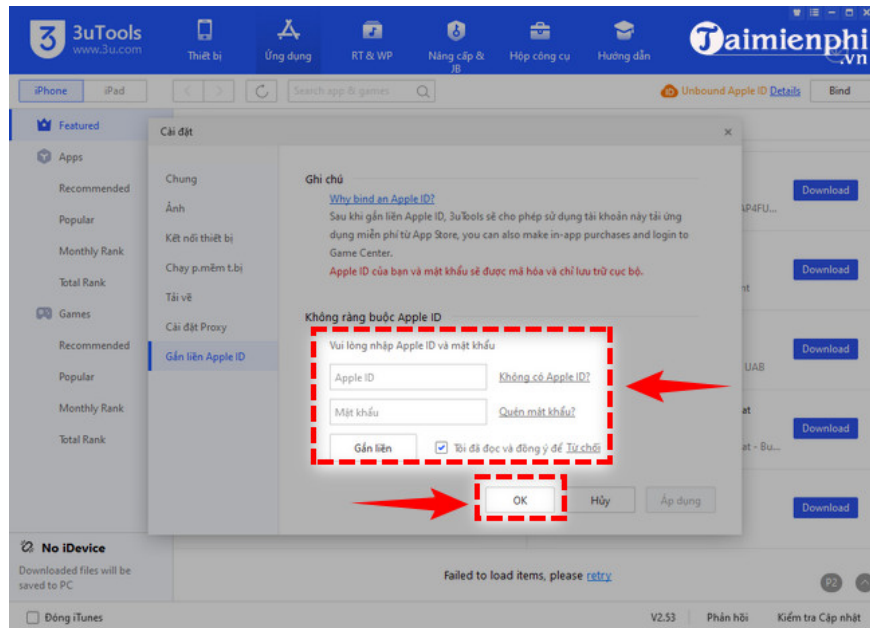


You need to install iTunes to use 3uTools.

- **In the APPS** interface of the tool, there are many popular and trending apps/games such as Pokémon GO, Candy Crush Saga, Netflix, etc. You can search for a specific app or game in the Search box or download the list of apps in Apps and the list of games in Games.

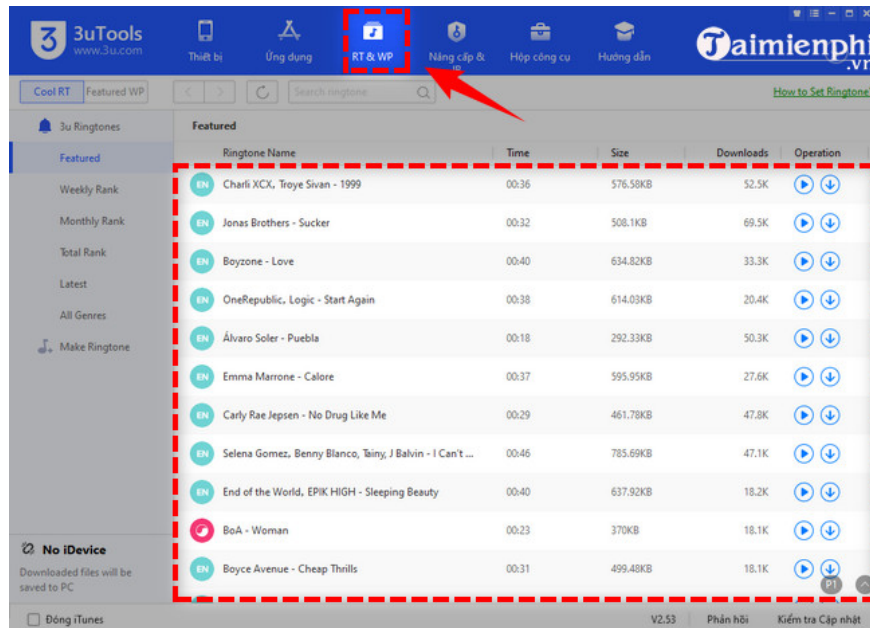


- In addition, 3uTools can link to your **iTunes** account so you can download free and paid games and apps from the App Store. This is a unique feature of 3uTools that no one else offers.

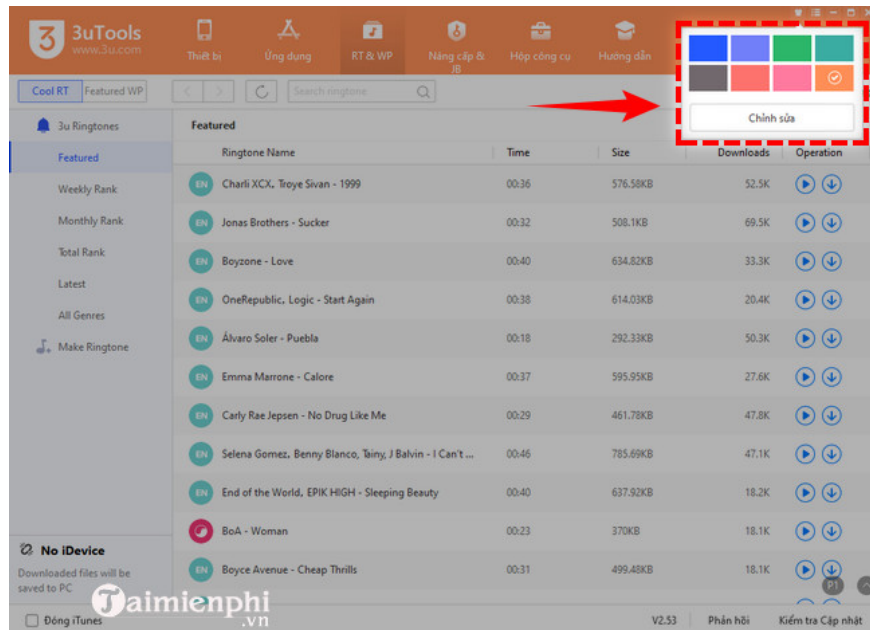


- In the RT&WP interface of the tool, we can download ringtones from a pre-existing list, or create our own iPhone ringtones using 3uTools . 3uTools also organizes music lists by chart, such as:

- + **Featured** : Currently popular
- + **Weekly Rank** : Weekly chart
- + **Monthly Rank** : Monthly chart
- + **Total Rank** : Overall chart
- + **Latest** : Most recently added
- + **All Genres** : All music genres



- The Wallpapers interface is no different in terms of functionality and usage compared to Ringtones; you can select and download themes to your liking from the list of themes provided by 3uTools.



- The 3uTools **Toolbox** interface includes key functions such as data backup/restore, ringtone creation, and installing appropriate firmware for your iPhone. Below, TipsMake introduces some of the main functions of the Toolbox:

**Install 3u for iOS:** Install 3uTools on your iPhone or iPad .

**Backup/Restore:** Back up/restore data .

**Clean Garbage :** Clean up storage .

**Make Ringtone:** Create ringtones.

**Convert Video:** Convert videos to iPhone/iPad format.

**Migrate Data:** Transfer data .

**Compress Photo:** Compress photos to save storage.

**Realtime Screen:** Directly control your iPhone/iPad from your computer.

**Realtime Log:** History of controlling your iPhone/iPad.

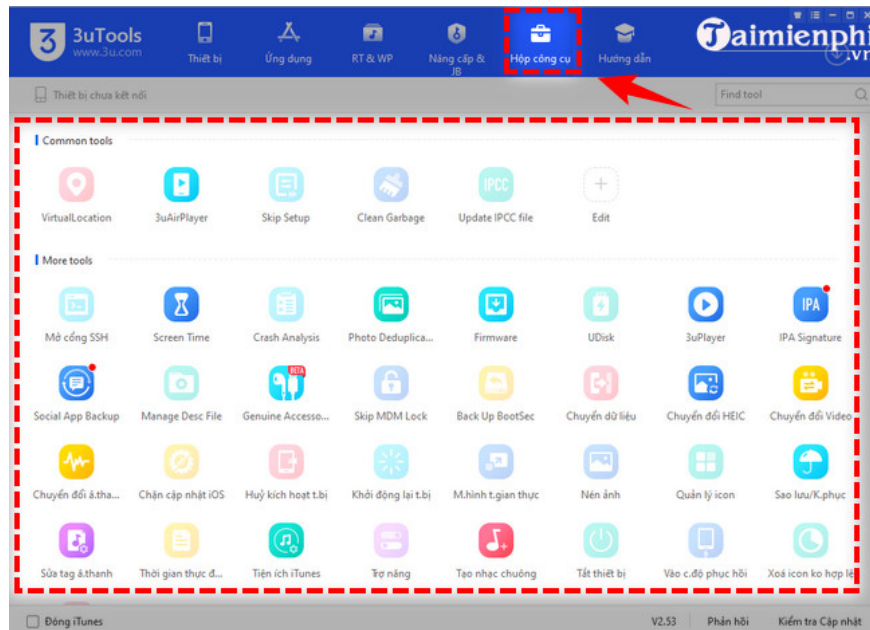
**Delete Invalid Icon:** Delete invalid icons .

**Open SSH:** Install SSH for iPhone.

**Firmwares:** Download and install firmware for iPhone/iPad.

**Reboot iDevice:** Restart your iPhone/iPad. Turn off

**iDevice:** Turn off your iPhone/iPad.



Above, TipsMake has guided you on how to install 3uTools as well as some basic features that users should know. If you want to jailbreak to install other applications, refer to **how to jailbreak your iPhone using 3uTools** here. Hopefully, this information is useful to you.

You finished reading the article "**How to install and use 3uTools to connect your iPhone to your computer or laptop.**" edited by the [TipsMake](#) team. We hope this article has provided you with many useful tech tips and tricks. You can search for similar articles on tips and guides. Thank you for reading and for following us regularly.