

How to install an ad-free, background-running version of YouTube.

Instead of using the regular version of YouTube, which is annoying because of the ads that pop up while you're watching, you should install the ad-free version that runs in the background. Even if you watch all day, you won't see any ads, and you can even use it alongside other applications.

This method helps you:

- Easily install the ad-free, background-running version of YouTube
- Get the latest installation link

Currently, YouTube Vanced has officially stopped receiving updates. But don't worry, there are many other ad-free, background-playing versions of YouTube available as replacements. You can easily and quickly download ad-free YouTube for iOS and Android, and enjoy videos, movies, and music without annoying or interrupted ads.



App for watching YouTube without ads on TV and phone.

- Download YouTube on Android devices: **YouTube for Android**
- Download YouTube on iOS devices: **YouTube for iPhone**

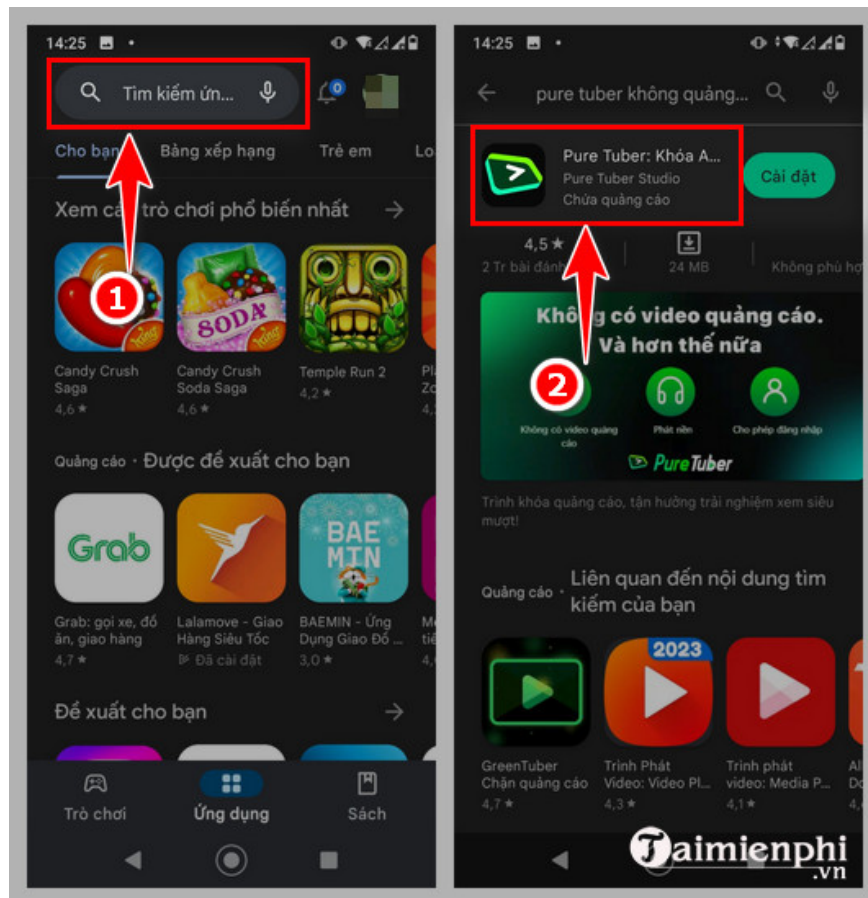
Article contents:

1. For Android phones.
2. For iPhones.

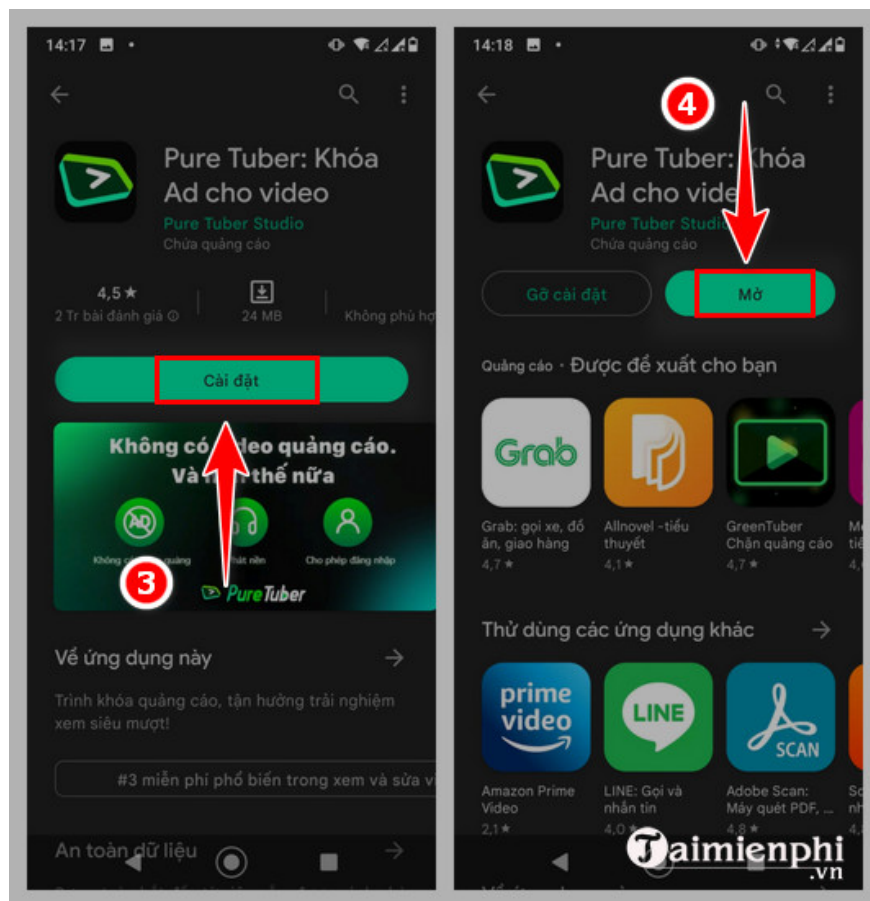
Instructions for installing an ad-free, background-running version of YouTube.

1. Download and install the ad-free YouTube app for Android.

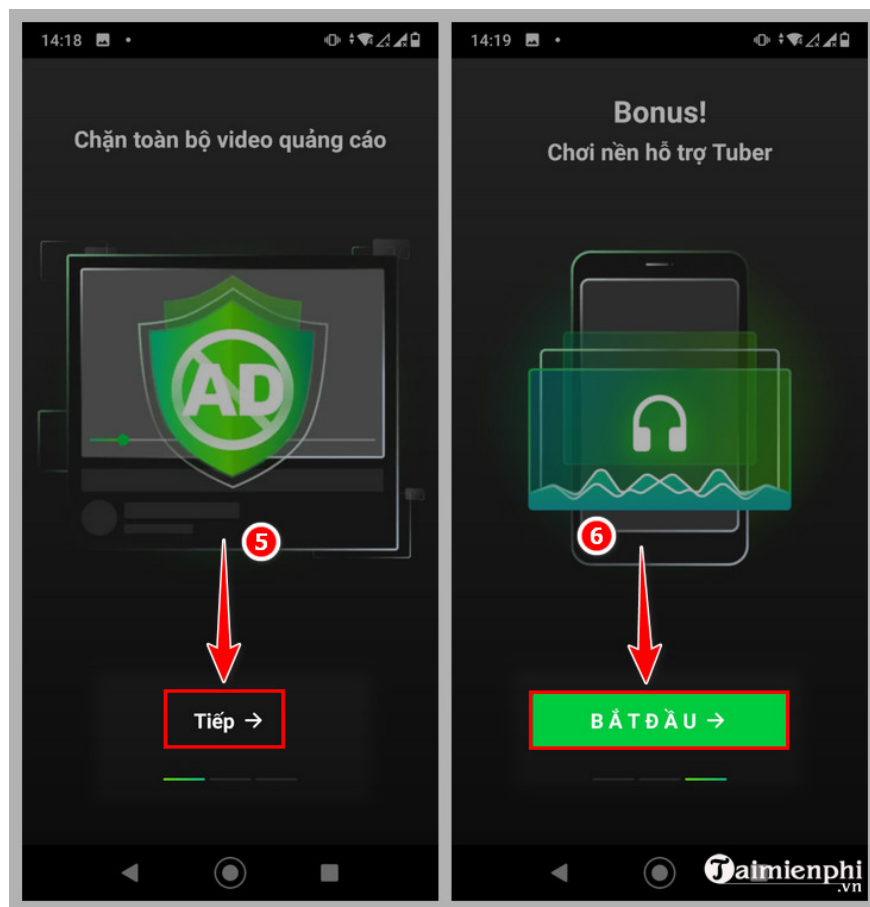
Step 1: Access the Pure Tuber download link for Android here to download ad-free YouTube with the screen off. Alternatively, you can go to the **Google Play Store**, type "**Pure Tuber**" in the search box (Figure 1). Then, click on "**Pure Tuber: Lock .**" (Figure 2).



Step 2: Click on "**Install**" (Figure 3). Wait a few seconds for the application to download and install. Then, click "**Open**" (Figure 4).



Step 3: After opening this YouTube app, you will see an introduction; click "Next" to skip it. Then, click "Start" to use Pure Tuber.



Step 4: You can still search and watch videos as usual, but the special thing is that ads no longer appear on the video you're playing, including in the background. In addition, you can select categories such as Trending, Music, Games, etc., according to your needs.

14:20



PureTuber



Tìm kiếm




Đặc tính

Xu hướng

Âm nhạc

Trò chơi




THUYỀN QUYÊN REMIX TIKTOK
VIỆT MIX TV

1:17:12



NONSTOP 2023 MIXTAPE | NHẠC TRÉ
REMIX 2023 HAY NHẤT HIỆN NAY | NO...

Việt Mix TV · 596 N lượt xem · 1 tháng trước



3:38:02



ÂM NHẠC PHỤC HỒI HỆ THẦN KINH 🌿
Nhạc nhẹ nhàng, xoa dịu hệ thần kinh v...

Love YourSelf · 9,4 Tr lượt xem · 9 tháng trước



TRANG CHỦ



Shorts



VIDEO CỦA TÔI

Jaimienphi.vn

Another option is to download YouTube videos to your computer or phone to watch them again. With various methods available , you can easily rewatch YouTube videos without any difficulty.

2. Download and install the ad-free version of YouTube for iOS (iPhone, iPad).

We have detailed instructions on how to turn off or block ads when watching YouTube videos in this article; please see the detailed instructions in the article " How to watch YouTube without ads on iPhone" here.

Turning off YouTube ads or similar actions can help you enjoy content better. However, TipsMake doesn't recommend this because it reduces revenue for content creators and consequently, there will be less quality content for you to watch. Therefore, you should only turn off YouTube ads for clips or videos that intentionally display many ads.

How long have you been watching YouTube, and are you sure you've watched all the content on YouTube? TipsMake is sure you're unaware of censored YouTube videos, as these are popular videos that aren't available in countries not on the list. So, how do we watch censored YouTube videos? The answer is simple: check out our guide on how to **watch censored YouTube videos** here and find the restricted content yourself.

You finished reading the article "**How to install an ad-free, background-running version of YouTube.**" edited by the [TipsMake](#) team. We hope this article has provided you with many useful tech tips and tricks. You can search for similar articles on tips and guides. Thank you for reading and for following us regularly.