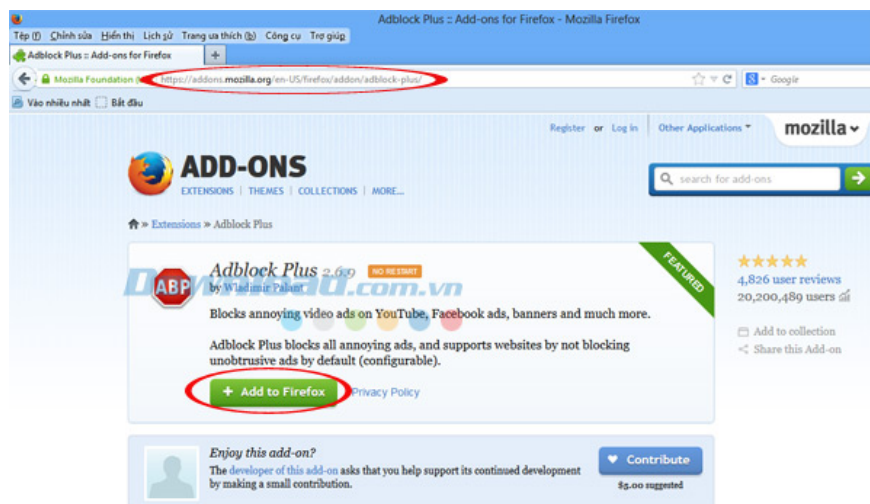


How to install Adblock on Firefox, Chrome, IE

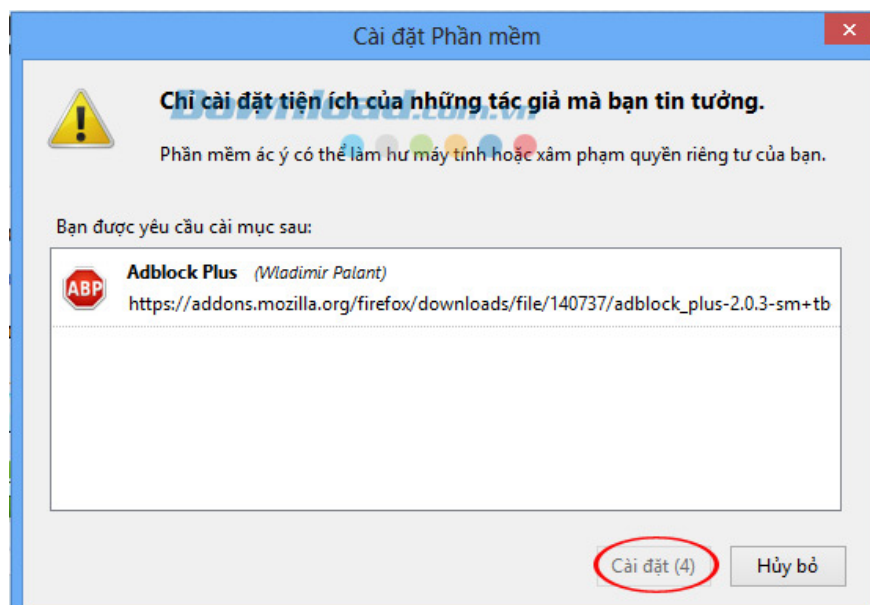
- When accessing the Internet, many ads appear annoying you. Adblock is an application that helps prevent such distractions.

Firefox browser

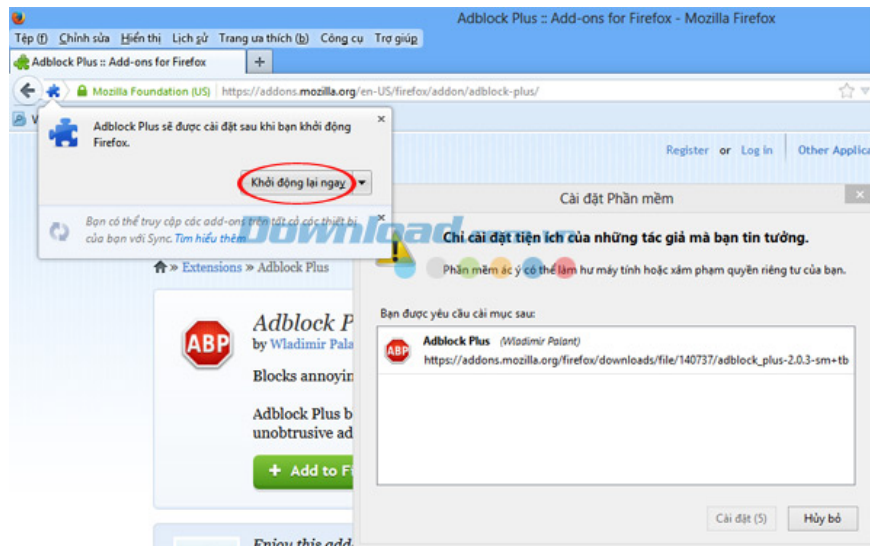
Step 1: Select the link to download the Adblock utility to your computer.



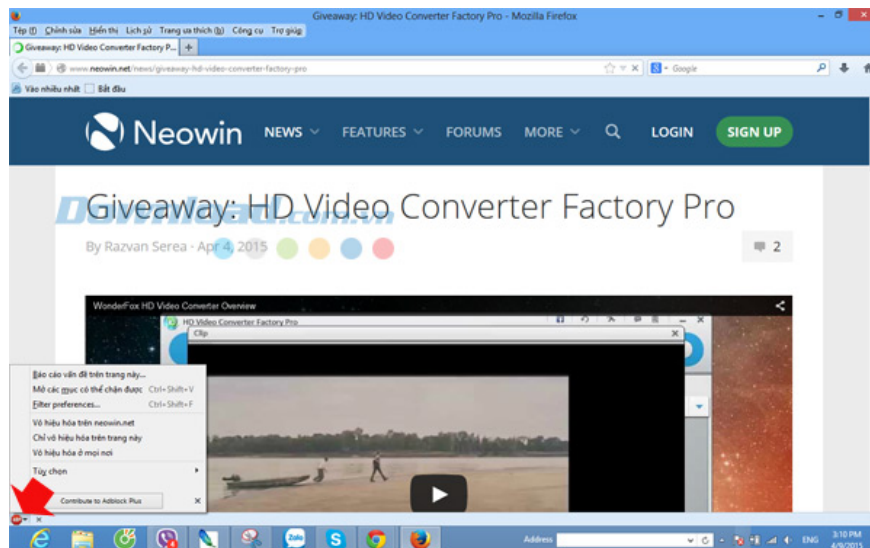
Step 2: In Firefox browser, click Add to Firefox to install the application. This process will take a fairly short time.



Step 3: After completing the installation, when the notice board appears, to confirm you need to select Install.



Step 4: On the screen will then display a message asking you to restart to activate the software. What to do is click on the request.



Step 5: Activate successfully, click on the icon of Adblock. A dialog box with various options will appear, you need to choose according to your preferences.

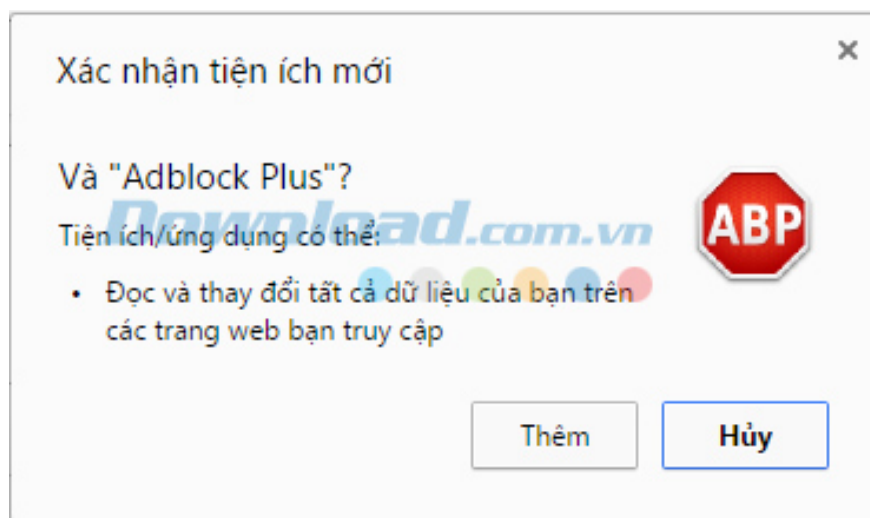
Chrome browser

Step 1: The first step is also to download Adblock.

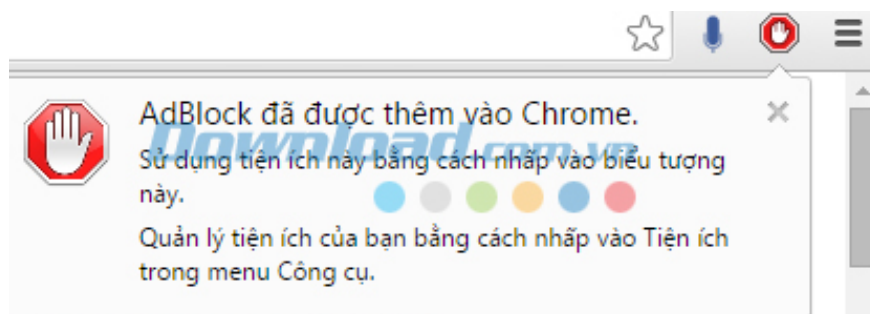
Step 2: On the installation interface, click Add to Chrome



Step 3: Continue to determine the settings by clicking Add in the window.



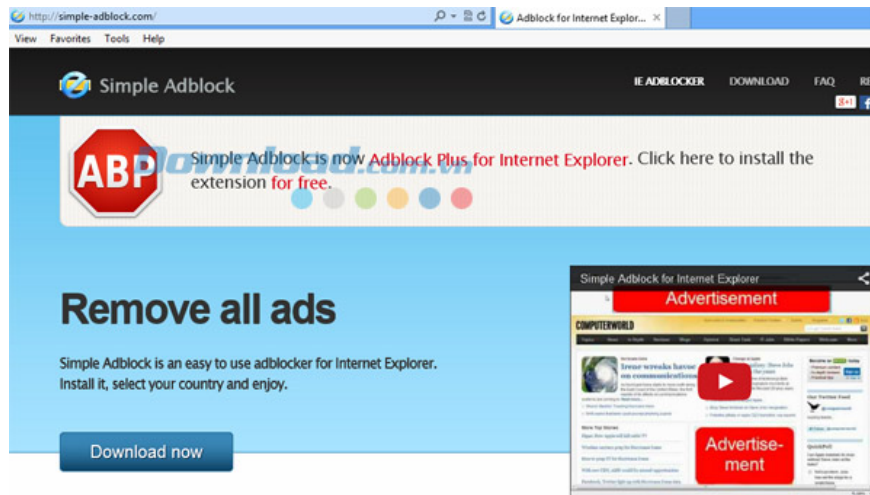
Step 4: After completing the installation, click the Adblock icon to open the option and choose according to your preferences.



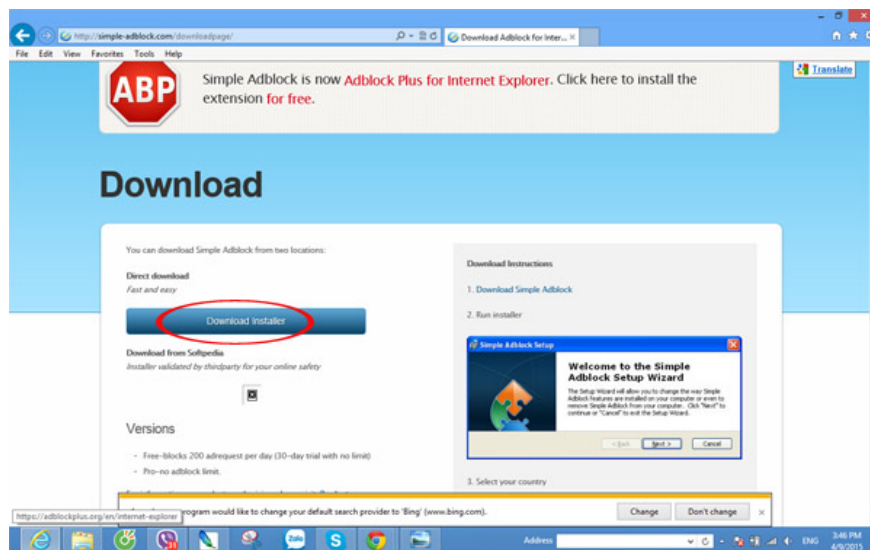
Another way to install is to click the icon 3 dashes in Chrome => Extensions => Download add-ons => search Adblock.

IE browser

Step 1: Download Adblock



Step 2: Select Download Now on the installation interface.



Step 3: Click the Download Installer button to start the installation.

Configuration

The Free version of Simple Adblock has been installed.
To optimize the adfiltering, please configure the settings below:

Country:

Select the country you live in to use the adfilters for your geographic region:
For more information about the filters available, please visit: [FAQ/filters](#)

Vietnam

Privacy:

When browsing the web, many sites use tracking scripts to follow you around the web. By adding privacy filters, the tracking scripts are being blocked and your privacy is protected:

For more information about privacy filters, please visit: [FAQ/privacy](#)

Use privacy filters

Submit

Step 4: Double click the file to proceed with the installation.

Instructions

1. You can disable adblocking on a website, to support a site by showing their ads.
2. Simple Adblock is managed from the icon in the statuspanel
3. If you have not enabled the status panel, right click in the toolbar area to enable it
4. Test your adblocker

Test your adblocker



Copyright © 2012 Simple Adblock. All rights reserved. CONTACT TERMS OF USE PRIVACY

Shortly thereafter, the screen goes straight to the Instructions dialog box for the user to set up appropriately.

You finished reading the article "**How to install Adblock on Firefox, Chrome, IE**" edited by the [TipsMake](#) team. We hope this article has provided you with many useful tech tips and tricks. You can search for similar articles on tips and guides. Thank you for reading and for following us regularly.