

# How to install 1.1.1.1 on your computer to access the blocked web

Here is how to download and use the app 1.1.1.1, also known as WARP + on the computer. Help users access blocked websites.

There are many ways to increase network speed when accessing the website, you can use internet acceleration software such as Turbo Internet, Internet Booster . VPN software on your computer.

On smartphones, you will have a lot of applications that support internet acceleration such as VPN in Touch, Fing to accelerate when accessing popular applications such as Youtube, Facebook, Messenger faster.

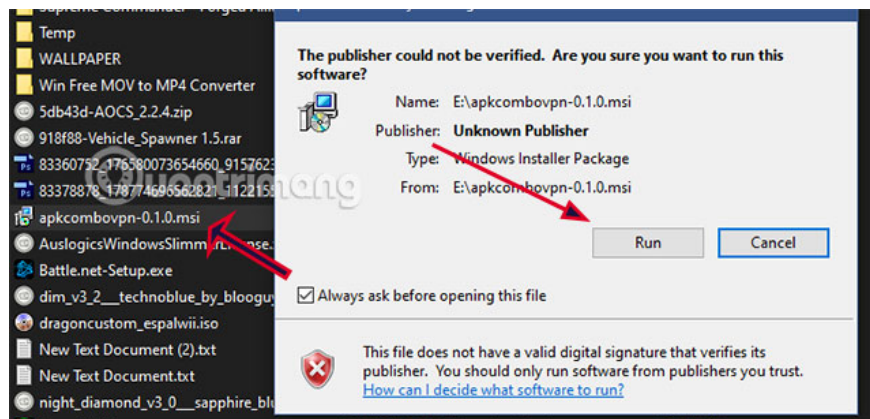
Including the 1.1.1.1 application, also known as WARP +, can help you not only speed up the internet but also help you access blocked websites in Vietnam. Currently this application is available on Android and iOS, but if you want to install 1.1.1.1 on your computer, follow the instructions below.

## How to install the WARP + application on your computer to access the blocked web

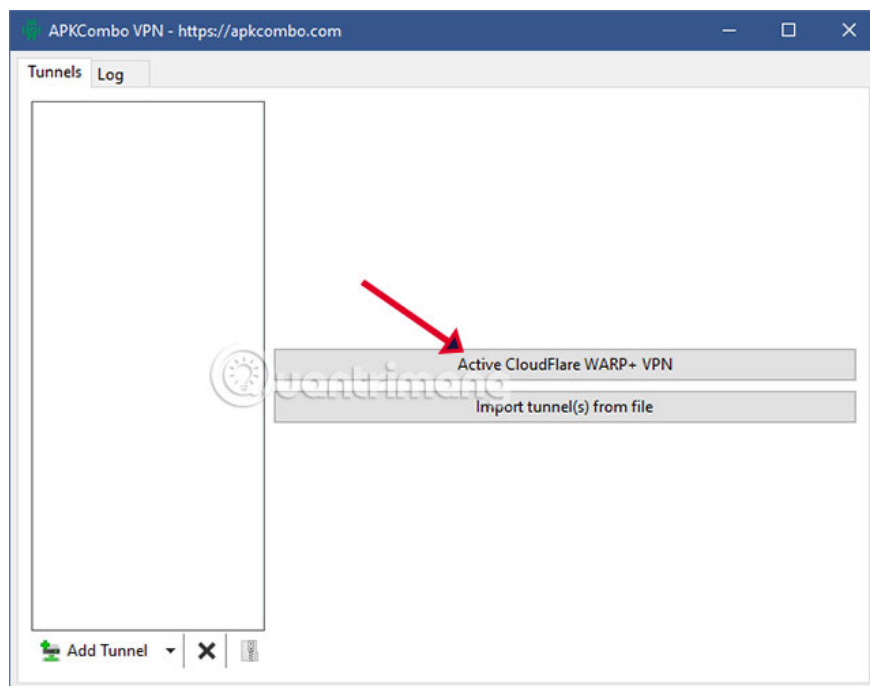
**Step 1:** To install the 1.1.1.1 app on your computer, download the APKcombo version below according to your version.

1. Link to download APKcombo 64bit : <https://raw.githubusercontent.com/apkcombo/apkcombo-vpn/master/apkcombovpn-0.1.0.msi>
2. Link to download APKcombo 32bit : <https://raw.githubusercontent.com/apkcombo/apkcombo-vpn/master/apkcombovpn-x86-0.1.0.msi>

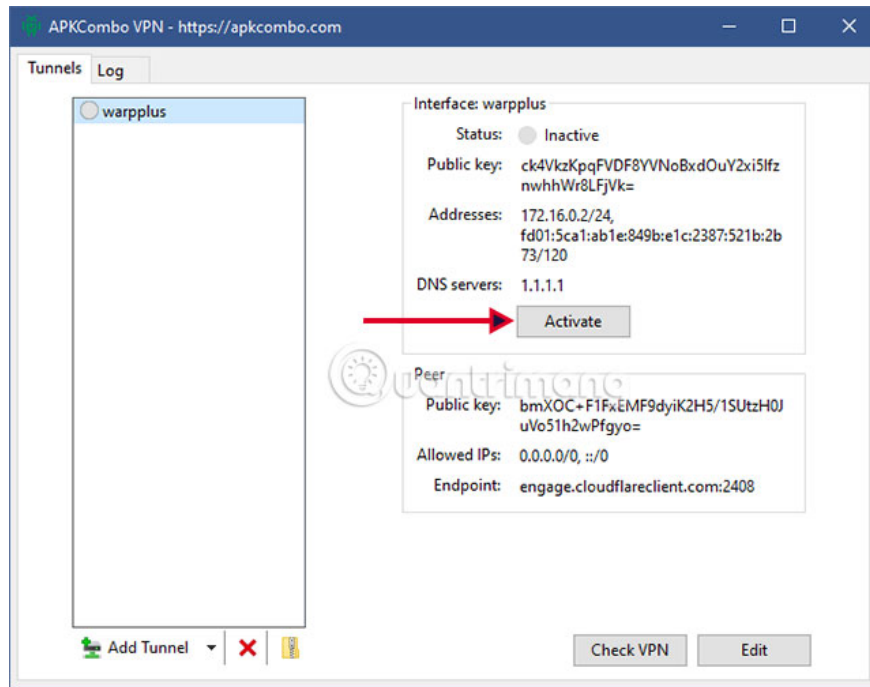
Then start the downloaded .msi file and click Run.



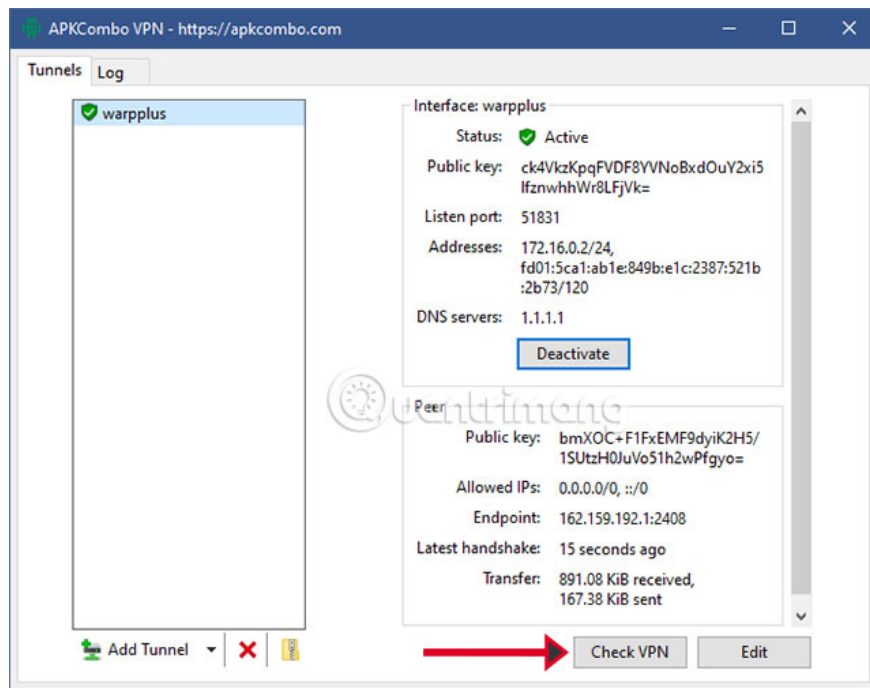
**Step 2:** In the main interface of APK Combo, click Active CloudFlare WARP + VPN.



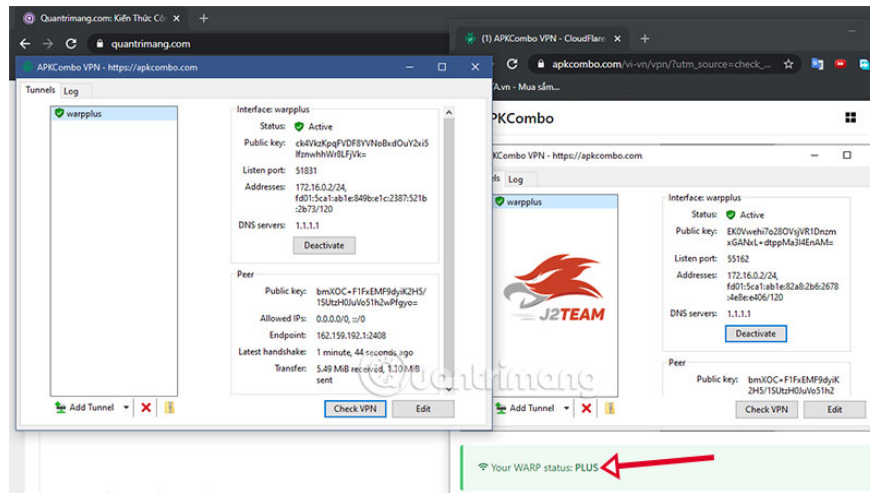
Next click Active.



**Step 3:** Next will appear blue message Active in the Status section above. Now click Check VPN below.



And if you see the APKCombo website comes with the line **Your WARP status: PLUS** as shown below is successful.



Under Hidden icon at this time you will see the icon of APKCombo VPN with the active status (Active) in green. To turn off APKCombo VPN, double-click the icon and click Deactive.



So you have an extra tool to help you access blocked websites and help speed up access to the internet faster. It's simple, but WARP Plus is quite effective when it comes to accessing blocked websites.

You finished reading the article "**How to install 1.1.1.1 on your computer to access the blocked web**" edited by the [TipsMake](#) team. We hope this article has provided you with many useful tech tips and tricks. You can search for similar articles on tips and guides. Thank you for reading and for following us regularly.