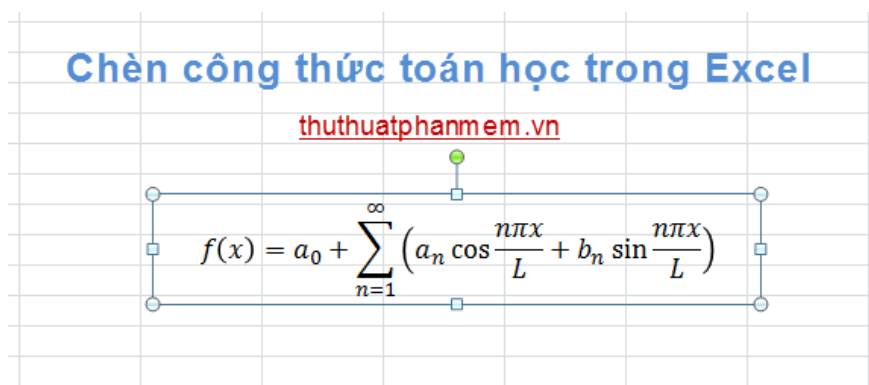


How to insert math formulas in Excel

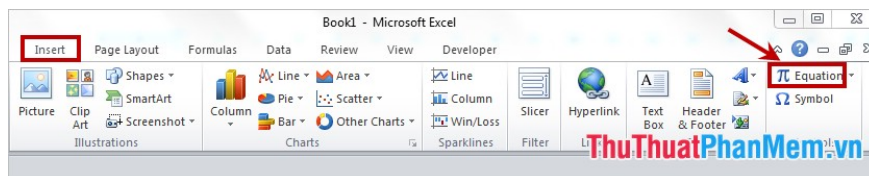
In the learning process, you often use MS Excel to calculate and process data. Because of some requirements that you need to insert mathematical formulas into Excel, but you do not know how to manipulate.

In the learning process, you often use MS Excel to calculate and process data. Because of some requirements that you need to insert mathematical formulas into Excel, but you do not know how to manipulate.

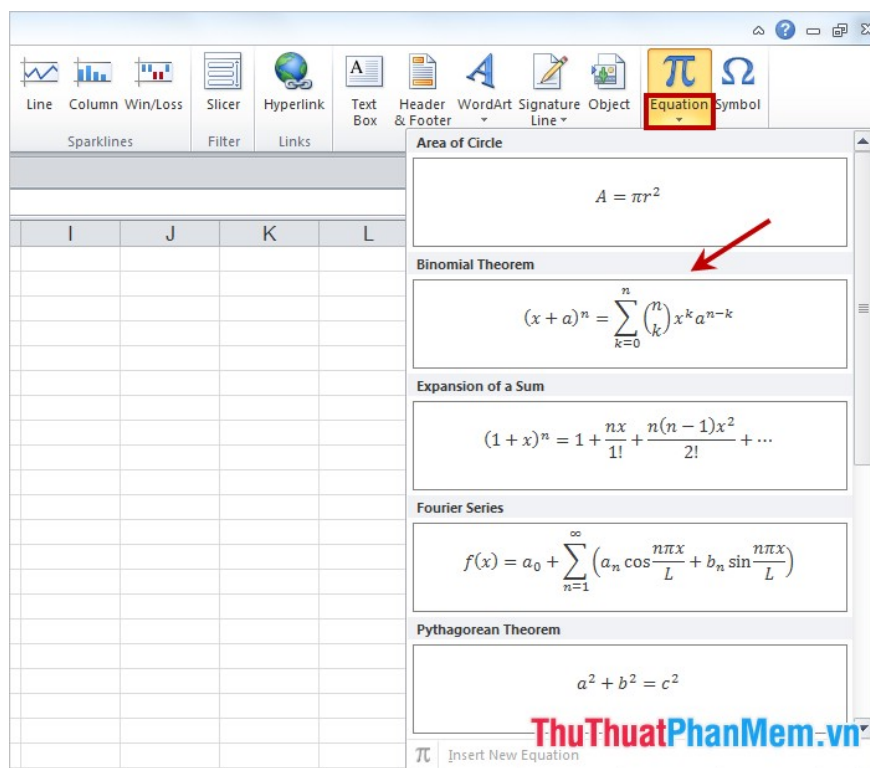


The article shows you how to insert math into Excel 2010, with Excel 2007 and Excel 2013 you can do the same.

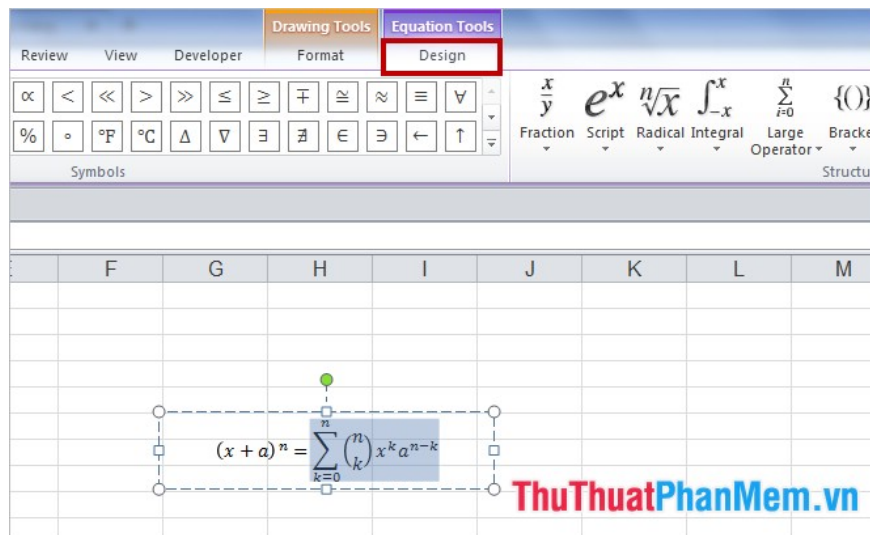
Step 1: On the Excel interface, select the **Insert** tab and select **Equation** in the **Symbol** section to appear the mathematical formula insertion frame.



If not, you can use Excel built-in formulas when you select the small arrow icon next to **Equation** and select mathematical formulas.



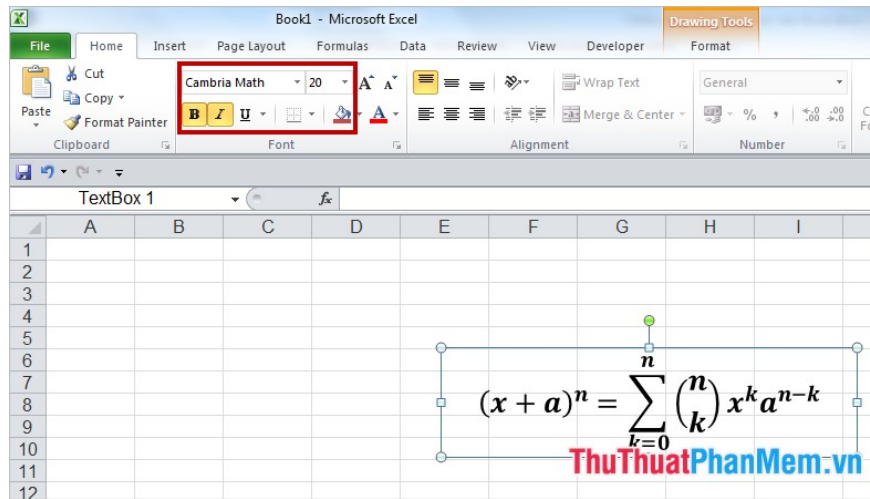
Step 2: When you choose the frame for inserting mathematical formulas, on the Ribbon, the **Design** tab of **Equation Tools** appears . At this card you will be able to insert all mathematical formulas, mathematical symbols as you like.



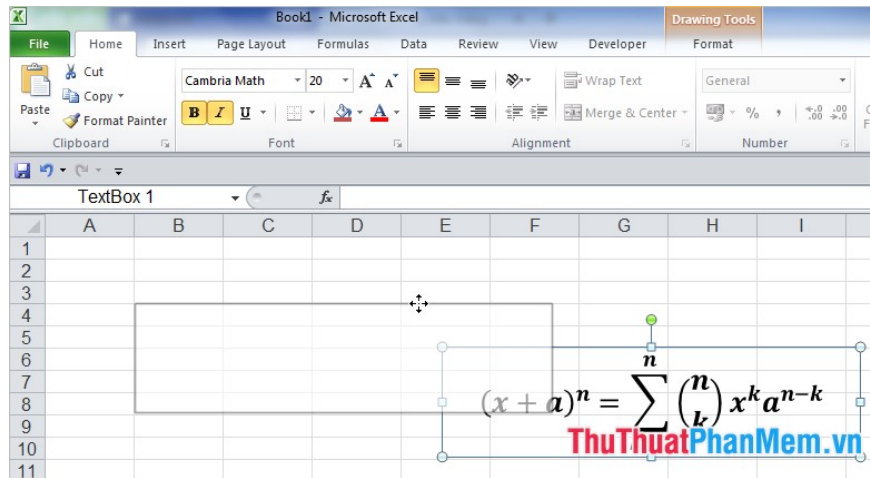
You can combine many mathematical formulas together, no matter how complicated the mathematical formula, you can insert it in the **Design** tab .

Step 3: After you have inserted the mathematical formula, you can customize it to make the formula clearer and easier to see.

You can choose bold font style or large font size in the **Font** section of the **Home** tab .



The formula is inserted as a textbox so it is not in a cell, you can move the formula to the desired position by placing the mouse pointer on the edge of the formula frame. Then you hold and drag to the required position and release the mouse pointer.



Thus, you can insert mathematical formulas, from simple to more complex formulas into Excel spreadsheets without using any additional software. Good luck!

You finished reading the article "**How to insert math formulas in Excel**" edited by the [TipsMake](#) team. We hope this article has provided you with many useful tech tips and tricks. You can search for similar articles on tips and guides. Thank you for reading and for following us regularly.