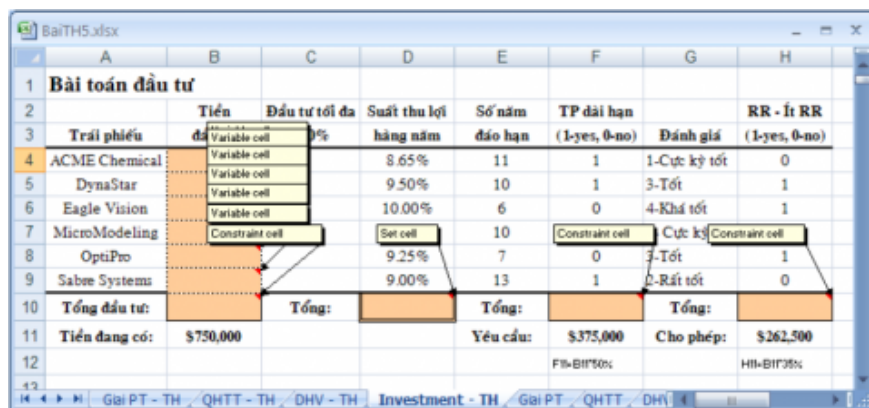


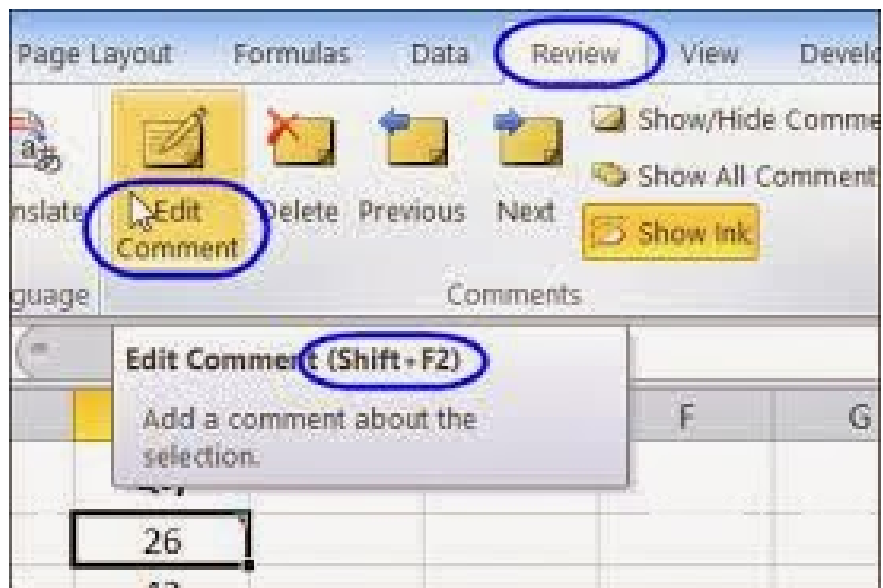
How to insert comments in Excel

To further explain the information for a certain cell on Sheet, users often use the comment function (Comment). When using the Comment function, users easily attach information to the cell which does not show content in this data box.

Hello everyone, today I will guide you one more tip that is how to insert comments (notes, comments) in excel so that you can easily change and customize according to your wishes.



To further explain the information for a certain cell on Sheet, users often use the comment function (Comment).When using the Comment function, users easily attach information to the cell which does not show content in this data box.

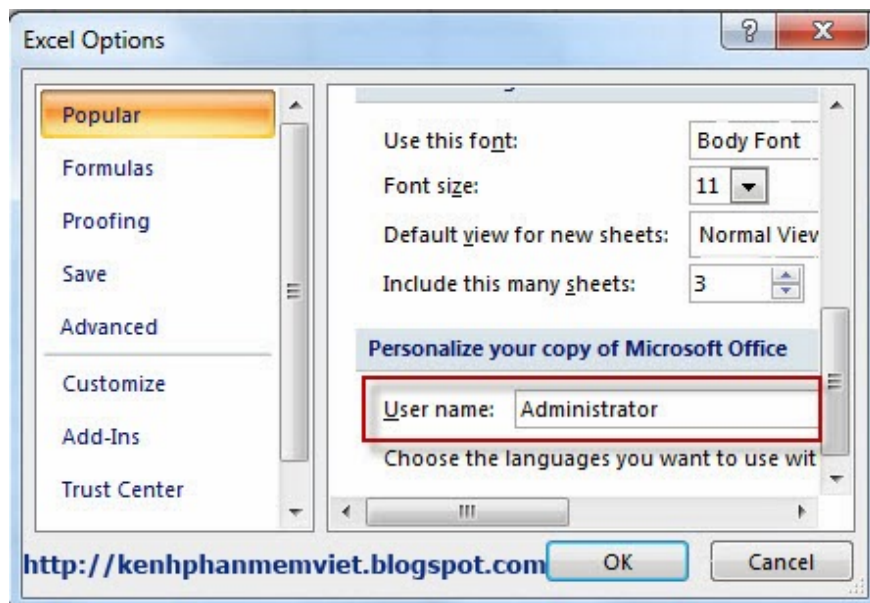


1. Change the username

Every time you create a comment, Excel will insert the user login name by default on the comment box.



- Click the Office Button button
- Choose Excel Options Popular



You finished reading the article "**How to insert comments in Excel**" edited by the [TipsMake](#) team. We hope this article has provided you with many useful tech tips and tricks. You can search for similar articles on tips and guides. Thank you for reading and for following us regularly.