

# How to increase the number of undo in Word, Excel, PowerPoint

Undo manipulation in Word, Excel, and PowerPoint will all have limitations, similar to Undo manipulation in other software. But we can completely increase the number of Undo to process the document.

Undo manipulation in Word, Excel, and PowerPoint will all have limitations, similar to Undo manipulation in other software. Undo will help you return to the previous content, if you make a mistake or not exactly and need to return to the original before. In the case of complex documents and needing to edit a lot, sometimes you will need to perform Undo operations multiple times. By default, Undo in Word or Microsoft's Office toolkit will be limited, but we can completely increase the number of allowed Undo to be more convenient in the document processing. The following article will guide you how to increase the number of Undo in Word.

## Instructions to increase the number of Undo times in Word

### Step 1:

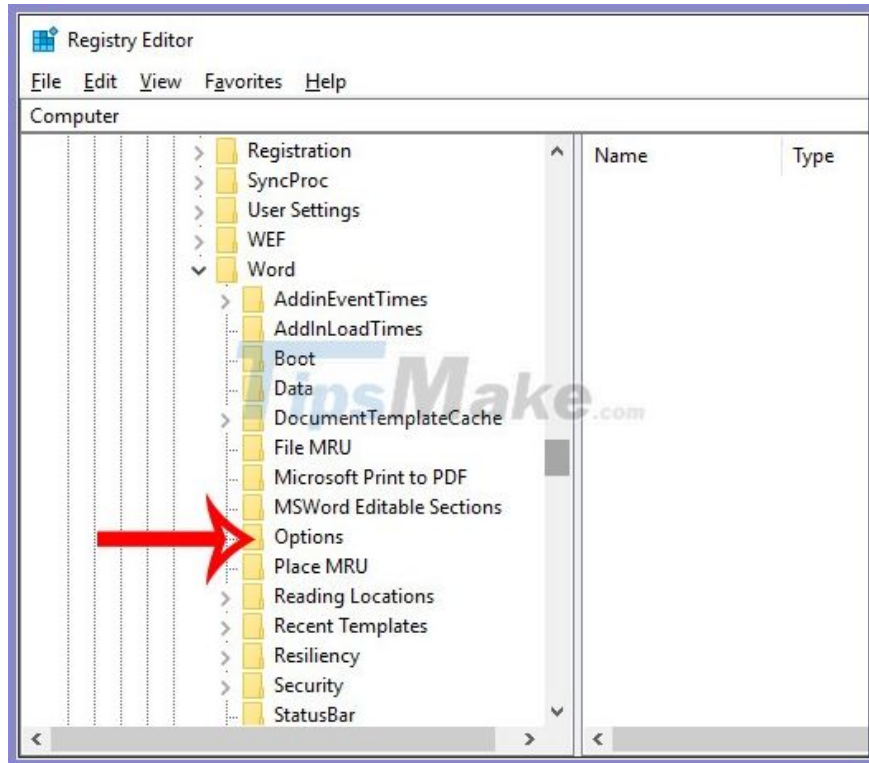
We press the key combination **Windows + R** and then enter the **keyword regedit** , click OK to access.

### Step 2:

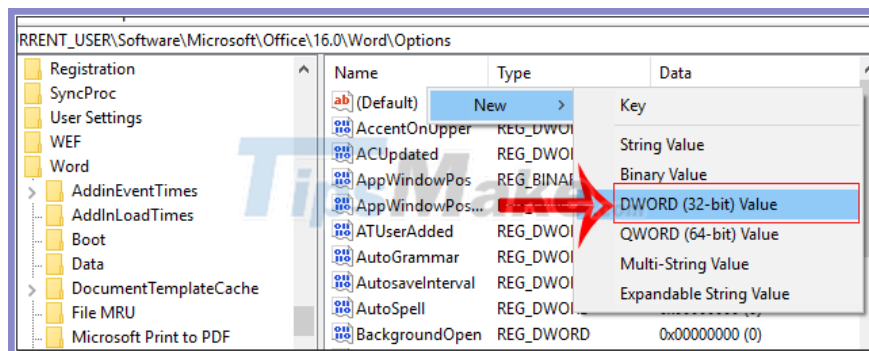
Then display the Registry Editor interface, we access the path

**HKEY\_CURRENT\_USERSoftwareMicrosoftOffice16.0WordOptions**. Note depending on the version you are using that 16.0 may change:

1. Office 2007 5th path is 12.0
2. Office 2010 5th path is 14.0
3. Office 2013 5th path is 15.0
4. Office 2016 5th path is 16.0
5. Office 2019 5th path is 17.0

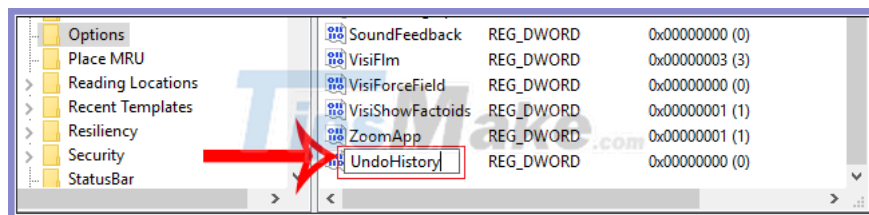


In the next interface, right-click on an empty space, then right-click and choose New, and then select **DWORD value (32bit)** .



**Step 3:**

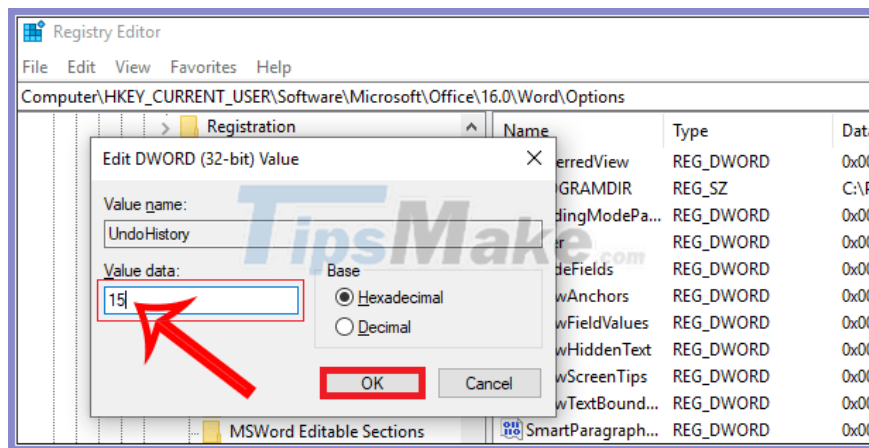
Next, name this new file **UndoHistory** as shown below.



**Step 4:**

At UndoHistory that you just created, **double click** to open and then tick **Hexadecimal** . Next you **enter the number of times you want Undo want to create** . Click OK below to save.

After you finish setting it up, Word, Excel, and PowerPoint will all change the number of Undo times.



Good luck.

You finished reading the article "**How to increase the number of undo in Word, Excel, PowerPoint**" edited by the [TipsMake](#) team. We hope this article has provided you with many useful tech tips and tricks. You can search for similar articles on tips and guides. Thank you for reading and for following us regularly.