

How to increase the image size 4 times not broken

Pic.Hance will increase the image size by 4 times but retain the image quality.

Image when increasing size will often reduce image quality, may be blurred or broken images, look very bad. However, with Pic.Hance, users can increase the image size 4 times, without affecting the quality of the image, without blur. Pic.Hance processes images with artificial intelligence, resulting in retaining the original image. The following article will show you how to use Pic.Hance to enlarge photos on Pic.Hance.

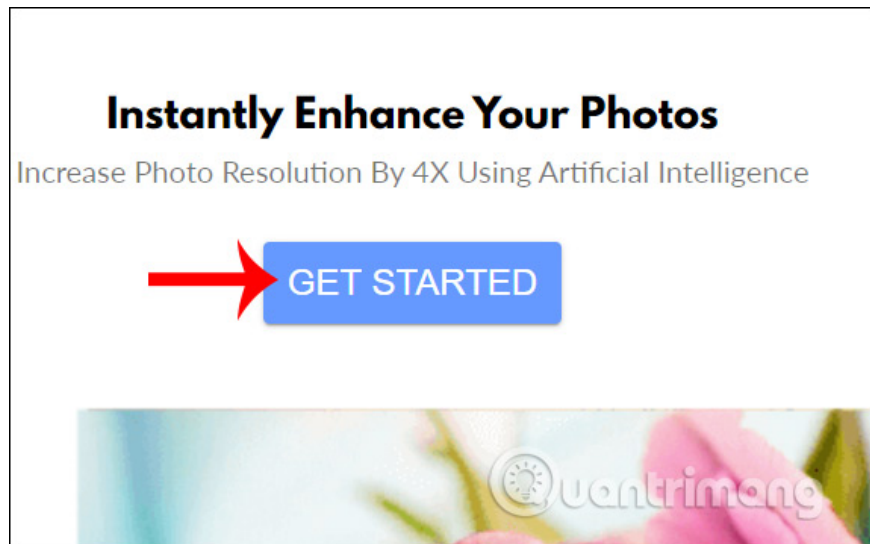
Instructions for using Pic.Hance to enlarge the image

Step 1:

Users visit the Pic.Hance page by following the link below.

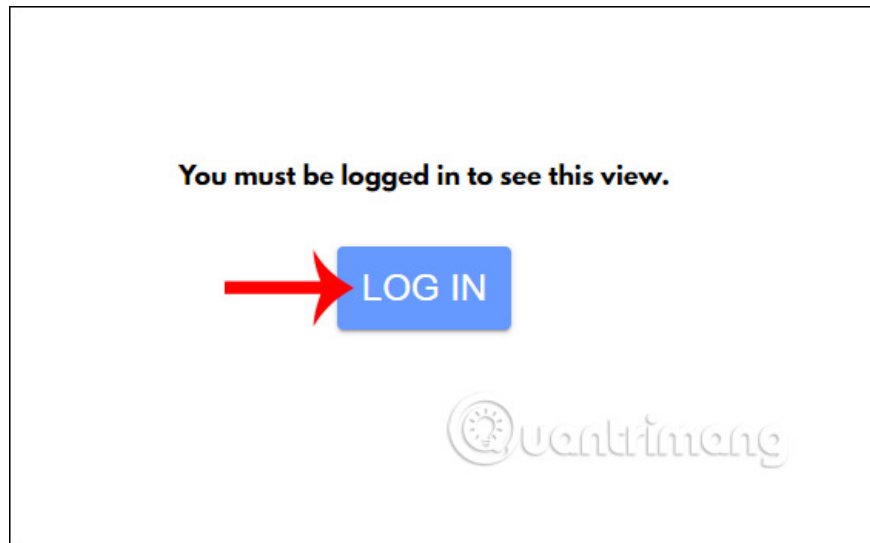
<https://pichance.com/>

At the home page we click **Get Started** to use the tool.

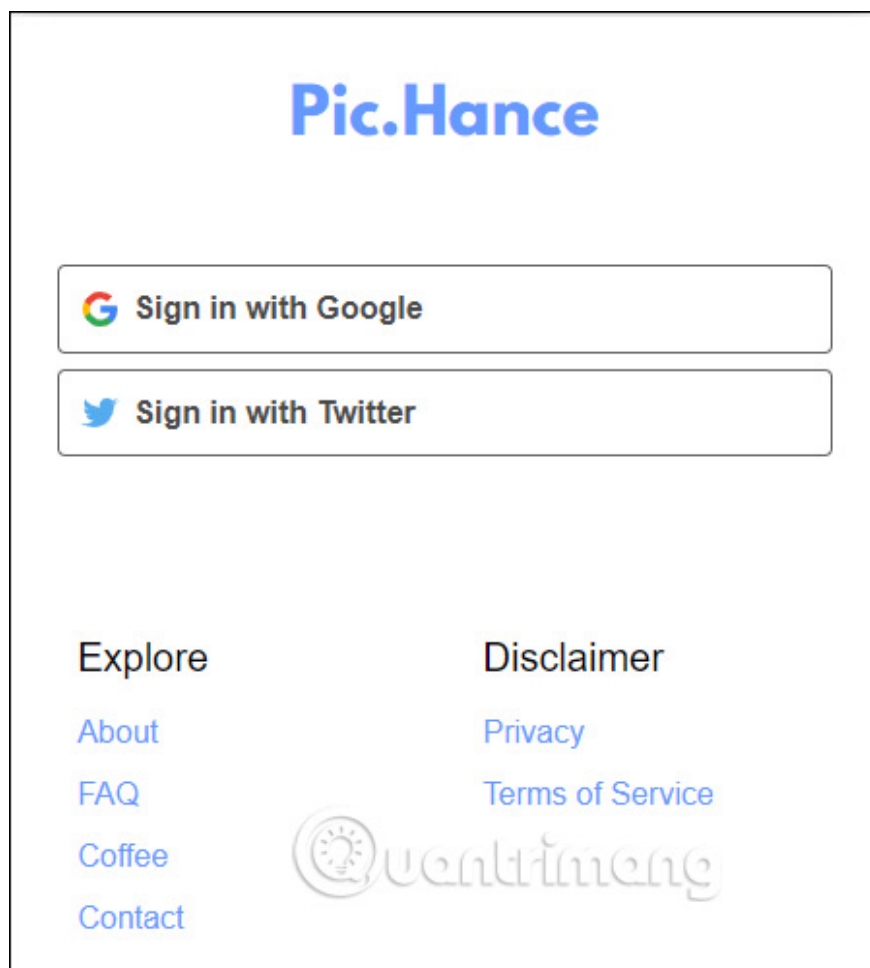


Step 2:

The user then **clicks Login** to login to the account using the website.



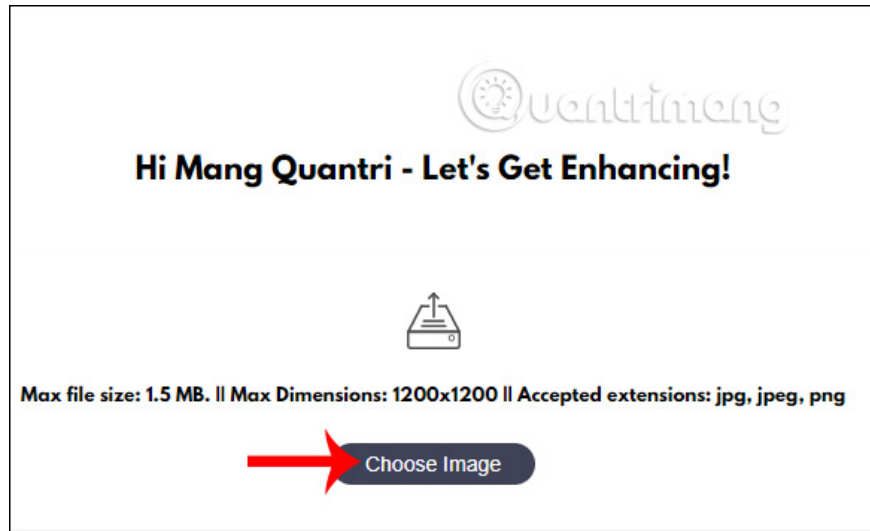
At this point, the user can **choose to access the website** using the Google account or Twitter account.




Once successfully logged in, **click Choose Image** to upload the image to Pic.Hance. Users need to pay attention to the regulations when uploading photos:

1. Maximum image size: 1.5 MB.

- 2. Maximum image size: 1200 × 1200.
- 3. Supported image formats: jpg, jpeg, png.

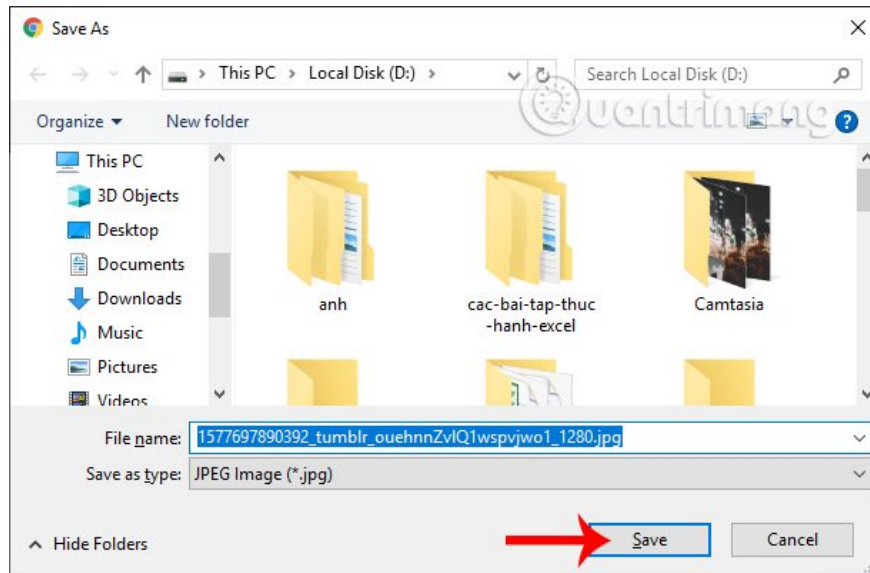


Finally, **click Enhance Image** below to proceed with image enlargement.

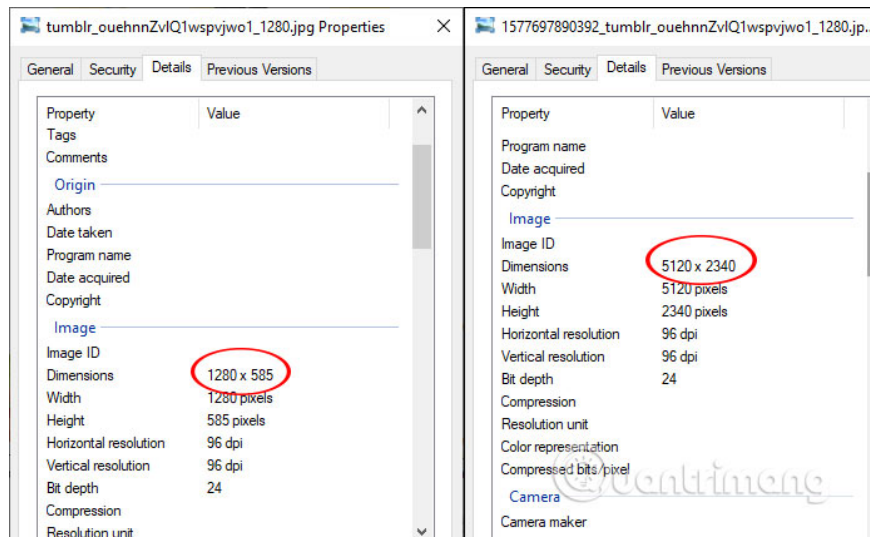


Step 3:

The resulting image is automatically downloaded to your computer for you to click Save.



We can see the image size has been increased by 4 times.



Pic.Hance offers an image resizing tool, enlarges images up to 4 times without compromising image quality. Image quality remains the same as the original, no grain.

See more:

1. These tools enlarge the image without the picture breaking
2. 4 ways to enlarge a photo in Photoshop
3. Some online resize services
4. How to enlarge photos unlimited on iPhone, without jailbreak or application

I wish you successful implementation!

You finished reading the article "**How to increase the image size 4 times not broken**" edited by the [TipsMake](#) team. We hope this article has provided you with many useful tech tips and tricks. You can search for similar articles on tips and guides. Thank you for reading and for following us regularly.

