

# How to Improve Spotify 10x With This Simple Mod

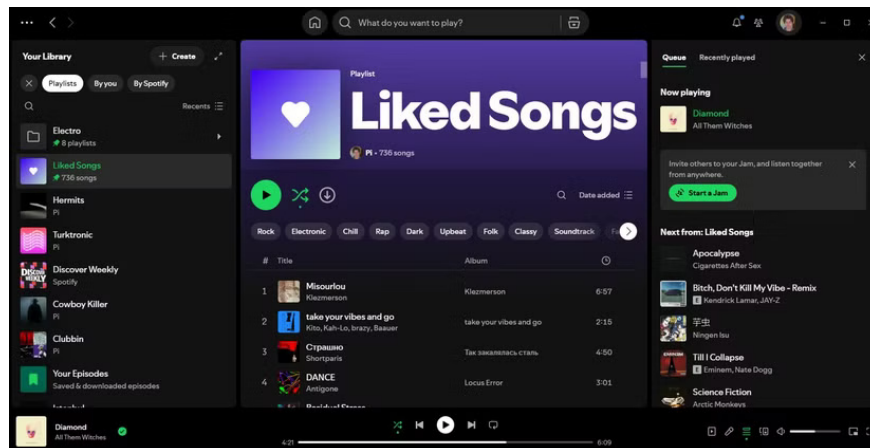
People listen to music all the time. Many people spend a lot of time behind a computer, so Spotify is almost always running. So if there's a way to improve Spotify, they're going to do it.

People listen to music all the time. Many people spend a lot of time behind a computer, so Spotify is almost always running. So if there's a way to improve Spotify, they're going to do it.

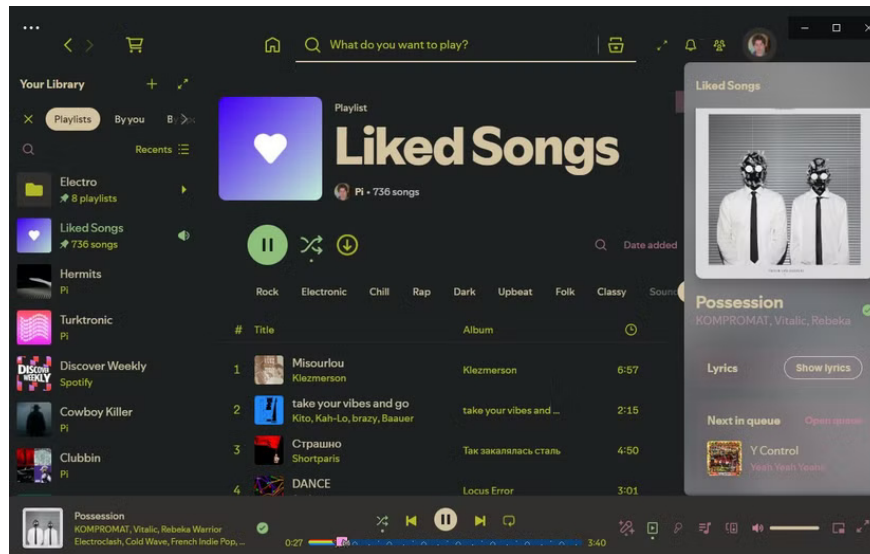
## What is Spicetify? Why should you care?

The Spotify Windows app is essentially just a web player wrapped in Electron. This means that if you can edit a website, you can edit Spotify. Spicetify connects to this by allowing you to override CSS and inject JS. This unlocks themes, extensions, snippets, and full apps.

The native Spotify on Windows is almost identical to the mobile app. That's fine on phones where battery and performance are important, but on the desktop it feels too simple and limited.



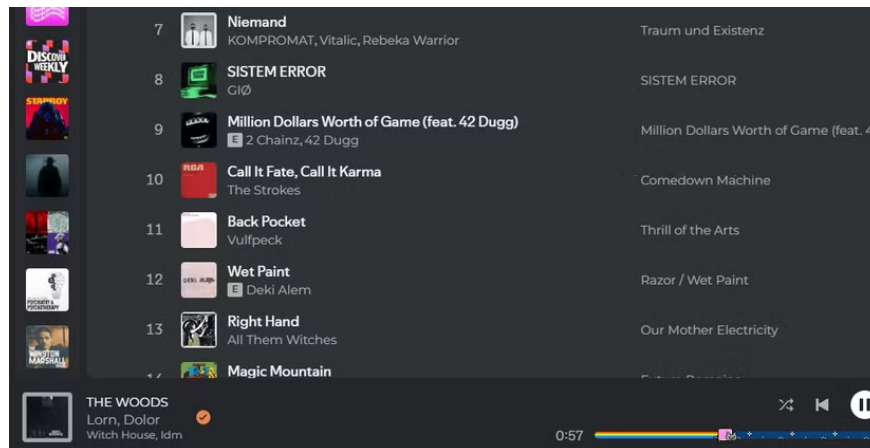
With Spicetify, you're no longer stuck with that boring interface. The best way to understand its impact is to see it for yourself. Check out the humble setup by Spicetify's standards below.



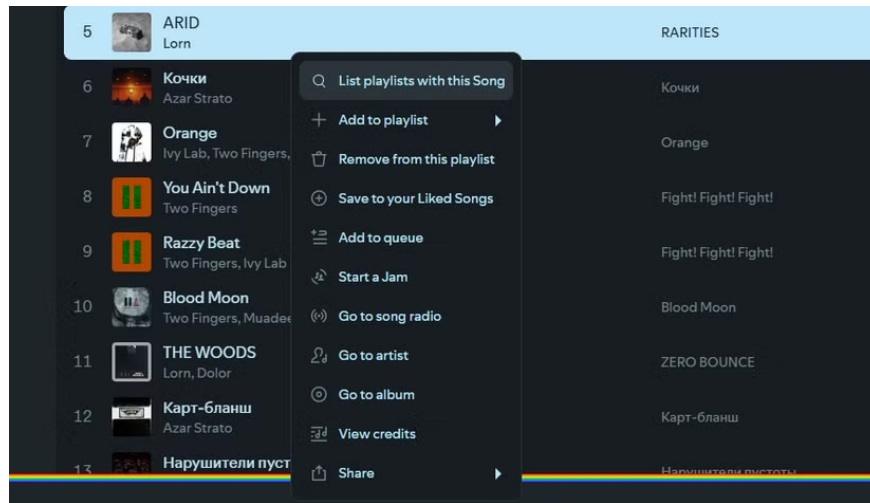
Whether you like these customizations or not is subjective, but the ability to personalize Spotify exactly how you want is a great thing.

## What does Spicetify offer?

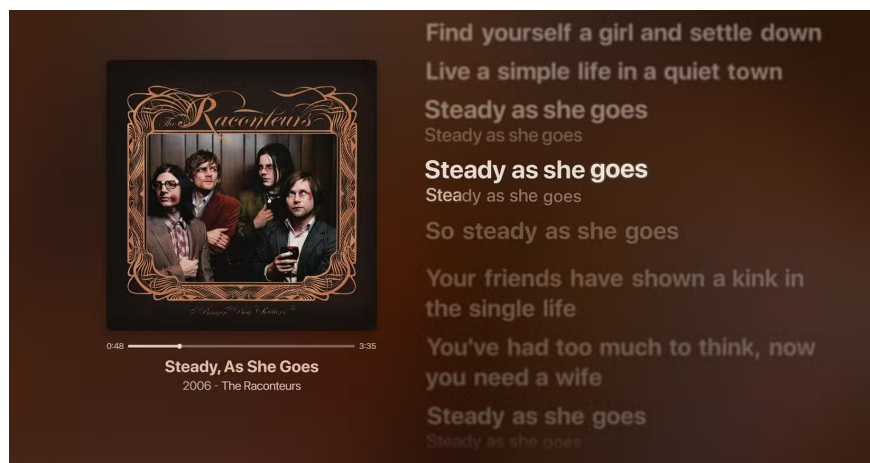
Spicetify doesn't just stop at aesthetics—it adds powerful new features, too. One of our favorites is the Better Spotify Genres extension . It adds a little genre tag underneath each song, solving one of the biggest pain points: figuring out what genre a particular track is.



Typically, searching for a song's genre on Google only gives you the artist's main genre, which can be misleading if, say, an electronic artist releases a metal track. Spicetify accurately tags each individual song and even provides quick access to playlists based on that genre.



Another great extension that helps you find playlists containing a specific song from your library. It's great for quickly cleaning up your playlists without having to search forever.



Back to aesthetics, another essential extension is Beautiful Lyrics . Spotify's built-in lyrics feature is decent but limited, especially on desktop. Beautiful Lyrics offers dynamic, perfectly synchronized lyrics that put Spotify on par with Apple Music's polished interface. It even offers a gorgeous full-screen mode—perfect if you use multiple monitors and want to keep the lyrics open on a secondary display.

## Installing Spicetify is easier than you think

The installation process is very simple. You have to run a command, but this is extremely simple. It's just a simple command line and you don't need admin rights.

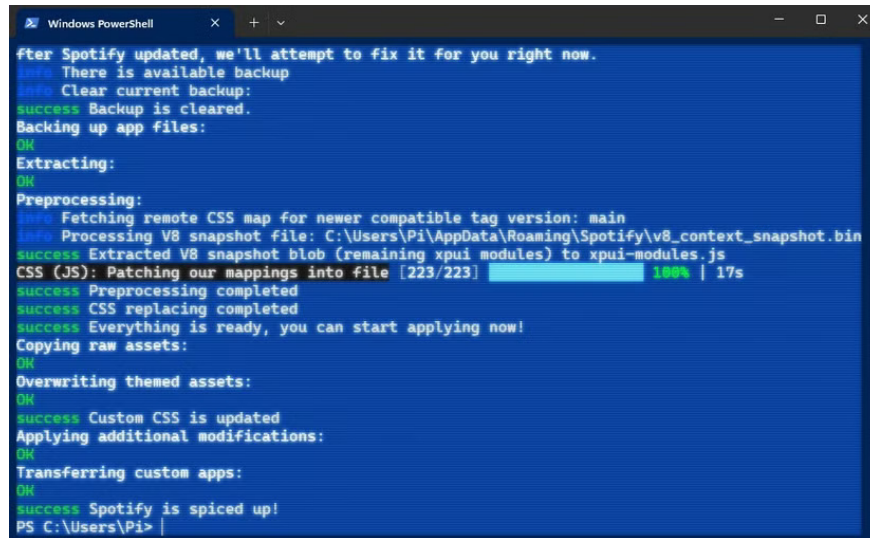
**Note :** We recommend installing the standard Spotify desktop app (with EXE installer), not the Microsoft Store version, for the best experience.

Open PowerShell . Right-click **Start > Terminal** (non-admin). Spicetify intentionally refuses to run as admin, so you don't accidentally mess up your system. Then, type this command and press **Enter** :

```
winget install Spicetify.Spicetify
```

That's right. Previously, installing mods like this required a third-party command-line package manager, but thanks to Winget, it's become incredibly user-friendly. Next, set up Spicetify with this command:

```
spicetify update && spicetify apply
```



```
Windows PowerShell
After Spotify updated, we'll attempt to fix it for you right now.
Info: There is available backup
Info: Clear current backup:
success: Backup is cleared.
Backing up app files:
OK
Extracting:
OK
Preprocessing:
Info: Fetching remote CSS map for newer compatible tag version: main
Info: Processing V8 snapshot file: C:\Users\Pi\AppData\Roaming\Spotify\v8_context_snapshot.bin
success: Extracted V8 snapshot blob (remaining xpui modules) to xpui-modules.js
CSS (JS): Patching our mappings into file [223/223] ██████████ 100% | 17s
success: Preprocessing completed
success: CSS replacing completed
success: Everything is ready, you can start applying now!
Copying raw assets:
OK
Overwriting themed assets:
OK
success: Custom CSS is updated
Applying additional modifications:
OK
Transferring custom apps:
OK
success: Spotify is spiced up!
PS C:\Users\Pi>
```

If Spotify is already running, it will restart automatically. If it doesn't, just restart Spotify yourself.

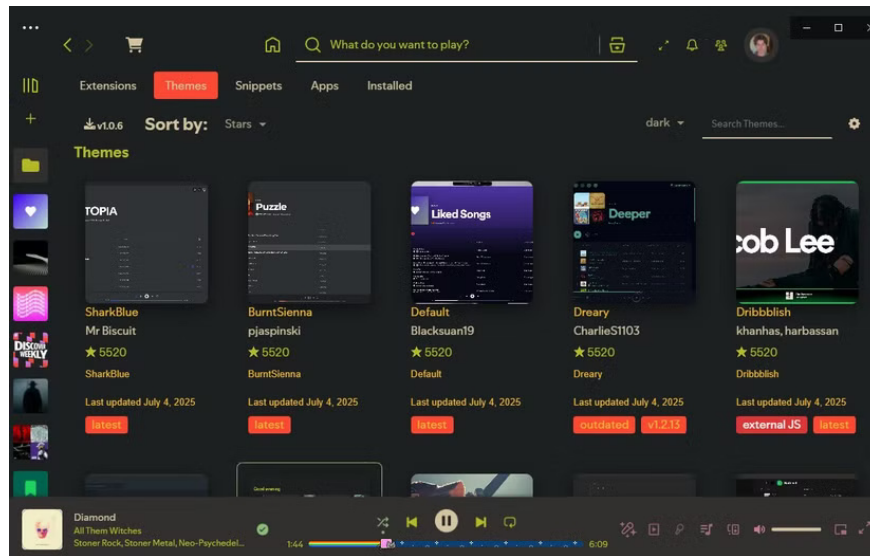
**Note** : Spicetify also supports Linux and macOS - see Spicetify's official documentation for setup instructions on these platforms.

## Customize Spotify your way

Click on the small app store icon in the top left corner and enjoy customizing to your liking. You will see different categories to explore:

<b>Snippets</b>	Some minor CSS tweaks to improve visuals, such as rounding the album art.
<b>Extensions</b>	Add functionality with CSS and JavaScript.
<b>Apps</b>	Many significant plugins are installed from GitHub (again, no admin rights required).
<b>Themes</b>	Change the look of Spotify - you can even create your own.

Enabling these customizations is simple. Click to install your chosen add-ons directly from the Spicetify app store or manually add files downloaded from GitHub to your Spicetify folder.



Spicetify itself is just a tool for Spotify's web UI — there are no vulnerabilities or account risks. However, third-party extensions and apps can cause security or stability issues. Use the official Spicetify app store or check the GitHub repositories carefully. If you want to revert to the original version, run the following command:

```
spicetify restore
```

After using Spicetify, many people say they'll never go back to the original Spotify. Sure, on mobile, Spotify's minimalist interface saves resources, but on PC, there's no reason to settle for a less-than-ideal interface.

Spicetify has been a part of many people's setups for a long time, but surprisingly few people know about it. Maybe the fact that it's a single line of code to run or the lack of an official app store listing puts some people off, but this simple tweak is worth every second of setup.

You finished reading the article "**How to Improve Spotify 10x With This Simple Mod**" edited by the [TipsMake](#) team. We hope this article has provided you with many useful tech tips and tricks. You can search for similar articles on tips and guides. Thank you for reading and for following us regularly.