

How to Identify Samsung Phone Model

Phone model (model or model) is an important parameter that users need to know! Assuming you want to buy a replacement battery, fix a specific problem, or simply find out what year the phone was made, determine the phone model first. Luckily, you can identify your Samsung phone model in two simple ways, with just the model number. Today's TipsMake will guide you on how to identify the model name of your Samsung phone.

Find the model number on the back of your phone



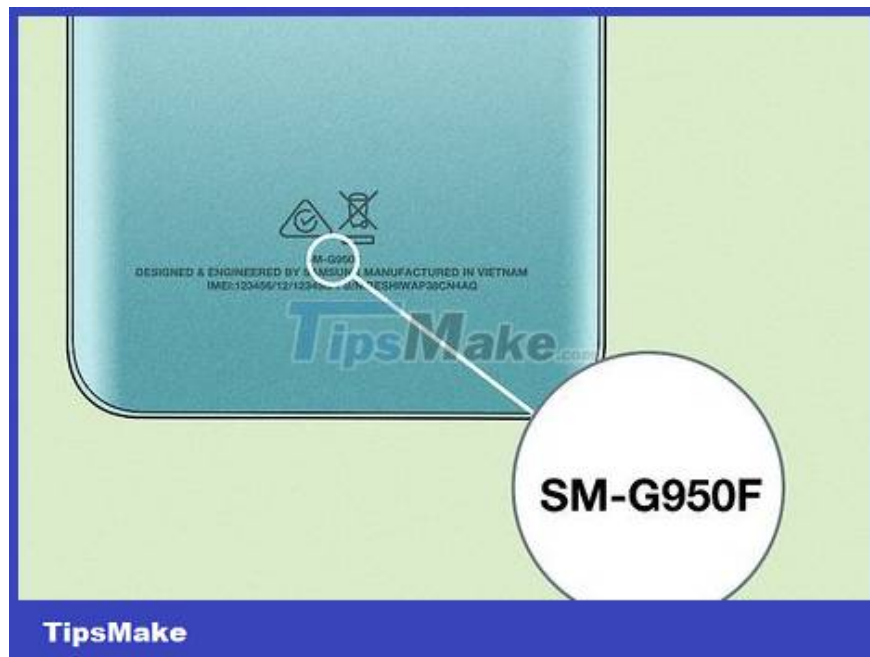
Remove the phone case. With this method, you will need to see the back of the phone, so remove the case (if you have one).



Look for the model number located on the back of the phone. For Samsung phones with built-in batteries, the model number is in small letters and is located at the bottom of the back of the phone.

If you are using an older Samsung phone with a removable battery, remove the battery and look in the battery compartment for the model number.

The model number will start with 'SM'.

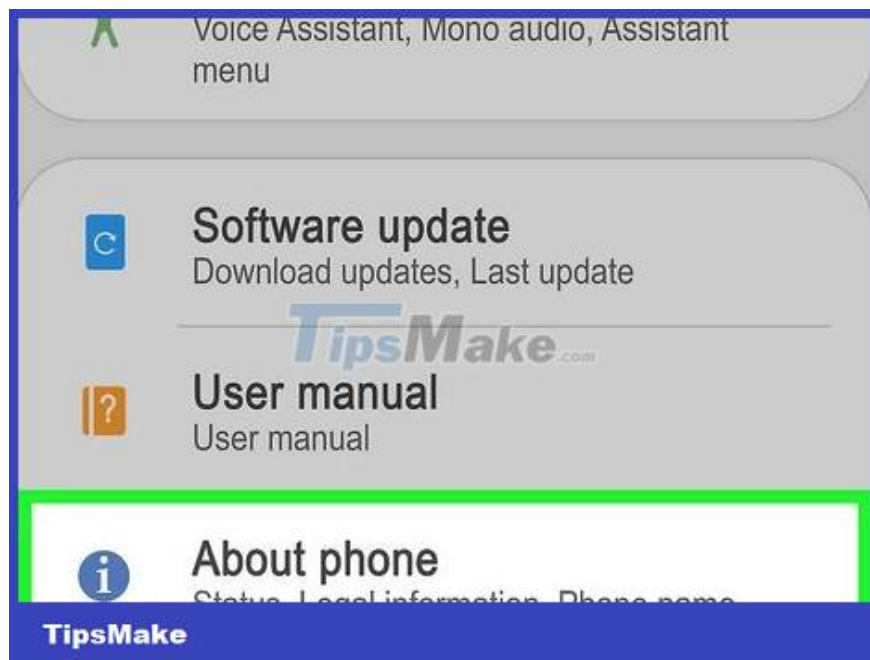


Search with keyword Samsung (model number). On the feedback page of the search engine you use, one of the first results will be the manual for this phone from Samsung. The model name will be listed in the title.

Find the model number in Settings



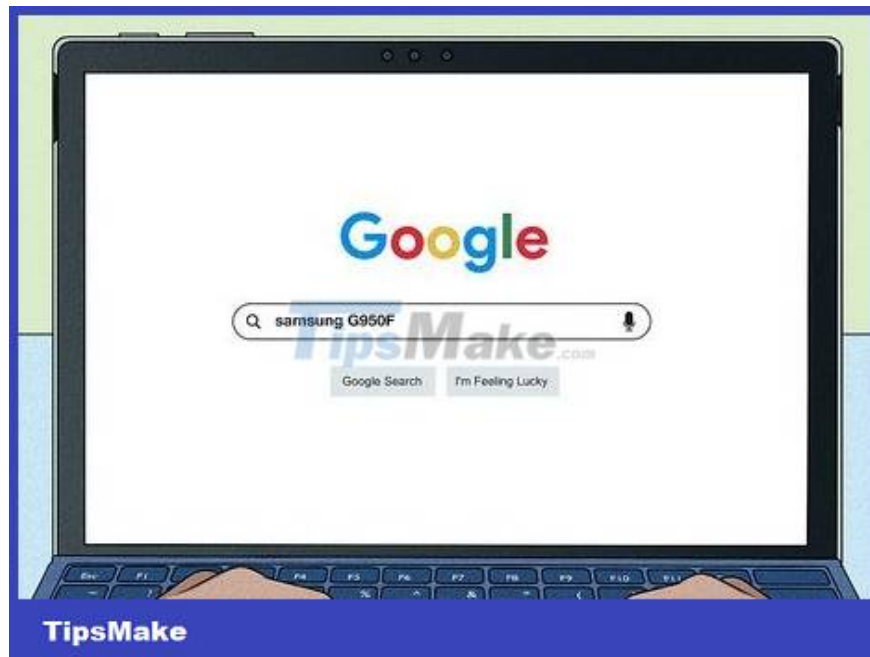
Open the Settings section. The Settings app has a white gear icon on a gray or blue background.



Tap About Phone . This page includes various information about your phone such as the serial number, software, battery information and most importantly the model number, which is the data you need to identify the phone model.



Look for the 'Model Number' section. The model number will be immediately to the right of this section and begin with the two letters 'SM'.



Search with keyword Samsung (model number). The user guide for this Samsung phone will appear on the results page, with the model name listed in the title.

You finished reading the article "**How to Identify Samsung Phone Model**" edited by the [TipsMake](#) team. We hope this article has provided you with many useful tech tips and tricks. You can search for similar articles on tips and guides. Thank you for reading and for following us regularly.