

How to identify counterfeit money, real money from the State Bank you should know to not be fooled

To check, distinguish, identify counterfeit money with par value from 50,000 VND, 100,000 VND, 200,000 VND and 500,000 VND with the naked eye, by hand, people need to pay attention to the security signs directed by the State Bank. lead below.

The State Bank of Vietnam has given specific guidelines to help people check, distinguish, identify counterfeit money with denominations of VND 50,000, VND 100,000, VND 200,000 and VND 500,000 with the naked eye, by hand. . Below is a specific identification sign, along with detailed descriptive images, invite readers to follow.

1. Distinguish real and fake goods when buying 'apple flaws'
2. 4 ways to distinguish genuine Louis Vuitton bags and Fake goods

The State Bank also noted that people should check at least 3-4 security factors to determine whether the money is real or fake.


1. Distinguish real and fake money by screening money in front of a light source to check the sunken silhouette.

Imprinted image: appears above the face value, next to the serial number.




Insurance line: located next to a large window, with the number of denominations and the word "SBV".

1. Par value 50,000 VND, interrupted insurance wire, recording the number of 50,000.
2. At VND 10,000, the insurance wire will write VND 10,000.



Positioning image: appears on a true 500,000 sheet with two matching joints, the white slots are equal.



Real money : These elements will be clearly seen from two sides, fine lines and white light.

Counterfeit money : The above signs are not clear or there are deviations in writing denominations.

2. Get to know fake money by hand.

On the front of the note all denominations, signs of convex appear at the position of President Ho Chi Minh, denomination in words and numbers, national emblem, inscription 'SOCIAL REPUBLIC OF VIETNAM MALE'.

On the back of the par value of VND 100,000 or more, the sign of convex appearance appears at the words 'VIETNAMESE BANK', denominated in words and by numbers and landscapes.

People can flick the front, back of the money sheet to check the embossed and concave elements.



The position of technical examination is convex, concave on the front of the polymer money sheet.

Counterfeit money : When stroking our hands gently, we will feel slippery, not rough, rough or feel like ripples due to the stamping on the paper, due to the buoyancy of the print as in real money.

3. Recognize counterfeit money by checking color changing ink when tilting the banknote.

Real money : When the slant tilted the banknote, the image of OVI will change the color of the ink.

1. For VND 500,000: OVI changes from yellow to green.
2. For money VND 200,000: OVI changes from yellow to dark green.
3. For money 100,000 VND: OVI changes from red yellow to dark green.



Security cord (IRIODIN) appears on all polymer charges. IRIODIN is a yellow strip that runs along the banknote, when it leans the banknotes sparkling.

YẾU TỐ IRIODIN



In addition, when placing a note at eye level, the hidden image will appear.

1. At the face value of 200,000 VND, 10,000 VND, floating picture is 'VN'.
2. At denominations of VND 50,000 and VND 20,000, floating images are the words "NH".

Counterfeit money : On the counterfeit bank, OVI, IRIODIN or not can appear. But when the OVI tilt does not change color or change color is not the same as the color in real money, IRIODIN does not have iridescence but only yellow.

4. Check for counterfeit money hidden in transparent windows.

Real money : Large windows (transparent plastic on the right side of the front of the bill) will emboss the face value in a very sophisticated ellipse.



VND 500,000



200,000 VND



100,000 VND



VND 50,000




20,000 VND




10,000 VND


A small window (transparent plastic background on the top left of the front of the bill) will contain hidden images. This hidden image can only be seen when looking at the red light source (incandescent light, flame .).



VND 500,000



200,000 VND



100,000 VND



VND 50,000

Counterfeit money: On counterfeit money, there is no image appearing in a small window, embossed face value on a large, sophisticated window.

5. How to check real money and counterfeit money with magnifying glass and ultraviolet lamp.

Real money : When observing under a magnifying glass, ultraviolet lights some security details will appear as:


1. Micro words 'SBV' or 'VN' or numbers with repetitive denominations.



1. The face value index is printed in colorless ink.



1. The horizontal series of black luminescent colors is blue and the number of vertical red luminescent orange yellow.



Counterfeit money : These security details may appear on counterfeit money but they are not sharp, hard to read, or are not designed in the same way as real money.

In addition, according to the State Bank, it is easy to recognize real money, counterfeit money in fact that is the quality of the banknote. Real money has good elasticity, can return to its original shape after being crushed in the hand. The material is tough, durable and resistant to good external forces. Meanwhile, counterfeit money is easy to be torn, stretched, torn when pulling, easy to peel ink, can tear lightly at the edge of the bill.

You finished reading the article "**How to identify counterfeit money, real money from the State Bank you should know to not be fooled**" edited by the [TipsMake](#) team. We hope this article has provided you with many useful tech tips and tricks. You can search for similar articles on tips and guides. Thank you for reading and for following us regularly.