

How to hide the system tray on Windows 10?

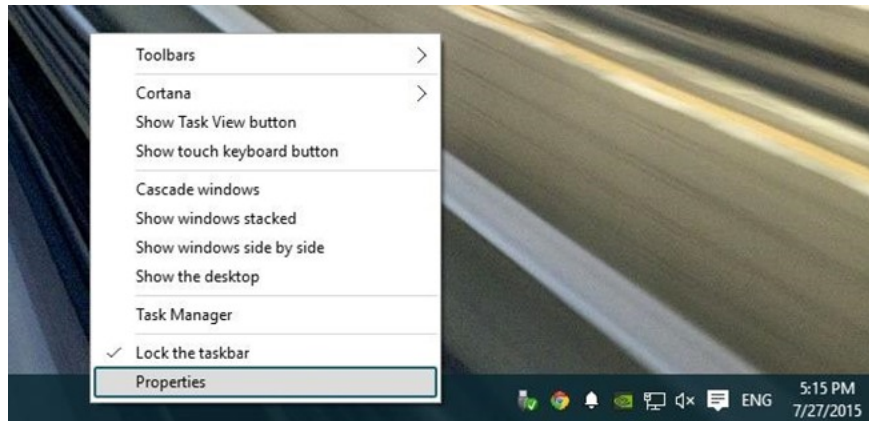
If the system tray (system tray) on your Windows 10 computer has some icons of important programs on your computer, and you want to hide these icons but you're worried about not knowing how to do it Please refer to the steps in the following article of Network Administrator.

If the system tray (system tray) on your Windows 10 computer has some icons of important programs on your computer ., and you want to hide these icons but you're worried about not knowing how to do it Please refer to the steps in the following article of Network Administrator.

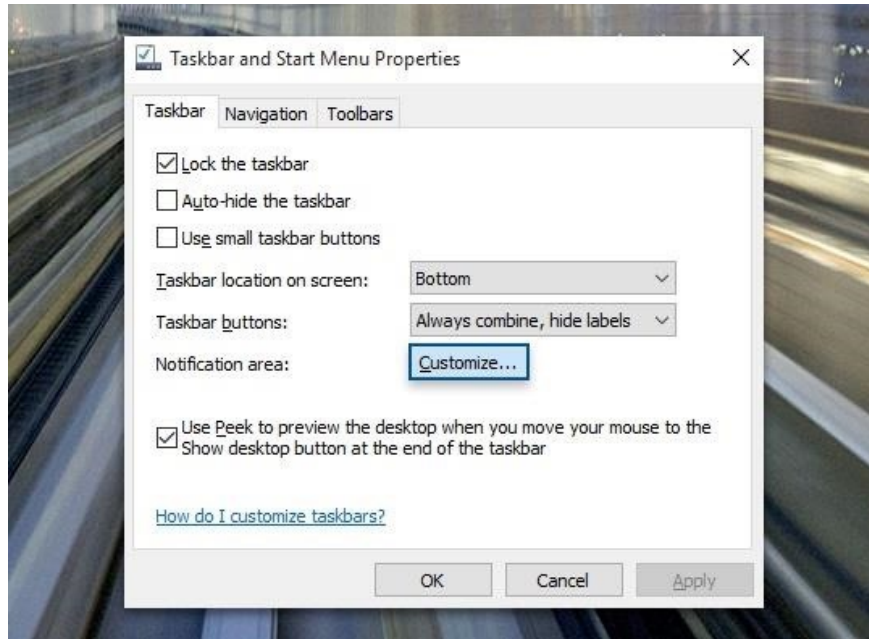
Step 1: Access the system tray settings menu

On Windows 10, Customize (customized) option has been removed from the system tray.

So to access this option, right-click any of the spaces at the bottom of the Taskbar, then select **Properties** .

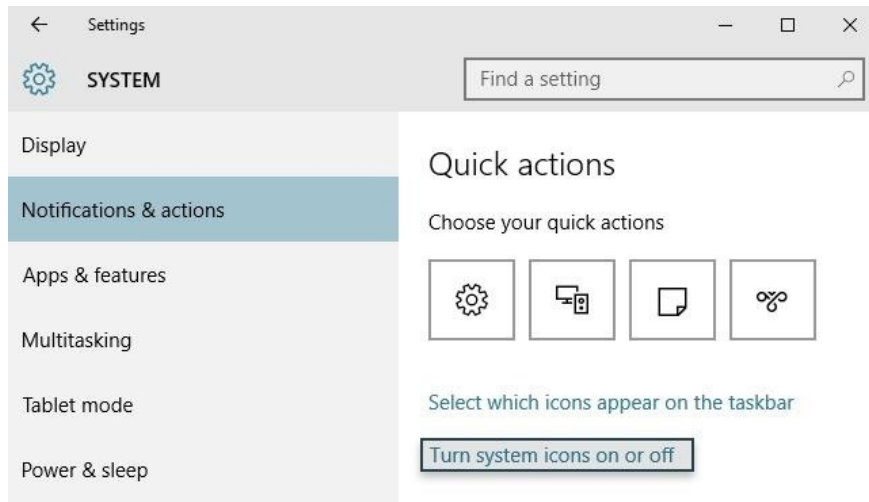


At this time, a popup window will appear, in this window, click **Customize** next to the Notification Area option to open the system tray custom menu.

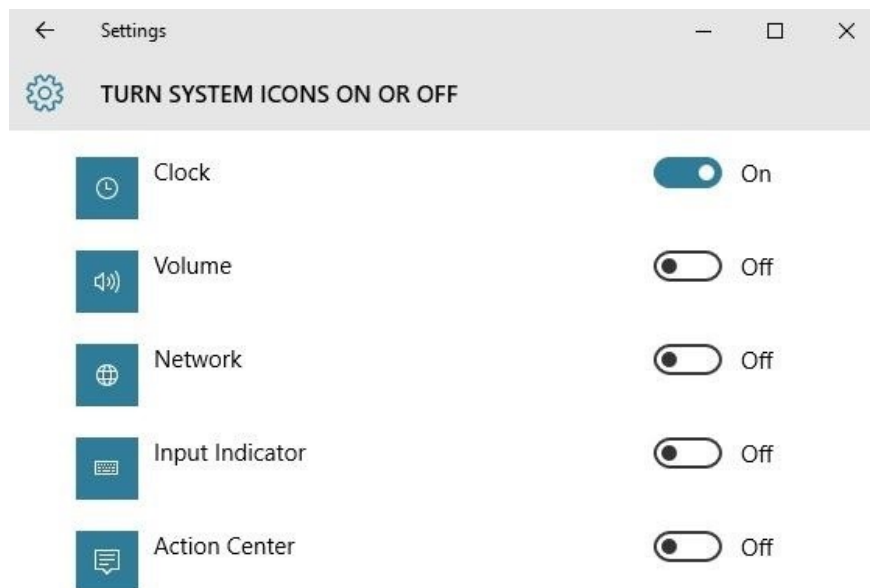


Step 2: Disable the icon in the system tray

In the system tray custom menu, click **Turn system icons on or off** to turn **off** the system icon on the system tray.



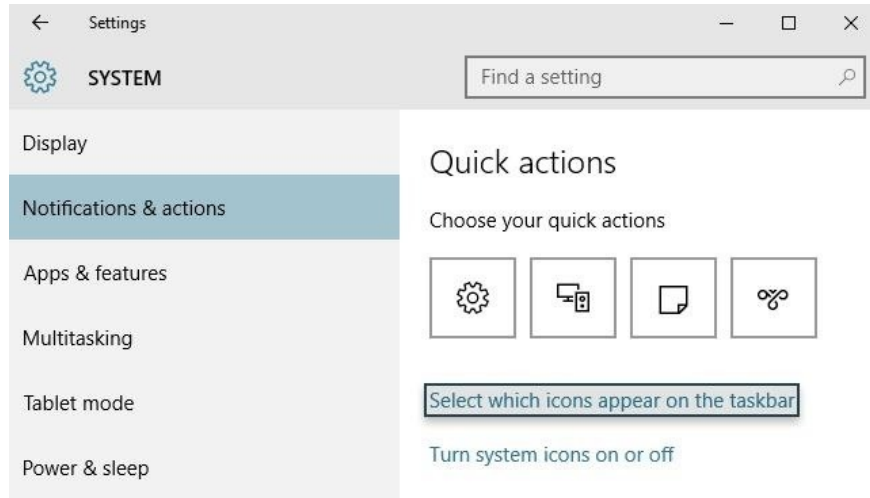
Here you can switch the status of applications from **ON** to **OFF** to turn off the icon of applications in the system tray.



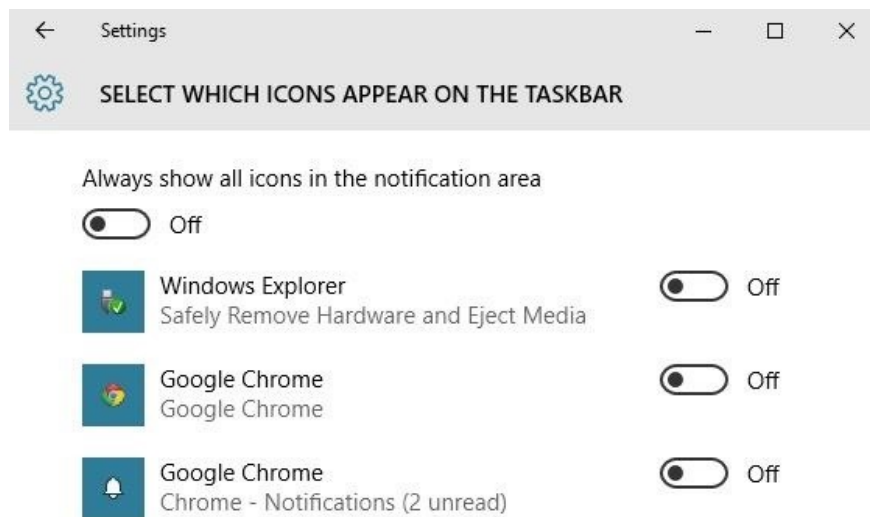
Step 3: Hide the icon of installed user applications

After disabling the system tray icons, click the arrow in the top left corner of the window to return to the main menu of the System tray settings menu.

Next, click **Select which icons appear on the taskbar** to hide any application icons that you have installed.



At Select Menu which icons appear on the taskbar, remember to select the option status **Always show icons in the notification area** to **OFF**.



Next scroll down the list and switch the status of the applications you set from **ON** to **OFF** to turn off the icon of applications in the system tray.

Once you're done, you can see the icons you've hidden no longer appear in the system tray.



Refer to some of the following articles:

1. **10 great apps running on the system tray**
2. **Fix the error of the system tray icon on Windows 7**
3. **Retrieve the Windows Live Messenger icon on the Windows 7 system tray**

Good luck!

You finished reading the article "**How to hide the system tray on Windows 10?**" edited by the [TipsMake](#) team. We hope this article has provided you with many useful tech tips and tricks. You can search for similar articles on tips and guides. Thank you for reading and for following us regularly.