

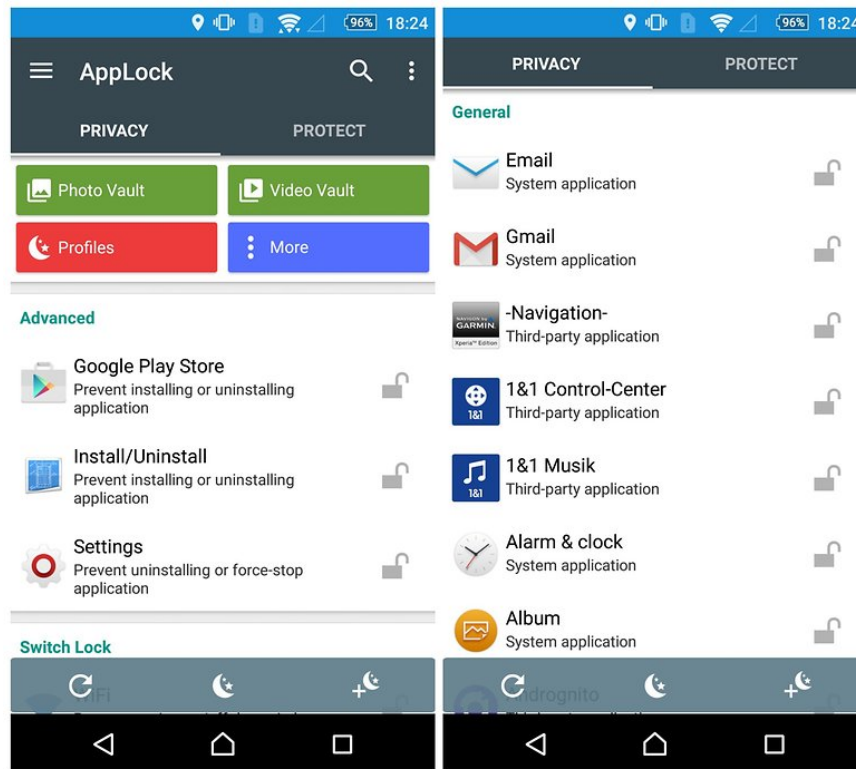
How to hide important data files and applications in Android devices

Cloud computing services are fairly secure and anyone cannot access the data without the owner's permission. However, the files are stored in the local storage system, anyone can access and use. And that is why you need to protect confidential data to avoid prying eyes.

Since smartphones become a popular and necessary device, many users have used it to store important files and documents in it. Phones and tablets running Android have many cloud applications, so users will have a large storage space besides the local storage capacity of the device.

Cloud computing services are fairly secure and anyone cannot access the data without the owner's permission. However, the files are stored in the local storage system, anyone can access and use. And that is why you need to protect confidential data to avoid prying eyes.

1. Applock



AppLock is an application that allows you to set a password or unlock patterns for a specific application or location on your Android phone.

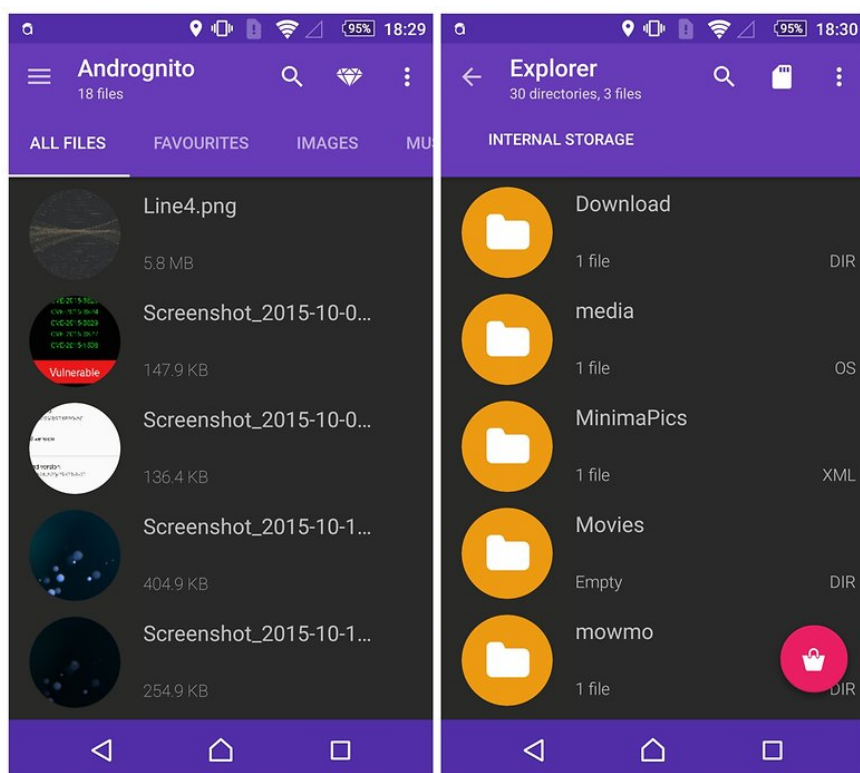
On the AppLock main menu you will see a list of all applications on the Android device that you can choose to set a password to protect the application.

With AppLock you can easily set up and use. In addition, the application has many other options that you can use to customize, such as the ability to lock specific phone features, accept calls or access settings.

Some of the higher features are integrated on the paid versions.

Download Applock to your device and install it here.

2. Andrognito



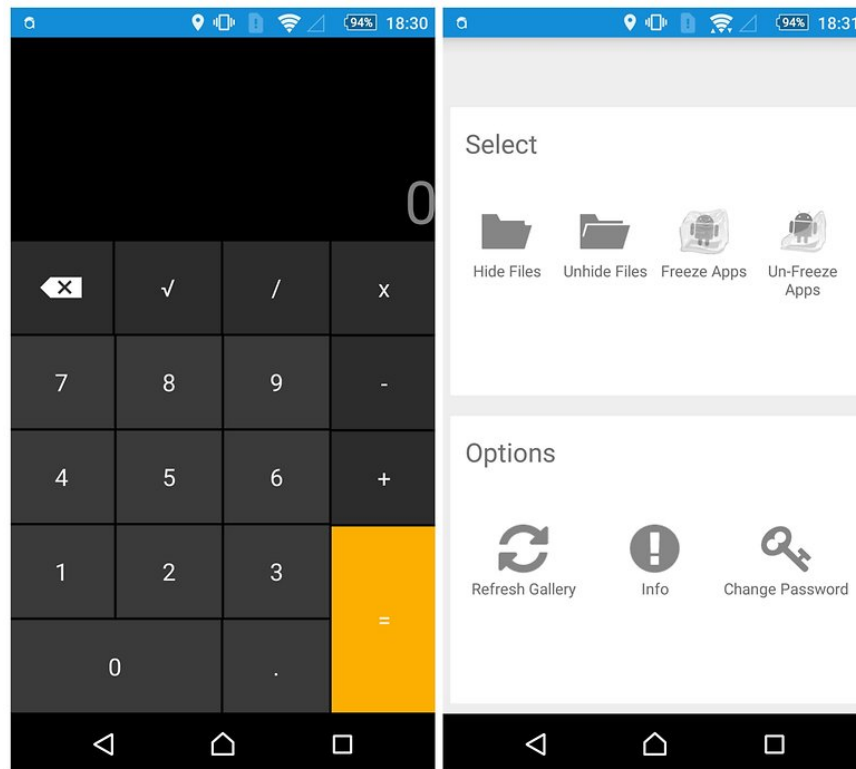
Andrognito is not only a useful application but the application interface is also quite eye-catching. Just like Applock, you can use Andrognito to set up password to protect content on your Android device.

Andrognito is secured by a 4-digit PIN code, the files are protected with 3 encryption layers.

You can use the application to hide images, documents, videos, applications and some other options; The data hidden by Andrognito will never show up in the list of recent applications.

Download Andrognito to your device and install it here.

3. Smart Hide Calculator



If apps like AppLock and Andrognito use to encrypt or hide data, the Smart Hide Calculator application has a higher level of security.

The first time you open the application, you will be asked to enter a number on the computer screen (calculator), then this number will work like your password.

To access this data, all you need to do is enter that number and press the equal sign (=).

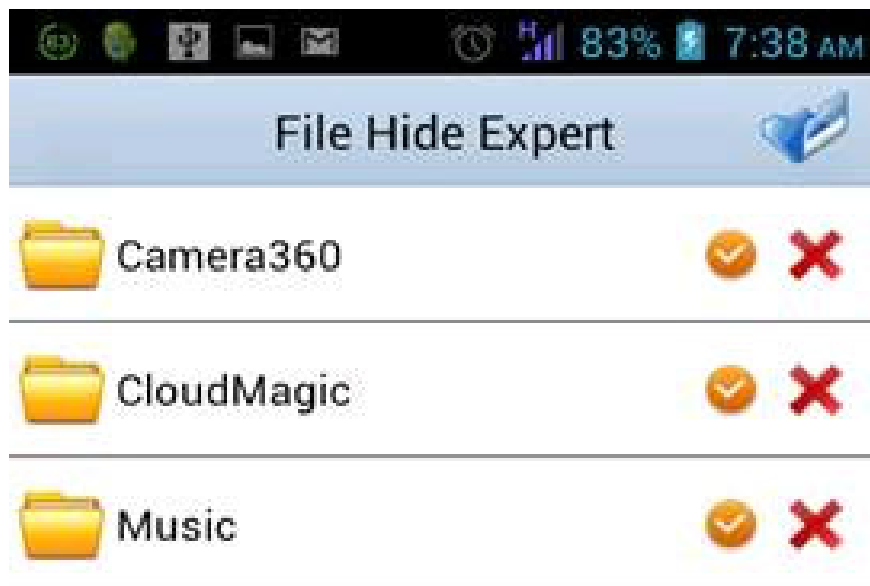
Basically, this is the same way you enter a password. Technically, hackers can guess your PIN, so Smart Hide Calculator does not limit the number of times you can perform it.

You can lock all types of data formats on your Android device. However, you must have root access to get the highest permissions when using this application.

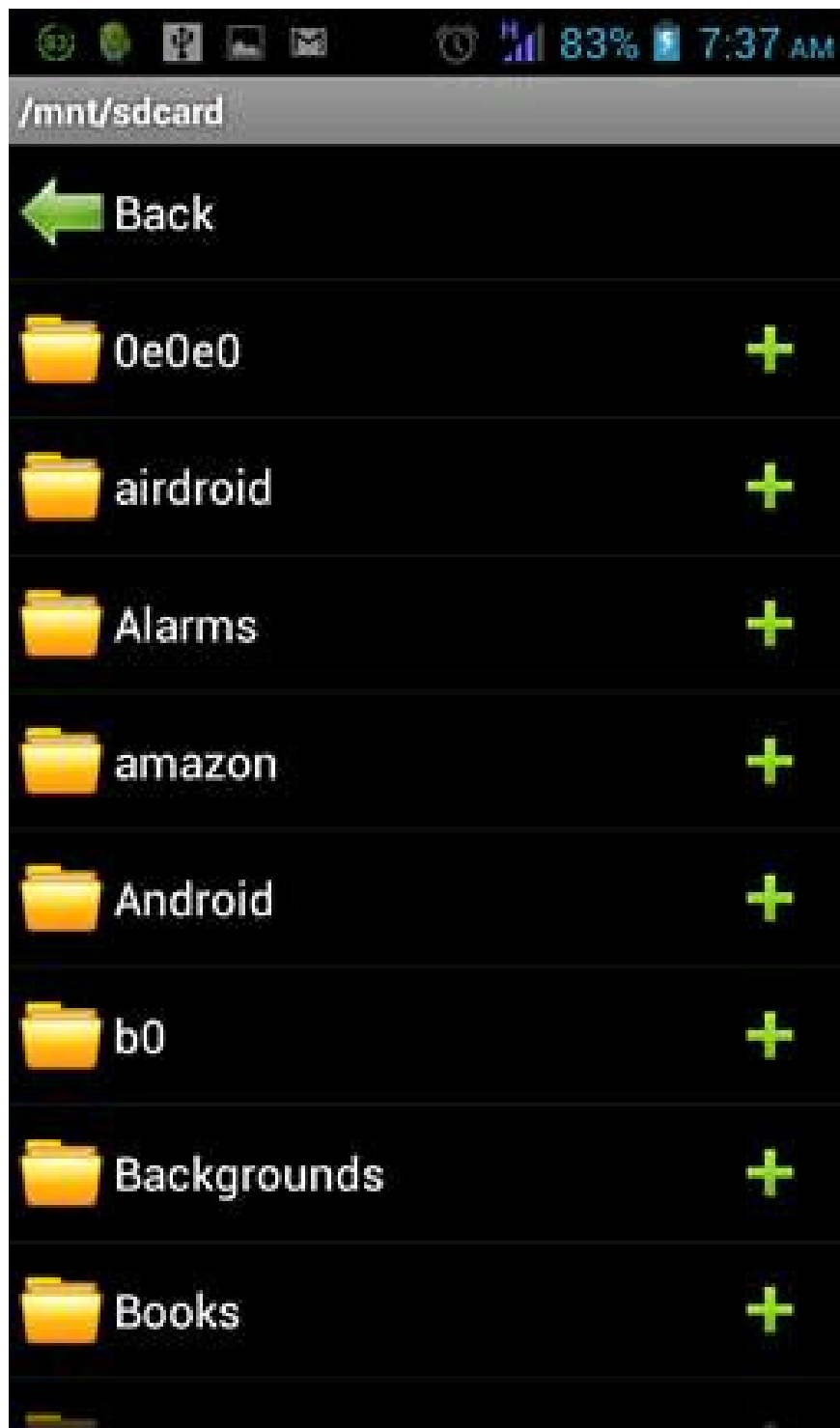
Download Smart Hide Calculator to your device and install it [here](#).

4. File Hide Expert

With the application called " *File Hide Expert* ", we can hide files and applications on Android devices easily and quickly.



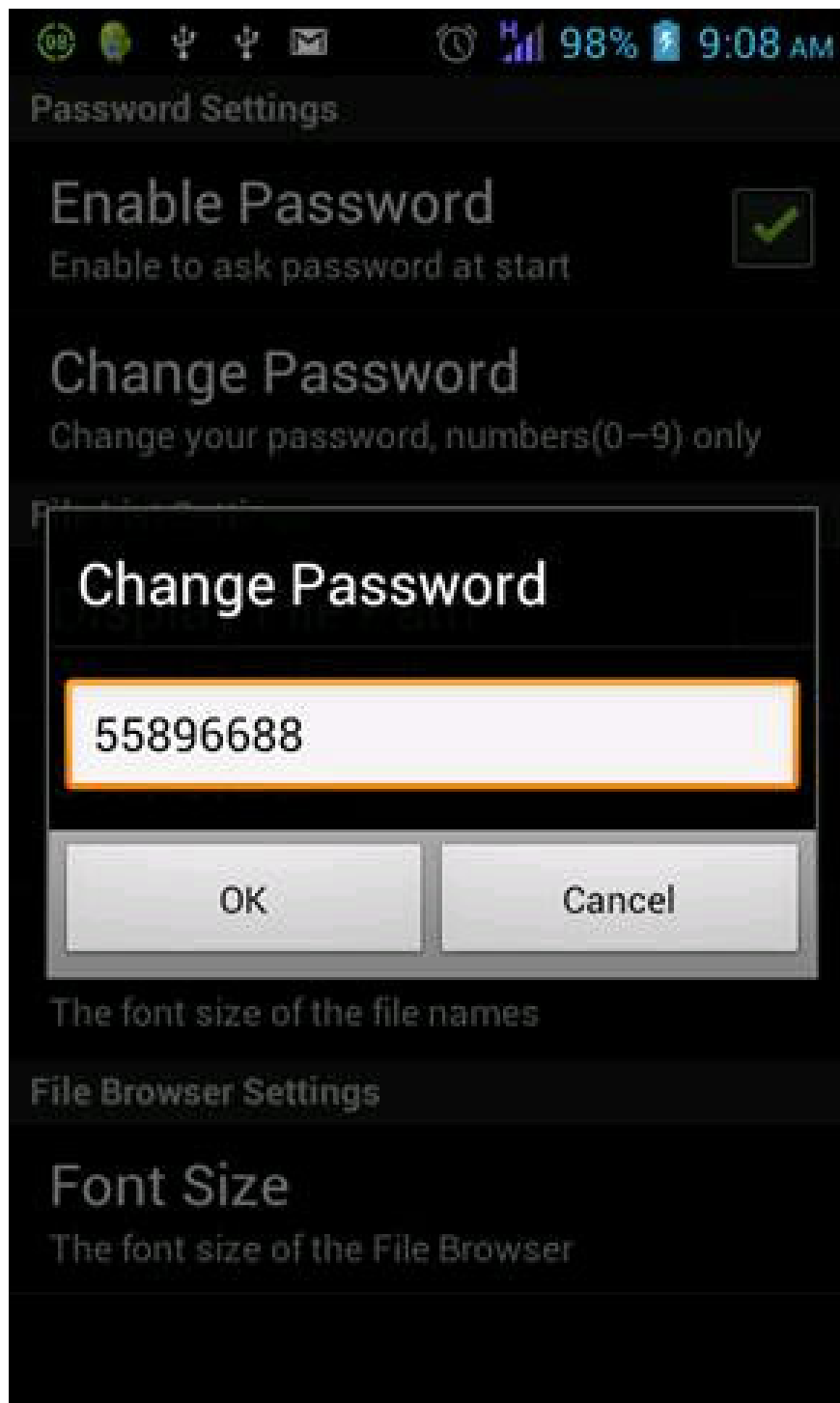
File Hide Expert includes 2 versions which are free (*free*) and premium (*paid*), free version with ads inserted, which will make you feel a bit uncomfortable.



The first interface when activating the program will be the main window in which there are no folders and files yet, below are 2 options *Hide All* and *Unhide All* . To start hiding files, click the folder icon in the right corner of the screen. Immediately, it will open all files and folders on the device including data in SD memory card. From the file browser, you can add the entire folder by clicking on the + sign icon to the right and then clicking on the corresponding check box.

On the main window, the " *Hide All* " button is used to hide all the files you have added to the list. In contrast, the *Unhide All* button will make the files return to normal. There is no option to re-display a specific file, so it is

necessary to remove the specific file from the previous application, press 1 of the 2 buttons above. Now it is important that we secure all selected data by setting an arbitrary password in the *Settings* section of the application. When you click on the "**Enable Password**" option of this section, you will receive a text box to enter the password here. To change your password at any time, click on the *Change password* option below.



Also in *Settings settings section* , you can change the file display path, font size and order of files. *File Hide Expert* is compatible with both smartphones and tablets running Android. If you need a specialized application to hide confidential data, this is the best option for you.

Download File Hide Expert to your computer and install it here.

Refer to some of the following articles:

1. Decode all errors that appear on Google Play and how to fix them
1. Speed up your Android phone in just 5 minutes
1. Summary of how to fix "The process com.google.process.gapps has stopped" on Android device

Good luck!

You finished reading the article "**How to hide important data files and applications in Android devices**" edited by the [TipsMake](#) team. We hope this article has provided you with many useful tech tips and tricks. You can search for similar articles on tips and guides. Thank you for reading and for following us regularly.