

How to hide apps on iPhone screen?

You download some applications to your computer but don't want others to see or feel itchy with the default applications that Apple doesn't remove. How to blow them away from the iPhone screen? Please refer to our way of doing it.

You download some applications to your computer but don't want others to see or feel "itchy eyes" with the default applications that Apple doesn't remove. How to "blow" them off the iPhone screen? Please refer to our way of doing it.

Step 1 : Group the hidden applications into a folder and download the white wallpaper for iPhone to your device



Step 2 : Go to **Settings** > **General** > **Accessibility** > **Increase Contrast** and turn off **Reduce Transparency** item (if enabled)

< General Accessibility

Grayscale



Speech



Larger Text

Off >

Bold Text



Button Shapes



Increase Contrast



Reduce Motion

Off >

On/Off Labels



INTERACTION

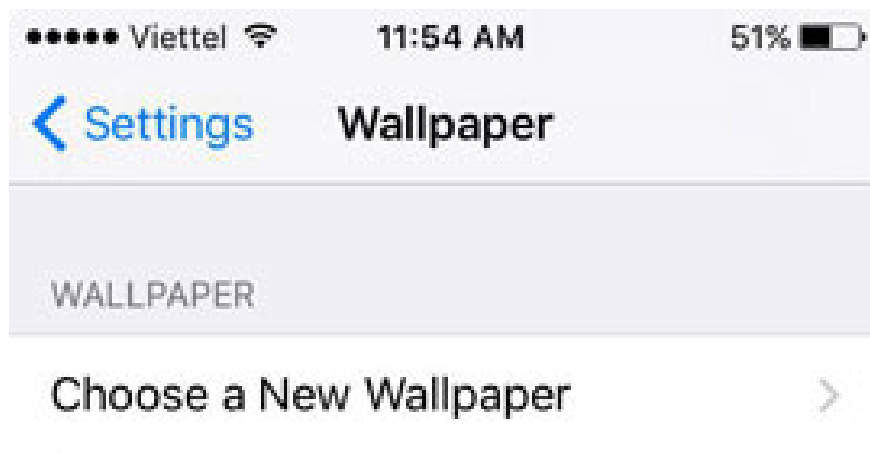
Switch Control

Off





Step 3 : Change the wallpaper to the white image you downloaded above



Dynamic wallpaper and perspective zoom are disabled when Low Power Mode is on.



Step 4 : Delete the name of the folder containing the applications you want to hide and replace them with the characters in the following brackets [??????]



5

Step 5 : Open the **App Icons** app , click **Create Icon > Go to Link**

Create Icon App Icons More

Popular See All >

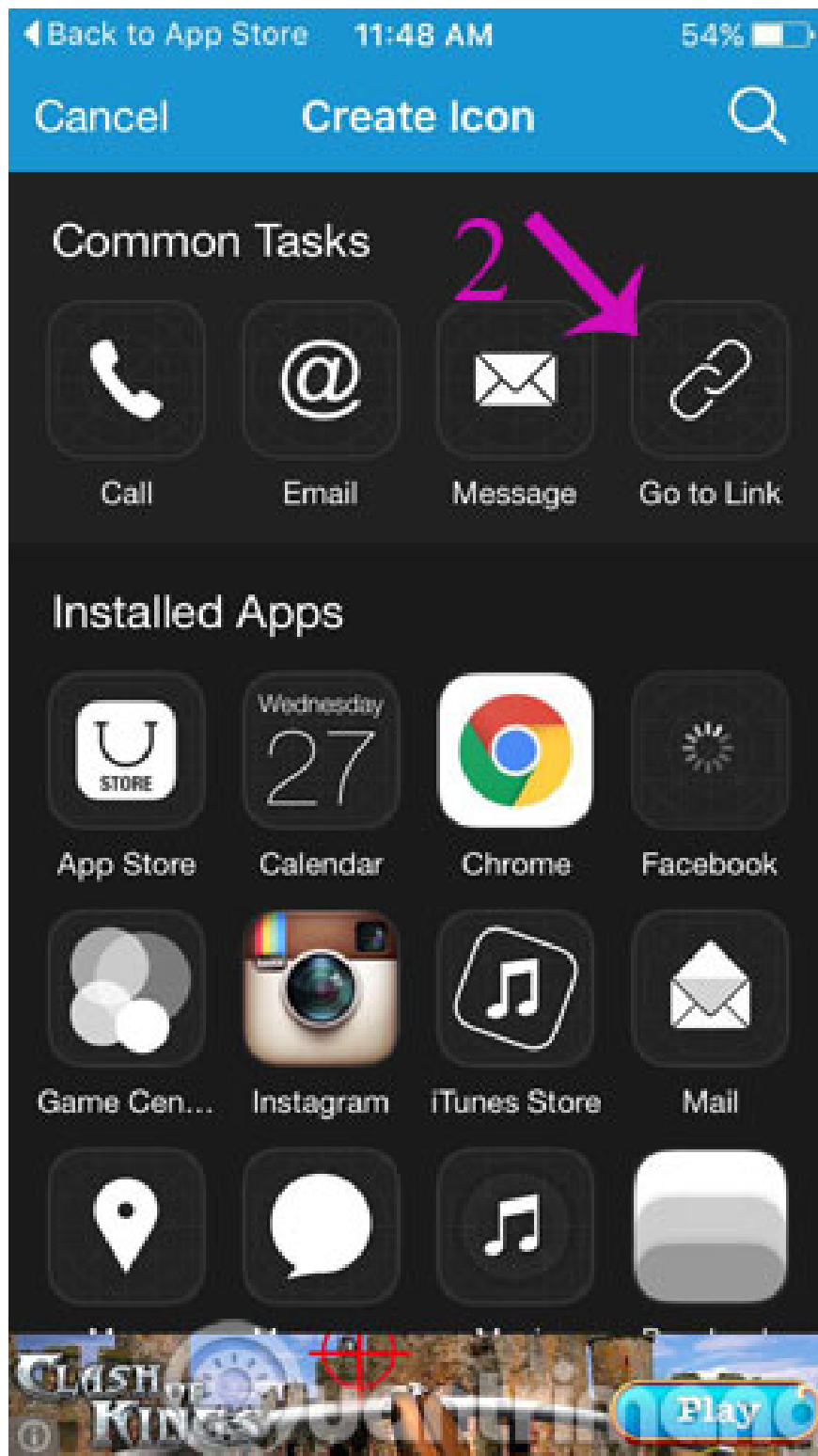


New See All >



Wallpapers See All >





Step 6 : Add a dot in **Type Url** and click on **Photo** and then select the white wallpaper you downloaded. Then, click **Install** (*top right*) and select **Add to Home Screen** to pin this "application" to the home screen. Then, the color of the application will overlap with the color of the screen.

Back

Icon Maker

Install

TYPE URL

1

3



Go to Link

2



World Phone

FREE · 678,334 people use this

Install



Skin



Frame



Decor



Photo



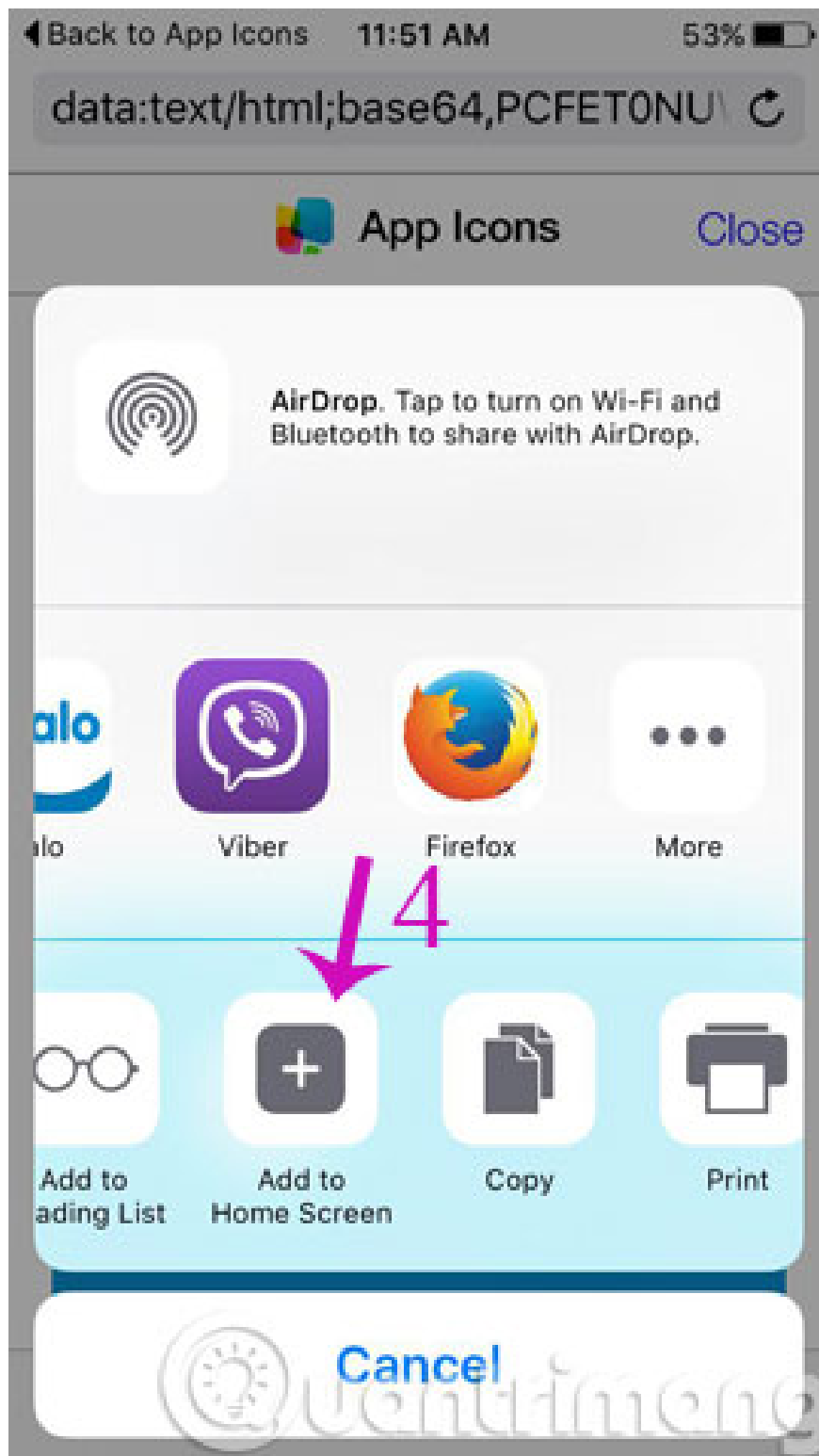
Text




Take Photo

Camera Roll

uantrimang



Step 7 : Please put the newly created white application in the folder containing the application you want to hide so that the hidden application is located on the second page and the white application is on the first page. Then, when you go back to the Home screen, you will see the "magic" thing.



1. How to recognize iPhone / iPad in 4 steps
2. Instructions on how to edit videos right on iPhone and iPad
3. Slide, screen iPhone on your computer

Good luck!

You finished reading the article "**How to hide apps on iPhone screen?**" edited by the [TipsMake](#) team. We hope this article has provided you with many useful tech tips and tricks. You can search for similar articles on

tips and guides. Thank you for reading and for following us regularly.
