

How to hide and share Status with someone on Whatsapp

If you want someone to not see your status updates, you can block them. You can also choose to share status updates with specific people. All will be done after just a few clicks.

Last year, WhatsApp released a new feature for status posting like the stories of Snapchat.

This feature allows users to share photos, videos or text with friends within 24 hours before they disappear. These states are displayed for all contacts by default, but with personal privacy, this is not always good.

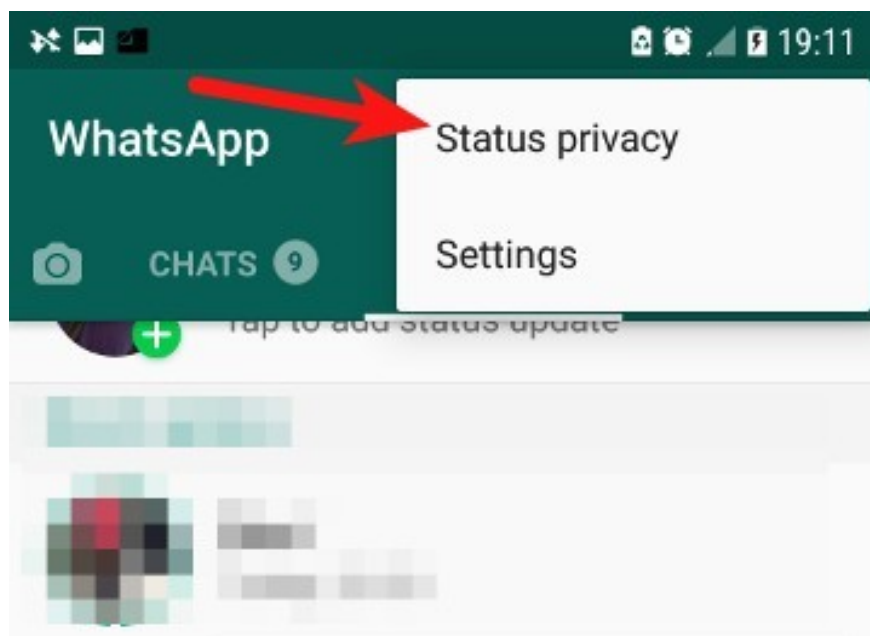
If you want someone to not see your status updates, you can block them. You can also choose to share status updates with specific people. All will be done after just a few clicks.

1. 8 reasons Telegram is the only messaging app you need
2. Very cool troll Facebook app that helps friends have to wait for your message forever

Follow these steps to hide WhatsApp status updates with specific contacts.

Hide Whatsapp status updates with selected contacts on Android

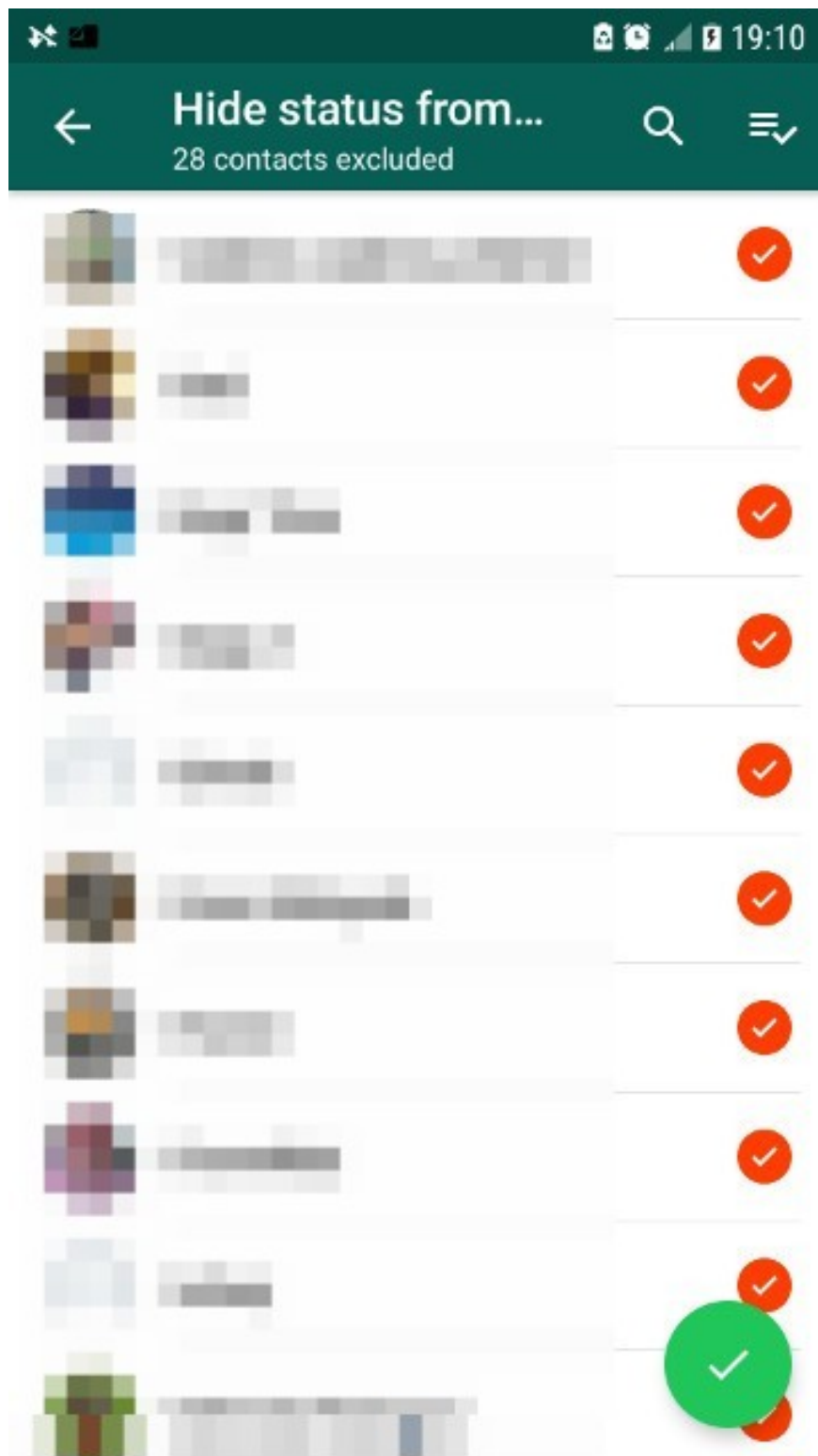
1. Run WhatsApp application. Open the Status tab (Status). This is where the status of friends is displayed.
2. Touch the three dots icon in the top right corner and open **Privacy status / Status Privacy** .



3. On the next screen, select **My Contacts except . / My contacts except .**



4. Finally select all contacts you want to hide status updates and select the green checkmark in the lower right corner to confirm changes.

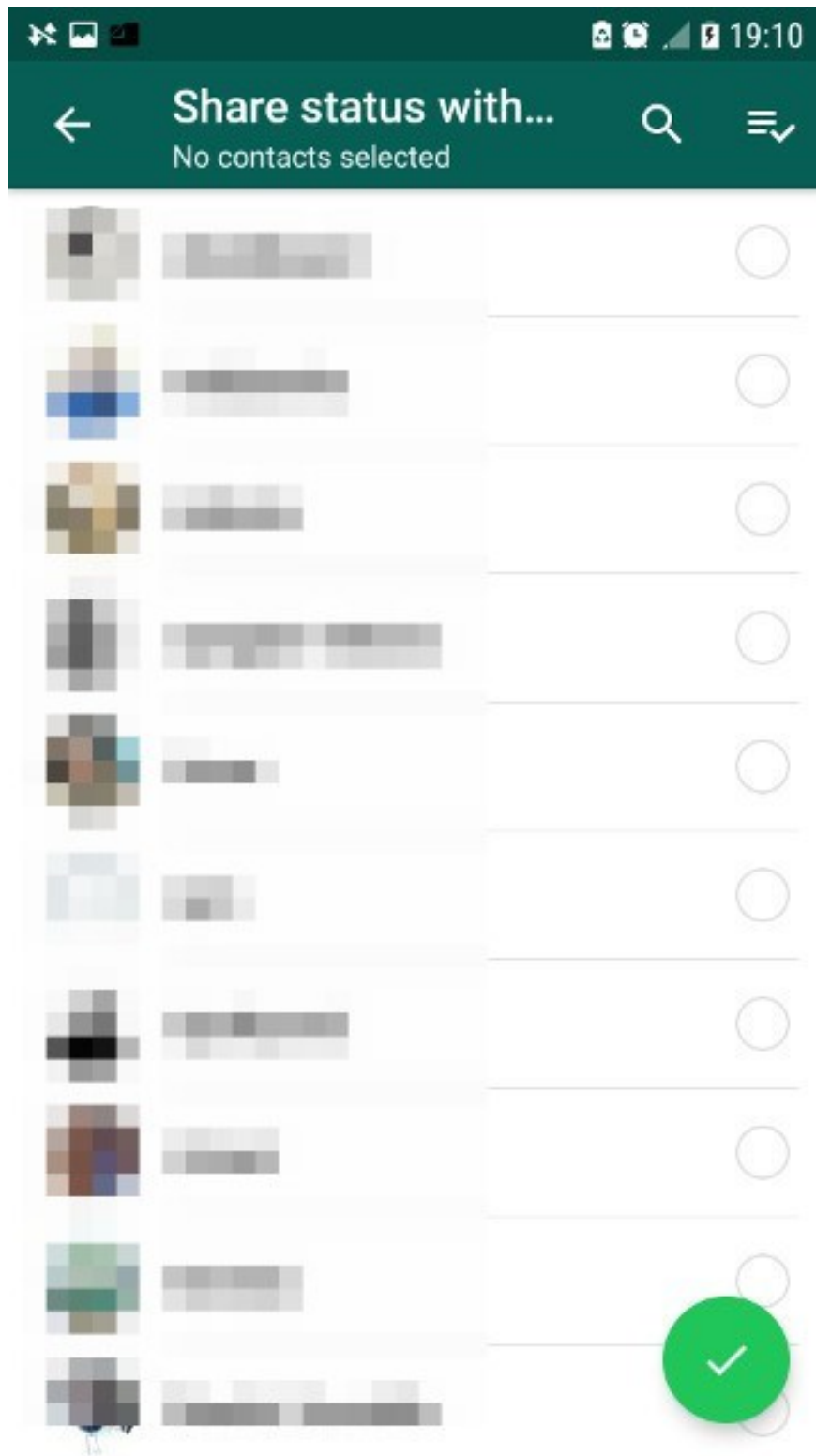


So your status update will be hidden from the selected contacts

Display whatsapp status with selected contacts on Android

1. Open the **Left Private** tab / **Status Privacy** as above
2. Select the option **Only share with** / **Only Share with** .

3. Select the contacts you want to share status updates with. Finally select the green checkmark in the lower right corner to confirm the change.



Now you know how to block someone from viewing your status update on Whatsapp and sharing it to specific contacts.

See more:

1. These features make it easier to master WhatsApp
2. How to block a user on WhatsApp?
3. Set the post management mode to be tagged on Facebook
4. How to hide all old posts on Timeline Facebook

You finished reading the article "**How to hide and share Status with someone on Whatsapp**" edited by the [TipsMake](#) team. We hope this article has provided you with many useful tech tips and tricks. You can search for similar articles on tips and guides. Thank you for reading and for following us regularly.
