

# How to Have Good Concert Manners

There is nothing more fun than a live gig or concert. The energy of the crowd and the musicians swallows you up, and you leave your inhibitions at the door. One thing that should not be forgotten is manners, concert manners. Decide on...

Method 1 of 12:

## Before the event

1.



**Decide on where you want to be in the crowd when purchasing tickets.** If you know you are likely to suffocate in the mosh pit (the crush of dancing bodies in front of the stage) then go for seated tickets. General Admission means you will be standing the whole night on an open floor. That means first come, first served, so get there early if you want to be down front.

2.



**Depending on the band's popularity in your area, you may have to queue since as early as morning of the day, or even the day before.** If you're planning to queue, don't tire yourself out before the actual show begins.

3.



**Know the venue regulations before the night and follow them.** If cameras are not allowed, don't take them unless you know you'll be able to avoid security. Most venues say they don't allow cameras and video recorders, but it's usually only a restriction against professional grade cameras.

Method 2 of 12:

## Finding your spot

1.



**Be firm but fair.** No doubt you will not be the only one wanting to get up close and personal with your favorite musicians. If your aim is to get to the front row in the mosh pit, there is no need to jump the queue, push people out of the way or resort to petty violence (kicking, pinching, pulling of hair and in extreme cases: biting). These acts of desperation just rub everyone the wrong way. You could also be asked to leave the venue completely.

2.




**Get up the front well before the opening song.** It is a hassle to everyone if you push and shove your way from the back of the crowd to the front just as the band starts playing. People who have been there for hours on end will not appreciate you pushing past them for a better spot. A good concert spot is earned.

Method 3 of 12:

## Phone etiquette

1.



**Wait for an intermission before making phone calls.** Texting during a show is fine, just don't make calls and make an issue for other people.

2.



**Use your cellphone/camera sparingly.** Taking pictures with your cellphone is distracting; not to mention it blocks the view for the people behind you. Those who spend the entire show recording the gig on their cameras or phone are not living in the moment. Though you might want to capture an amazing shot, you'll most likely miss out on something better by being distracted with your camera or phone.

Method 4 of 12:

## **Crowd and band interaction**

1.



**Avoid song requests.** Only request a song when the band has asked the audience to do so. Many times, they will not as they already have a setlist that they try to follow. Don't be *'that guy/girl'* and ruin the show for everyone else.

2.



**Go with the crowd.** Everyone is there to enjoy themselves, just like you are. If in the mosh pit and the people around you start jumping up and down, go with it. If you stand still you are likely to get knocked around and annoy those dancing by you. If seated, stand only if everyone else is standing. There is nothing worse than having your view blocked by the person in front of you.

3.



**Accept that there will be a lack of personal space.** In mosh pit situations you will make contact with other people's limbs, drinks and handbags. Take it with a grain of salt. If you get whacked on the head by a flailing arm, ignore it. Same goes for those in the seats, accept that the leg room is minimal and that knees will press from time to time into your back. It is nothing personal. Same also goes for General Admission.

4.



**Ignore trouble makers.** If someone mistakes you for the guy who shoved them roughly out of the way and punches you in the stomach, ignore it. There is nothing to gain by retaliating unless you are sure that you will not be the one to come off worse. But if someone continues to harass you, go to a security guard and leave the area.

5.



**Sing only when everyone else is.** Even if you are an amazing singer, no one paid to come and hear you.

6.



**It is rude to talk about anything other than the concert.** Save the talking about your day between sets or until after the concert. Don't have long, loud conversations about things that are completely irrelevant to the show.

7.



**Be supportive of other support acts.** You may not like them or feel they compliment the sound of your idols, but they're there for a reason, too.

8.



**Assess the crowd.** If they aren't crowd surfing you shouldn't be either.

Method 5 of 12:

**Before the event**

1.



**Decide on where you want to be in the crowd when purchasing tickets.** If you know you are likely to suffocate in the mosh pit (the crush of dancing bodies in front of the stage) then go for seated tickets. General Admission means you will be standing the whole night on an open floor. That means first come, first served, so get there early if you want to be down front.

2.



**Know the venue regulations before the night and follow them.** If cameras are not allowed, don't take them unless you know you'll be able to avoid security. Most venues say they don't allow cameras and video recorders, but it's usually only a restriction against professional grade cameras.

Method 6 of 12:

## Finding your spot

1.



**Be firm but fair.** No doubt you will not be the only one wanting to get up close and personal with your favorite musicians. If your aim is to get to the front row in the mosh pit, there is no need to jump the queue, push people out of the way or resort to petty violence (kicking, pinching, pulling of hair and in extreme cases: biting). These acts of desperation just rub everyone the wrong way. You could also be asked to leave the venue completely.

2.




**Get up the front well before the opening song.** It is a hassle to everyone if you push and shove your way from the back of the crowd to the front just as the band starts playing. People who have been there for hours on end will not appreciate you pushing past them for a better spot. A good concert spot is earned.

Method 7 of 12:

**Phone etiquette**

1.



**Wait for an intermission before making phone calls.** Texting during a show is fine, just don't make calls and make an issue for other people.

2.



**Use your cellphone/camera sparingly.** Taking pictures with your cellphone is distracting; not to mention it blocks the view for the people behind you. Those who spend the entire show recording the gig on their cameras or phone are not living in the moment. Though you might want to capture an amazing shot, you'll most likely miss out on something better by being distracted with your camera or phone.

Method 8 of 12:

## Crowd and band interaction

1.



**Avoid song requests.** Only request a song when the band has asked the audience to do so. Many times, they will not as they already have a setlist that they try to follow. Don't be *'that guy/girl'* and ruin the show for everyone else.

2.



**Go with the crowd.** Everyone is there to enjoy themselves, just like you are. If in the mosh pit and the people around you start jumping up and down, go with it. If you stand still you are likely to get knocked around and annoy those dancing by you. If seated, stand only if everyone else is standing. There is nothing worse than having your view blocked by the person in front of you.

3.



**Accept that there will be a lack of personal space.** In mosh pit situations you will make contact with other people's limbs, drinks and handbags. Take it with a grain of salt. If you get whacked on the head by a flailing arm, ignore it. Same goes for those in the seats, accept that the leg room is minimal and that knees will press from time to time into your back. It is nothing personal. Same also goes for General Admission.

4.



**Ignore trouble makers.** If someone mistakes you for the guy who shoved them roughly out of the way and punches you in the stomach, ignore it. There is nothing to gain by retaliating unless you are sure that you will not be the one to come off worse. But if someone continues to harass you, go to a security guard and leave the area.

5.



**Sing only when everyone else is.** Even if you are an amazing singer, no one paid to come and hear you.

6.



**It is rude to talk about anything other than the concert.** Save the talking about your day between sets or until after the concert. Don't have long, loud conversations about things that are completely irrelevant to the show.

7.



**Be supportive of other support acts.** You may not like them or feel they compliment the sound of your idols, but they're there for a reason, too.

8.



**Assess the crowd.** If they aren't crowd surfing you shouldn't be either.

Method 9 of 12:

**Before the event**

1.



**Decide on where you want to be in the crowd when purchasing tickets.** If you know you are likely to suffocate in the mosh pit (the crush of dancing bodies in front of the stage) then go for seated tickets. General Admission means you will be standing the whole night on an open floor. That means first come, first served, so get there early if you want to be down front.

2.



**Know the venue regulations before the night and follow them.** If cameras are not allowed, don't take them unless you know you'll be able to avoid security. Most venues say they don't allow cameras and video recorders, but it's usually only a restriction against professional grade cameras.

Method 10 of 12:

## Finding your spot

1.



**Be firm but fair.** No doubt you will not be the only one wanting to get up close and personal with your favorite musicians. If your aim is to get to the front row in the mosh pit, there is no need to jump the queue, push people out of the way or resort to petty violence (kicking, pinching, pulling of hair and in extreme cases: biting). These acts of desperation just rub everyone the wrong way. You could also be asked to leave the venue completely.

2.




**Get up the front well before the opening song.** It is a hassle to everyone if you push and shove your way from the back of the crowd to the front just as the band starts playing. People who have been there for hours on end will not appreciate you pushing past them for a better spot. A good concert spot is earned.

Method 11 of 12:

**Phone etiquette**

1.



**Wait for an intermission before making phone calls.** Texting during a show is fine, just don't make calls and make an issue for other people.

2.



**Use your cellphone/camera sparingly.** Taking pictures with your cellphone is distracting; not to mention it blocks the view for the people behind you. Those who spend the entire show recording the gig on their cameras or phone are not living in the moment. Though you might want to capture an amazing shot, you'll most likely miss out on something better by being distracted with your camera or phone.

Method 12 of 12:

## Crowd and band interaction

1.



**Avoid song requests.** Only request a song when the band has asked the audience to do so. Many times, they will not as they already have a setlist that they try to follow. Don't be *'that guy/girl'* and ruin the show for everyone else.

2.



**Go with the crowd.** Everyone is there to enjoy themselves, just like you are. If in the mosh pit and the people around you start jumping up and down, go with it. If you stand still you are likely to get knocked around and annoy those dancing by you. If seated, stand only if everyone else is standing. There is nothing worse than having your view blocked by the person in front of you.

3.



**Accept that there will be a lack of personal space.** In mosh pit situations you will make contact with other people's limbs, drinks and handbags. Take it with a grain of salt. If you get whacked on the head by a flailing arm, ignore it. Same goes for those in the seats, accept that the leg room is minimal and that knees will press from time to time into your back. It is nothing personal. Same also goes for General Admission.

4.



**Ignore trouble makers.** If someone mistakes you for the guy who shoved them roughly out of the way and punches you in the stomach, ignore it. There is nothing to gain by retaliating unless you are sure that you will not be the one to come off worse. But if someone continues to harass you, go to a security guard and leave the area.

5.



**Sing only when everyone else is.** Even if you are an amazing singer, no one paid to come and hear you.

6.



**It is rude to talk about anything other than the concert.** Save the talking about your day between sets or until after the concert. Don't have long, loud conversations about things that are completely irrelevant to the show.

7.



**Be supportive of other support acts.** You may not like them or feel they compliment the sound of your idols, but they're there for a reason, too.

8.



**Assess the crowd.** If they aren't crowd surfing you shouldn't be either.

You finished reading the article "**How to Have Good Concert Manners**" edited by the [TipsMake](#) team. We hope this article has provided you with many useful tech tips and tricks. You can search for similar articles on tips and guides. Thank you for reading and for following us regularly.