

How to grow mangoes and labels from seeds super fast

No need to buy plants, you can grow mangoes and labels from seeds very simply by following these steps.

Do you see that after eating mango or longan, throwing away a pile of seeds is a very expensive thing? While it is possible to plant these seeds for them to grow into new plants, unfortunately, not everyone knows how to grow mangoes or labels from seeds.

Right now, let's join **TipsMake.com** to learn the secrets of planting trees and next time, if you buy labels or mangoes, don't rush to throw away the seeds. Instead, open this article, apply the steps we will introduce below and wait for the miracle to appear after a few days.

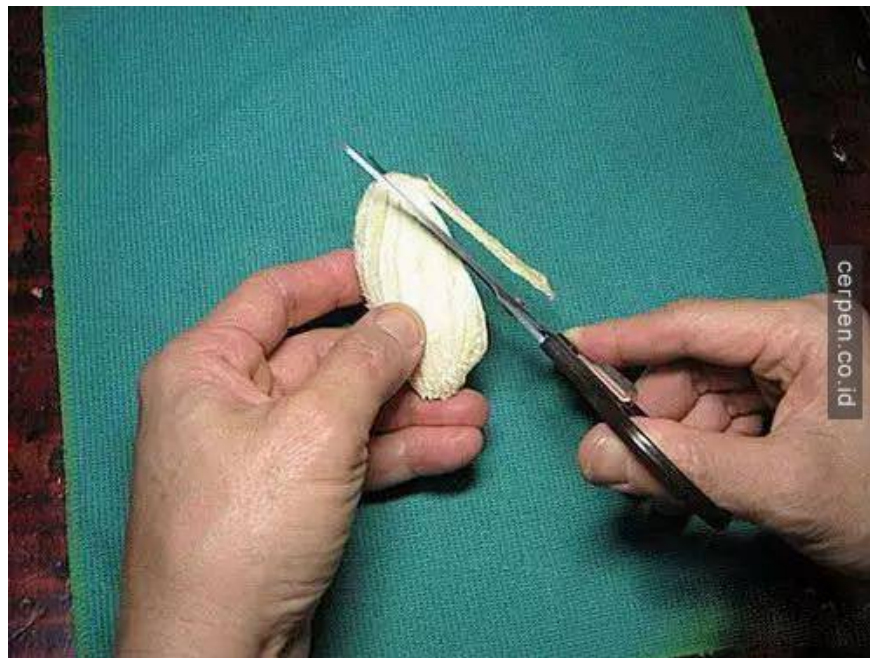
For mango seeds

Step 1. Scrape off the outside of the mango that has eaten all the meat, then place it in a well-ventilated place.






Step 2. Use scissors to cut the seed pods to remove the seeds from the inside.






Step 3. Use a knife to peel the brown outer shell, then soak the seeds in water for 4 days. Note, change the water once a day and when cutting, be careful not to let the mango nuts inside be scratched. During the period of immersion, the seeds begin to germinate.



Step 4. Use a tall bucket or flower pot, fill it with wet soil, and then bury the mango root on the ground and let the germinate part open.



Step 5. Continue to spread a thin layer of clean stone to the surface, water the seeds and wet soil. Then, place the bucket / basin in a cool place, avoid direct sunlight. Water once every 1 or 2 days.



After about 4 days, seeds will germinate and grow very quickly. By 20 days later, you will see the leaves turn green and the real mango trees appear in front of the yard.





For label nuts

Compared to mango seeds, the seeds are much easier to grow. Note, if you want to plant trees from longan, you should remove the whites completely to avoid attracting ants or other insects.



Step 1. Soak the longan seeds within 1 week so that the labels gradually break. Change water once a day.



Step 2. After the time is up, take the seed into a flower pot, head the seed upwards.



Step 3. Spray water twice a day, one week later, the seed will start sprouting.



Step 4. 10 days later, the seed will start to sprout.



cerpen.co.id



Step 5. About a month, you will see a pot full of plants growing like the image below.



Good luck!

You finished reading the article "**How to grow mangoes and labels from seeds super fast**" edited by the [TipsMake](#) team. We hope this article has provided you with many useful tech tips and tricks. You can search for similar articles on tips and guides. Thank you for reading and for following us regularly.
