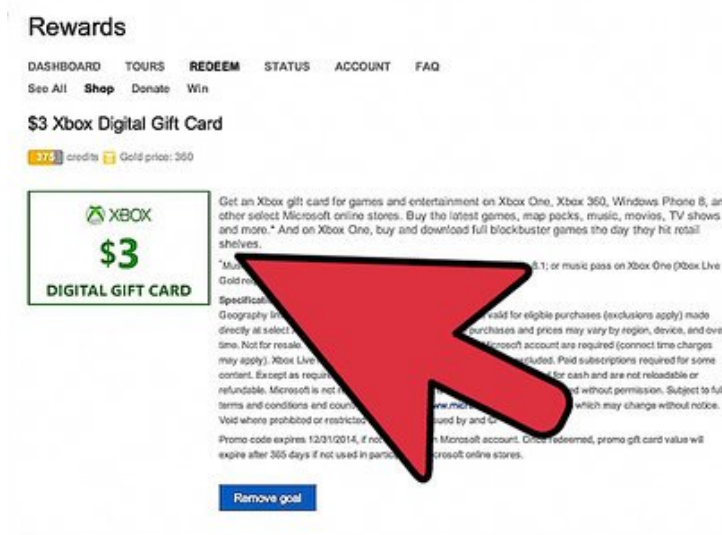


How to Get Microsoft Points

Microsoft Points used to be the form of currency for the Xbox Live store, but Microsoft has recently transitioned to using your local currency instead. This means that Microsoft Points are no longer available from official retailers,...

Method 1 of 2:

Redeem a Points or Gift Card



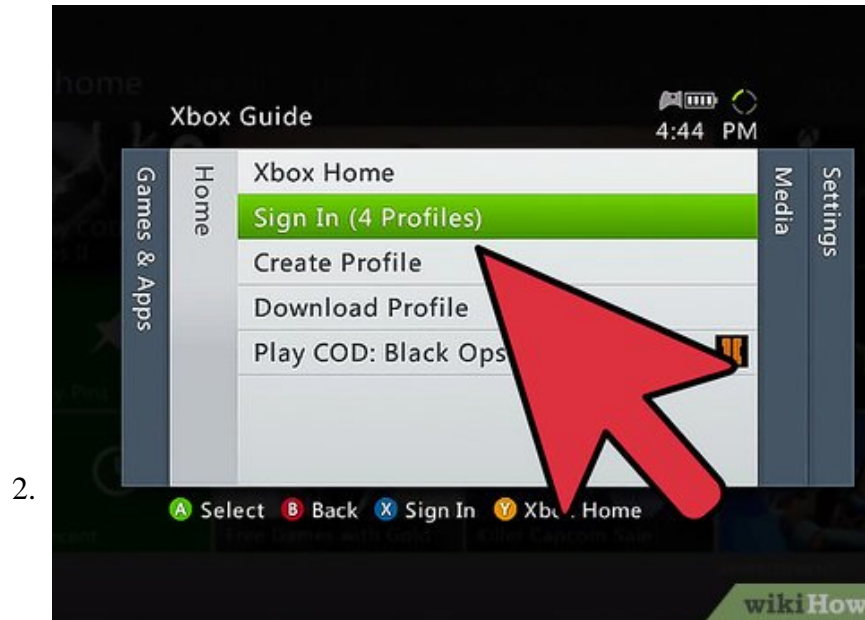
1.

More rewards you might like

wikiHow

Purchase a card. You can still redeem Xbox Points, so you can purchase Points cards or Gift Cards loaded with a preset amount. Cards are available in a wide range of values in your local currency. Points cards can still be obtained from a variety of retailers as well, though no new ones are being made.

1. Points will be redeemed into their equivalent value in your local currency.
2. Points that are converted to your local currency will expire in one year.



Sign into your Xbox Live account. Ensure that you are logged into the account that you want to redeem the card for. See this guide for details on logging into Xbox Live.



Open the Guide menu. Press Xbox Guide button on your controller, and then select the "Games & Apps" tab.

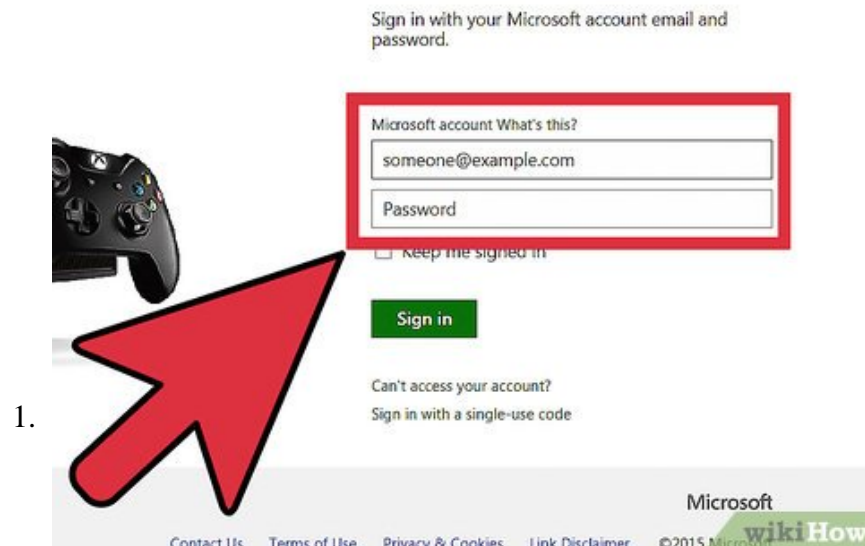


Redeem the code. Select the "Redeem Code" button and enter the code from the back of the Gift Card or the code you received via email when purchasing online. If the code is entered correctly, the amount will appear in your Xbox account.

1. You can also redeem the code online at live.xbox.com/en-US/RedeemCode

Method 2 of 2:

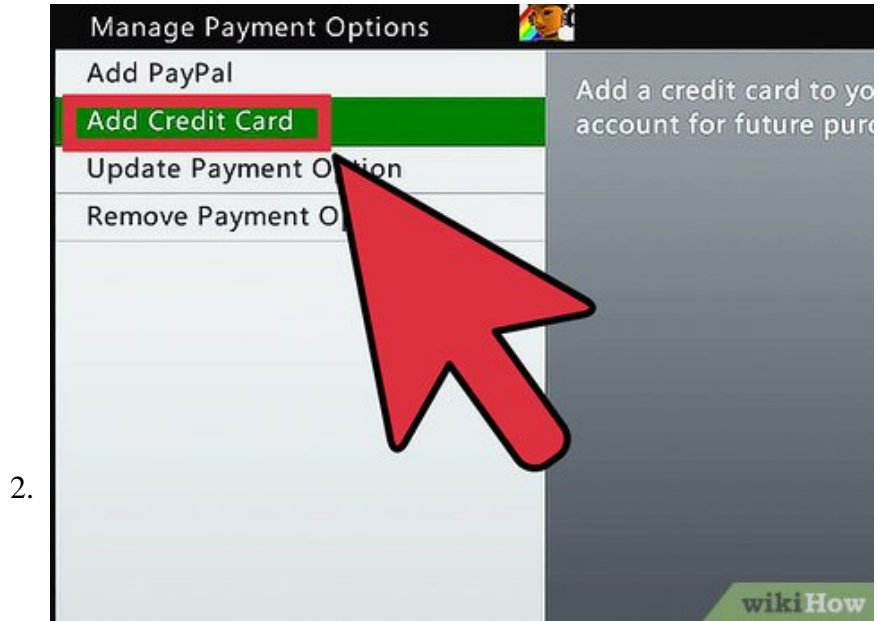
Add a Credit Card to Your Xbox Live Account



Add a credit card on the Xbox Live website. Visit xbox.com and log in with your Xbox Live account.

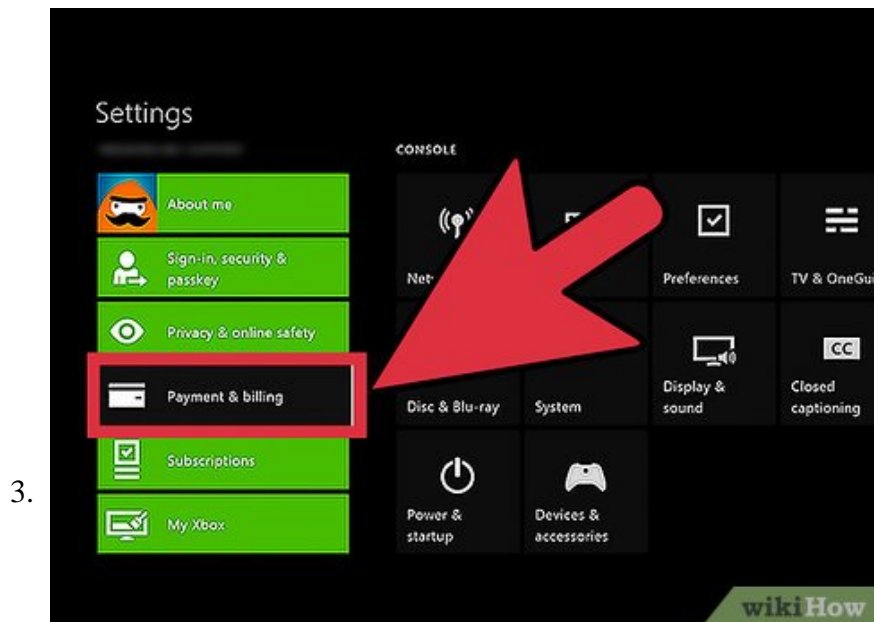
1. Click the "My Account" link located under your gamertag in the upper-right corner.
2. Select "Payments & billing".

3. Click the "Add credit cards" button.
4. Enter your credit card information.



Add a credit card on your Xbox 360. Sign in with the Xbox Live account that you want to associate with the card.

1. Press the Xbox Guide button to open the Dashboard.
2. Open the "settings" tab.
3. Select "Account".
4. Select "Manage Payment Options".
5. Select "Add Credit Card" and enter your credit card information.



Add a credit card on your Xbox One. Sign in with the Xbox Live account that you want to associate with the card.^[1]

1. Open the Settings menu.

2. Select "Payment & billing".
3. Click "Add credit card". Enter your credit card information on the multiple screens that follow.

You finished reading the article "**How to Get Microsoft Points**" edited by the [TipsMake](#) team. We hope this article has provided you with many useful tech tips and tricks. You can search for similar articles on tips and guides. Thank you for reading and for following us regularly.
