

How to Get Free Music for iTunes

Apple officially killed iTunes in 2019. When the macOS Catalina operating system was released, the iTunes service was distributed into Apple Music, Apple Podcasts, and Apple TV apps.

Find free music files



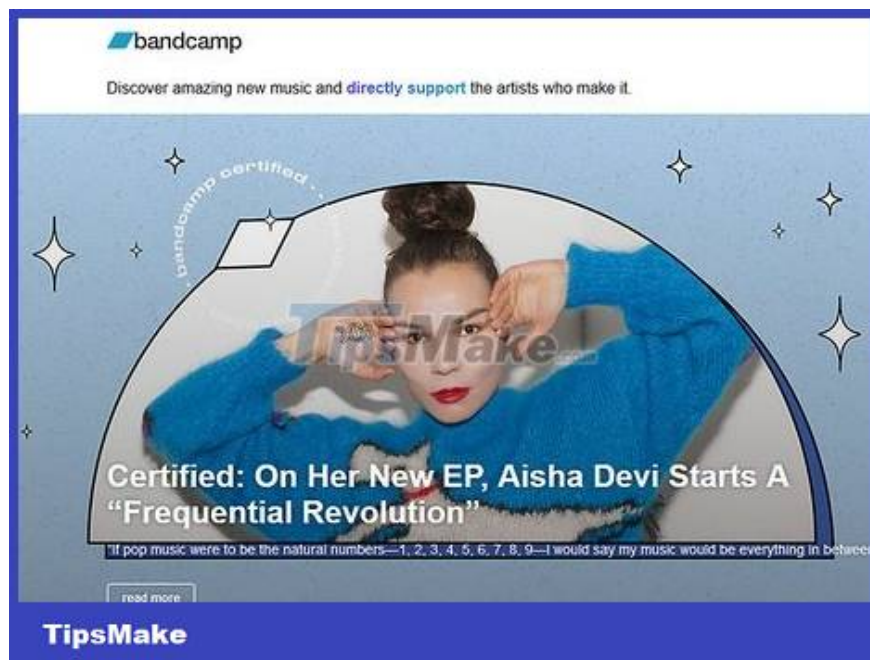
Visit a website that allows free MP3 music downloads. Many websites allow you to download music for free. You may not find popular songs, but you will have the opportunity to access the work of many new artists.

1. Jamendo
2. SoundClick
3. Internet Arhive



Download free mix-tape. Hip-hop artists, both mainstream and underground, have turned to digital connections, allowing free downloads of album-length music projects called mix-tape. Similar to how artists used to transfer traditional mix-tape to record labels, the new mix-tape is released online for free as a way to promote music and attract the attention of established artists. name.

Some artists choose to release mix-tape directly on their website, such as DatPiff which allows listeners to download multiple mix-tape.



Search for new artists. Many new artists release their music for free on bandcamp or SoundCloud or their website. Big name artists are also starting to choose to share music with the form of paid at will.

Pay-as-you-go looks like you're required to pay, but you can enter a zero in the payment window. That way, you won't be charged any fees.

Joe Bussard's Country Classics
<https://feed.podcastmachine.com/podcasts/3969/podvideolarge.rss>

21 Followers **4** Episodes

Category: Music
Last Update: 2018-02-27
Claim Ownership

Download on the App Store
GET IT ON Google play

Joe Bussard's Country Classics airs every Friday from 5-6pm on WREX 91.1 FM in Atlanta. Underswritten

| | | | |
|---|----------------------------------------------------|------|----------|
| 1 | Country Classics - February 23, 2018 2018-02-27 | Play | Download |
| 2 | Country Classics - February 16, 2018 2018-02-27 | Play | Download |
| 3 | Country Classics - February 9, 2018 2018-02-27 | Play | Download |
| 4 | Country Classics - February 2, 2018 2018-02-27 | Play | Download |

Comments (3)
To leave or reply comments, please download free Podbean iOS App or Android App

robinjoy45
Where is the podcast? reply 0

TipsMake

Subscribe to music podcasts. You can listen to free music on many online radio shows and podcasts. While you can't download individual songs, you can subscribe to podcasts and listen to free music of your choice. Here are a few free music podcasts that are available for download to a mobile device or computer:

Country Classics. The show is hosted by Joe Bussard, who owns the world's largest collection of vinyl records with a rotational speed of 78 rpm. This podcast typically plays pre-war, blues, and country music. This is a unique song collection introduced by a somewhat odd person. The most special thing is that the program is broadcast for free!

Theme Time Radio Hour. It was originally part of the Sirius XM Radio program. You can download Bob Dylan's entire radio program for free, featuring artists like Koko Taylor, Beastie Boys, etc.



Download music from YouTube videos. You can find tons of songs on YouTube, and many websites also offer a video download service that allows you to download files that are music taken from YouTube videos. Just paste the link of the YouTube video and the site will give you the MP3 file of the music.

Listen to YouTube and download music with free programs like Tube To MP3, YouTube to MP3, All2MP3. Download the software, install it and paste the copied link into your browser. Thus, you will have an MP3 file that you can listen to on iTunes.

It's best to find the artist on YouTube first and then check out their profiles for links to other music sharing sites where they release more of their music. Check out the Bandcamp or other social media sites for more options and new artists.



Collect songs from friends. You try getting trusted music friends to create CDs of their favorite songs and you add them to your iTunes playlist. Alternatively, you can also use a free file sharing and saving service like Dropbox that allows users to save documents, files and folders online to share with others. Create your own account, then simply ask your friends to upload great songs to a shared folder so you can download them to your computer and add them to iTunes.



The screenshot shows the 'PirateBay ProxyList' website. At the top, there are navigation links: 'Proxies', 'News', 'Submit a Proxy', and 'Contact'. A message reads: 'Unable to access ThePirateBay? Blocked by your internet provider? Use one of these ultra fast proxies to bypass your ISP block for ThePirateBay. ThePirateBay proxies below are tested with your own internet connection to ensure proxies are working correctly for you. Please report a proxy if it isn't working correctly.' To the right is the 'The Pirate Bay' logo. Below is a table of proxies:

| URL | Country | Speed | Working? |
|------------------------------|---------|-----------|----------|
| indiabea.com ✓ | GB | Very fast | 👍👎 |
| ikwilthepiratebaytpb.rocks 🔄 | AU | Very fast | 👍👎 |
| tpbtpb.xyz 🔄 | AU | Very fast | 👍👎 |
| yellowbay.one 🔄 | BE | Very fast | 👍👎 |
| pirateprox.tel 🔄 | NO | Very fast | 👍👎 |
| piratebea.top 🔄 | GB | Very fast | 👍👎 |

The 'TipsMake' logo is visible in the bottom left corner of the screenshot.

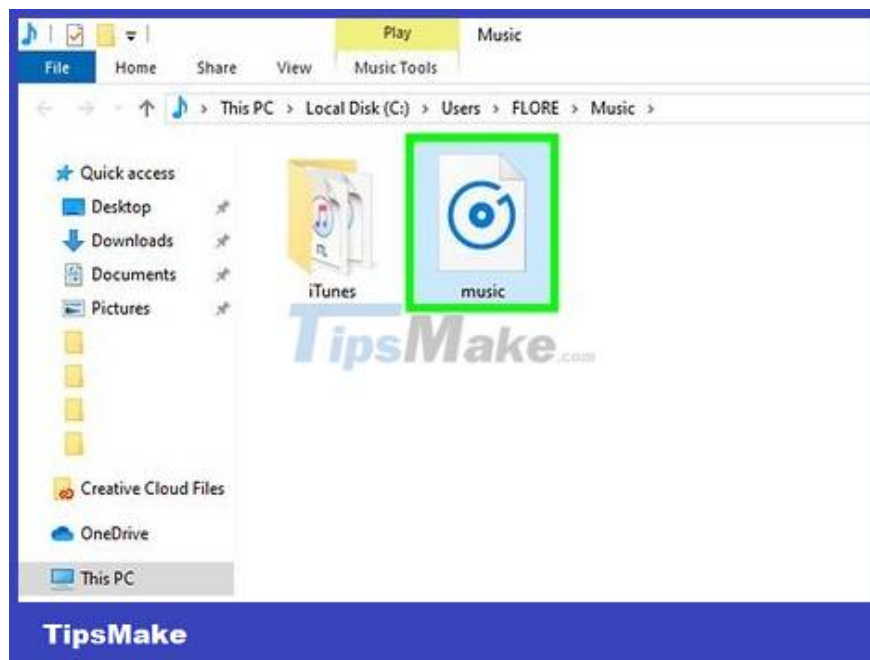
Download Torrent files with supporting software. Torrents are large encrypted files that need to be decompressed after downloading with software that supports Torrent downloads, such as uTorrent or Frostwire. Use an online torrent search tool like Pirate Bay to find the file, then extract and download it with software that supports torrenting, or just search directly on the software that does. After downloading the file, simply drag and drop it into iTunes to listen.

Transfer music to iTunes



Find the song you downloaded. Use Windows Explorer or Finder on Mac to find downloaded music. By default, downloaded files are saved in the "Downloads" folder. It is possible that some music files are also stored in the "Music" folder.

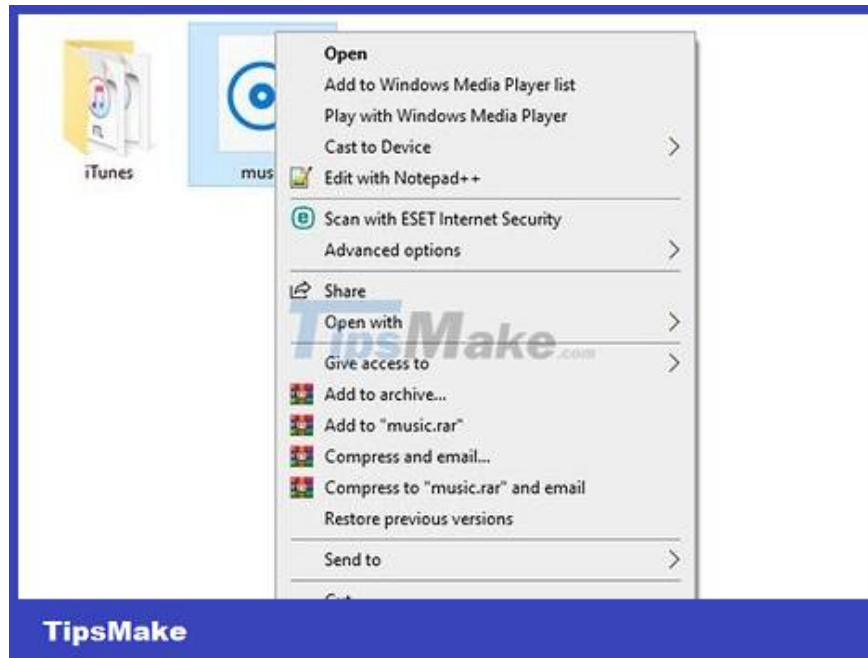
Extract the file, if necessary. Large files like mix-tape may have been compressed into a zip format and need to be decompressed. Many newer operating systems have built-in file compression and decompression features, but older operating systems require additional third-party software such as WinZip to do this.



Select the song you want to copy to iTunes. Click to select the track to be copied to iTunes.

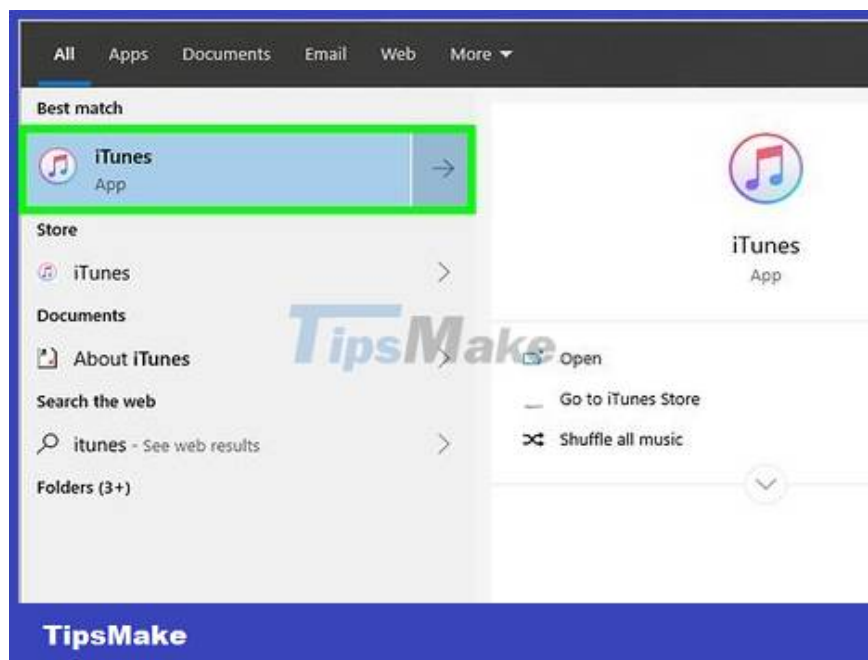
Click and drag to select multiple files at once.

To select multiple files, you need to hold down Ctrl (? Command on Mac) and click each file to copy.



Right-click the selected file and click Copy or Cut . This is to add the entire selected music file to the clipboard.

If using a 'magic' mouse or trackpad on a Mac, you can right-click with a two-finger click.



Open iTunes. It's a white app with a two-note icon. Double-click the app in the Windows Start menu, or the Applications folder on a Mac, to open iTunes.

If you use MacOS Catalina, open Apple Music instead of iTunes.



Click Library . It's the first tab above iTunes.



Click Edit . You'll see this option in the menu bar above iTunes.

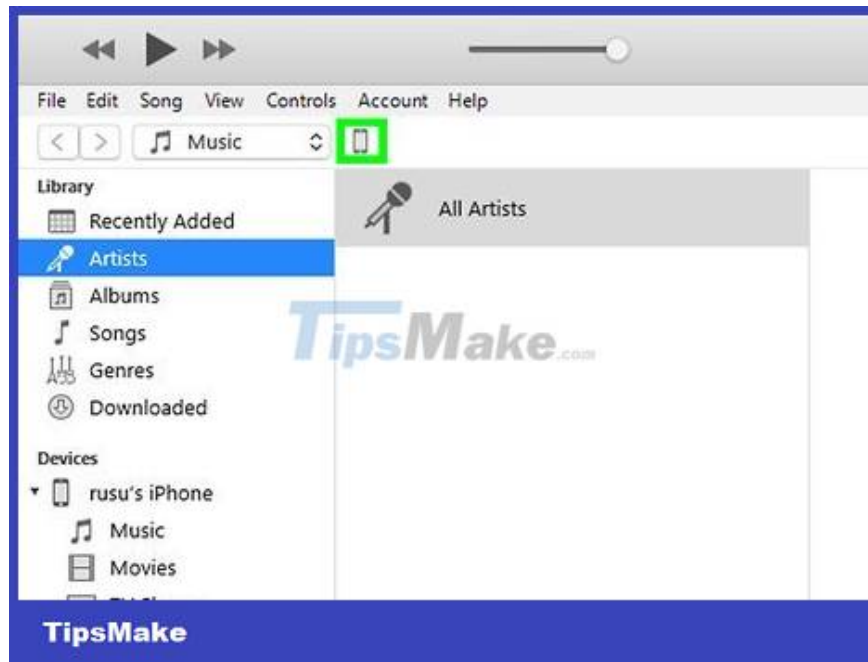


Click Paste . This is to paste the copied song into your iTunes library.

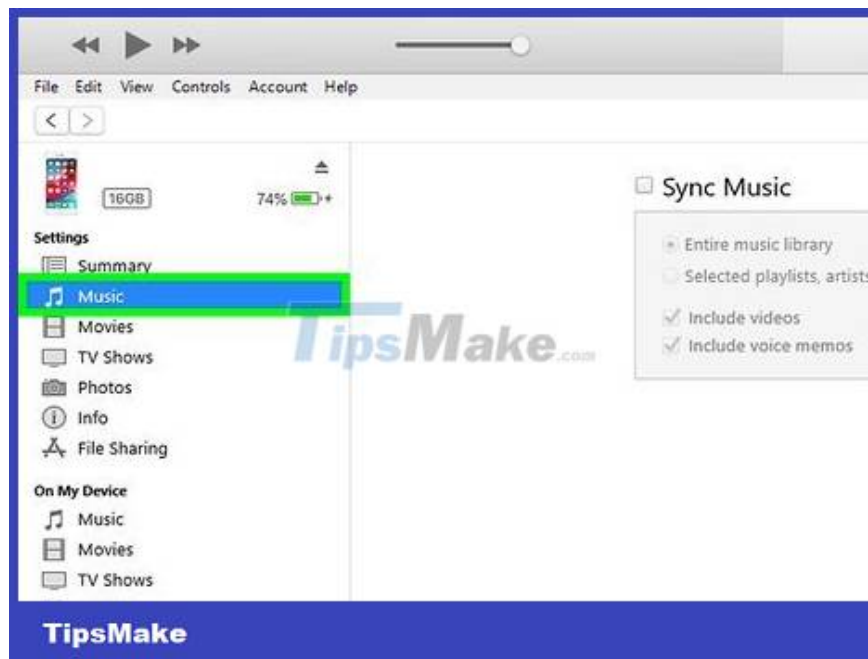
You can also drag music files from Windows Explorer or Finder and drop them into your iTunes or Apple Music library.



Connect your iPhone or iPad to the computer. Use the USB cable that came with your iPhone or iPad to connect the devices.



Click the iPhone or iPad icon in iTunes. You'll see this option to the right of the drop-down list at the top of iTunes.



Click Music in the menu bar on the left. You will see the music show up in the library.



Click the box next to "Sync Music". This is the gesture that indicates you want to upload music to your iPhone or iPad.



Click Sync . This will sync the music in your iTunes library on your computer with your iPhone or iPad.

You finished reading the article "**How to Get Free Music for iTunes**" edited by the [TipsMake](#) team. We hope this article has provided you with many useful tech tips and tricks. You can search for similar articles on tips and guides. Thank you for reading and for following us regularly.