

How to get Battlefield 6 Early Access code and redeem code

Battlefield 6's first open beta is now officially live

EA DICE, the studio behind the hit shooter Battlefield 6, has revealed the latest information about the multiplayer mode. Today, you can join this fiery battlefield.

Battlefield 6's first open beta is now officially live for early access players and will run for two consecutive weekends. If you want to get in on the action, here's what you need to do.

The Battlefield 6 open beta is players' first chance to try out multiplayer before the game's official launch on October 10. Those with early access can start playing now. For everyone else, the first open beta weekend will begin at 1 a.m. PT on August 9 and end on August 11. The second weekend will then begin at 1 a.m. PT on August 14 and run through August 16.

Battlefield 6 beta timings and schedule

1. **August 7-8:** Early Access, starting at 1am PT on August 7.
2. **August 9-10:** The first open beta weekend is open to everyone, starting at 1am PT on August 9 and ending at 1am PT on August 11.
3. **August 14-16:** Second open beta weekend open to everyone, starting at 1am PT on August 14 and ending at 1am PT on August 17.

How to access Battlefield 6 Open beta

Since this is an open beta, getting in is pretty easy. Just download the Battlefield 6 beta launcher on your platform of choice: PS5, Xbox Series X and S, Steam, the Epic Games Store, or the EA app.

Pre-downloading the beta started on August 4. Pre-downloading allows you to jump in as soon as the beta opens, instead of having to wait for the download on the actual day.

Anyone who watched the Battlefield 6 reveal knows about early access to the beta. If you watched the Battlefield streamer last Thursday, you can get an early access key to start playing right now.

Below are the download links for each platform with the BF6 Open beta version:

1. **PSN Store**
2. **Xbox Store**
3. **Steam**
4. **Epic Games Store**

DICE is also adding additional days for players to get their early access codes if they missed out last week. Those interested will need to watch streamers play Battlefield 6 for 30 minutes on August 7 or 8 to get their codes. To get your early access code on August 7, you'll need to follow a few steps:

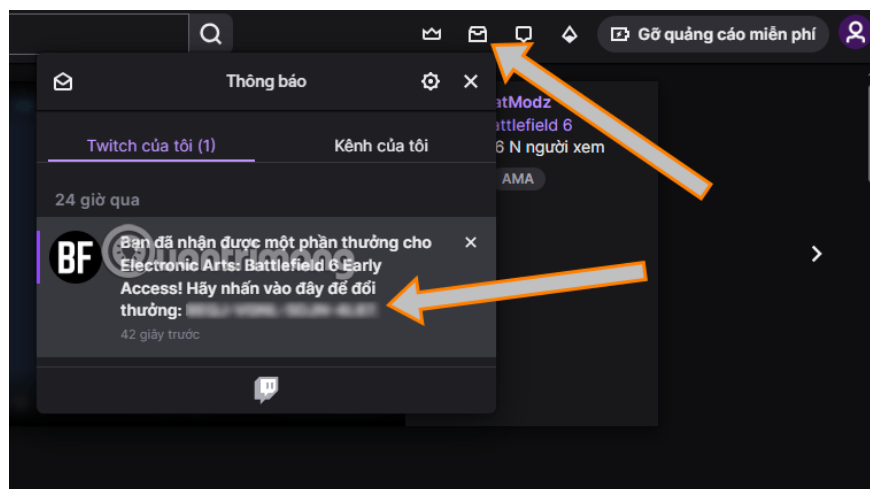
Step 1: Log in to your Twitch account.

Step 2: Link your Twitch account to your EA account.

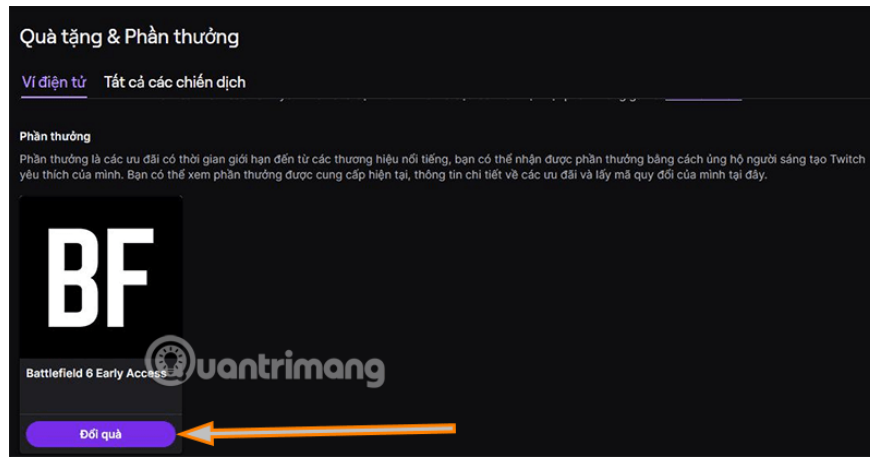
Step 3: Watch a streamer participate in the Battlefield 6 Early Access Beta Key Drops event for 30 minutes. If you're having trouble finding it, search for "**Battlefield 6**" and filter for channels titled "**Beta Key Drops**" or just "**Drops.**" Or follow the link provided below.

<https://www.twitch.tv/directory/category/battlefield-6>


Step 4: Once received, look for the beta access key in your Drops Inventory. Or in the Twitch notification.



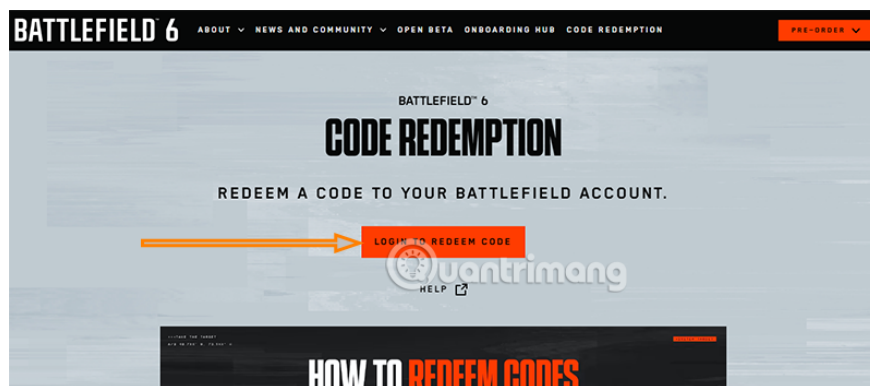
Step 5: Select **Redeem Gift** .



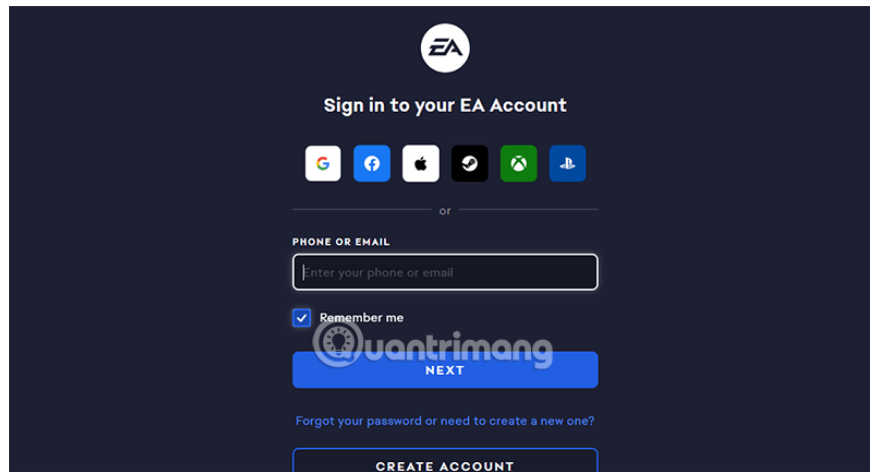
Step 6: Next, copy the code you received, then select **Redeem** next to it to go to the code redemption page.



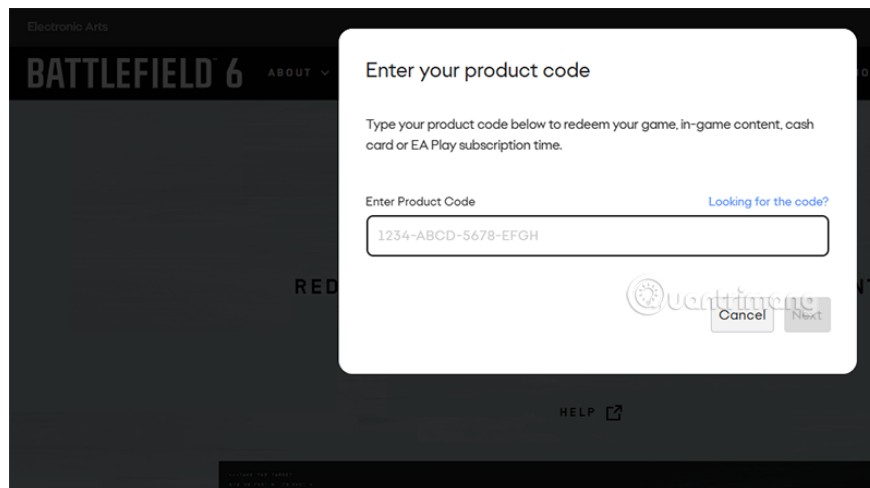
Step 7: Select Login to Redeem Code.



Step 8: Log in to the account you want to experience BF6.



Once you have logged in, select Redeem and enter the Beta code then select Next, follow the next instructions and you can experience BF6 Open Beta.



Players who have joined Battlefield Labs, DICE studio's pre-release feedback program, will be given early access to play the beta from August 7. The same goes for EA Play Pro subscribers.

Battlefield 6 Open beta game modes



Just like the maps, each weekend will have certain game modes. The modes for the first weekend include:

1. Conquest
2. Closed Weapon Conquest
3. Domination
4. King of the Hill
5. Breakthrough

Then, at the end of the second week of the beta, the following modes will be added:

1. Rush
2. Squad Deathmatch

And more (DICE has not announced details yet)

Special note for PC when playing Battlefield 6 beta

A special note if you haven't played a Battlefield game on PC recently: DICE and EA have recently started requiring players to set their computers to Secure Boot mode when playing Battlefield games to prevent cheating, and Battlefield 6 is no exception.

To play the open beta, you'll need to go into your PC's BIOS and enable Secure Boot. Check out our **How to Enable/Disable Secure Boot** article for instructions on how to enable it.

Issues surrounding Early Access

Got an Early Access code but can't get into the game? It's possible that the Early Access queue is too large, which can cause some issues. The Battlefield Comms account on X/Twitter regularly updates when there are known login issues.

The Battlefield Comms account has also compiled a list of known issues for the Open Beta below, in case you can't watch live:

Last updated: August 7, 10:00 AM PT

"The Open Beta represents a game in development; as such, you may experience some performance or gameplay issues as we continue to develop Battlefield 6 ahead of its launch on October 10."



Game character issues:

1. Primary weapon deployment feature is delayed while sprinting.
2. Players cannot ping enemies while using stationary weapons.
3. Sometimes the kill doesn't go through even though it's shown on the HUD.
4. Currently, players cannot ping or detect enemies while in any vehicle.
5. The player switches to first-person perspective if redeployed while driving from a vehicle with an open seat.
6. Rope grabbing and rope sliding animations are in progress.
7. Pressing the weapon attach button repeatedly will cause the player to exit the prone position.
8. Aim assist feature when player is near smoke is in the process of being completed.
9. Players can sink into the ground after reviving teammates.

Weapons and equipment:

1. All barrel attachments have description text that is just a placeholder.
2. All machine guns have description text that is just a placeholder.
3. Some iron sights on weapons are pierced through the camera when firing in ADS mode if customized with certain scopes.
4. The names of the scopes in Loadout are incorrect.

User Interface (UX/UI):

1. The 'Close Map' button does not work when opening the map in game.
2. The ammunition supplier for the soldiers lacks animation.
3. The settings with slider interface elements are a work in progress and will be refined.
4. Out-of-bounds elements (diagonal stripes) for airborne vehicles do not appear on the Capstone overview map.
5. The icon for a spotted vehicle is currently not visible.
6. The goal icons in the Game Mode Widget disappear when selecting another player to leave the server.

7. Missing item pickup reminders on some equipment.
8. The function to assign the crouch key to a key other than C is not working as expected, even if you reassign another key, C will still function as the squat key.



Maps and game modes:

1. Distorted visual effects (VFX) or mirage/water effects may be visible in the Firing Range area on PlayStation 5, Xbox Series X|S, and PC.
2. Capstone lacks some lighting elements, causing areas to be darker than expected.
3. Barbed wire on the Capstone map does not damage or slow players.
4. The zipline does not have the right pattern.

Installation & Functions:

1. Big Map opacity slider in settings not working.
2. The Dual Sense controller's vibration feature currently does not work over Bluetooth.

PS5 Issues:

1. When loading the Open Beta on PlayStation 5, some users may encounter the "ID OptionsModify" screen, this is due to the language not matching the expected Open Beta version.
We recommend the following workaround:
2. Delete your Battlefield Open Beta installation.
3. Delete the Saved Data that came with that installation.
4. Change the console's system language to English.
5. Reinstall Battlefield Open Beta and join the battle.
6. Game Crash Warning:
7. Players may experience a game crash at the startup screen with the message 'D3D12CreateDevice' failed.
8. Can be fixed by Repairing the game.
9. Players may experience game crashes at the startup screen without any errors.

You need to disable Force randomization for images (Mandatory ASLR) system-wide or add an exception to bf6event.exe:

System-wide shutdown (requires PC restart):

Open Windows Security ? App & browser control ? Exploit protection settings ? under System settings, turn off Force randomization for images (Mandatory ASLR). Restart your PC and run the game again.

You finished reading the article "**How to get Battlefield 6 Early Access code and redeem code**" edited by the [TipsMake](#) team. We hope this article has provided you with many useful tech tips and tricks. You can search for similar articles on tips and guides. Thank you for reading and for following us regularly.
