

How to fold snowman with Christmas decoration paper very toxic

A little tricky, a bit of time you could have a snowman to decorate and bring a little warm air during this cold Christmas season.

The snowman is an indispensable symbol of luck in every Christmas season. To decorate your space, in addition to the purchase of ready-made ornaments, you can manually fold snow people with paper to bring luck to family and relatives.


A bit of ingenuity, a bit of time you can bring a little warm air during this cold Christmas season.

Materials you need : paper, scissors, candle scissors, crayons.


How to make snowmen decorate Christmas with simple paper

Print pattern for folding snowmen

To make a snowman with paper you need to download the sample image below, print it out and cut it (the yellow nose, the black hat, the head and the white snow body).



Printed paper cuts the head, nose and hat of handmade snowmen.




The printed pattern cuts the body of the snowman

Fold the head of the snowman

On top of the white paper, you draw eyes, nose, and mouth for the snowman.


After that, fold that piece of paper along the cut lines and then pull back the candle to create a multi-edge shape.



Create a nose for snowmen

You use the cut part to make a nose, fold along the diagonal lines to create a cone with 5 sides and about 4cm long.

Using glue to attach it to the pointed part of the cube used as the head to form the nose for the snowman.



Create body parts for snowmen

Draw 3 black dots on the body to make a snowman's shirt, then fold it into a cube.

Finally, use glue to fix the body and head of the snowman and wear a hat for it. You fold a hat for me (with the printed pattern above) to give the team a stylish look.



With this way of making snow people with paper, you can print samples with many small and big sizes to get beautiful snowmen decorated in many different positions.





You can watch the video below to better understand how to make paper snowmen.

You can also make beautiful Christmas cards with a unique 3D Christmas tree to make gifts for everyone.

TipsMake.com would like to introduce to you a few ways to fold other snowmen simple but also very unique for reference.

You finished reading the article "**How to fold snowman with Christmas decoration paper very toxic**" edited by the [TipsMake](#) team. We hope this article has provided you with many useful tech tips and tricks. You can search for similar articles on tips and guides. Thank you for reading and for following us regularly.