

How to fix Your System is missing OBS Studio installation components runtime

OBS Studio, or OBS Multiplatform, is a live video recording and streaming software, specifically supporting live stream on Facebook computers. And during the installation, there may be some errors such as the message Your System is missing the runtime components that OBS multiplatform requires.

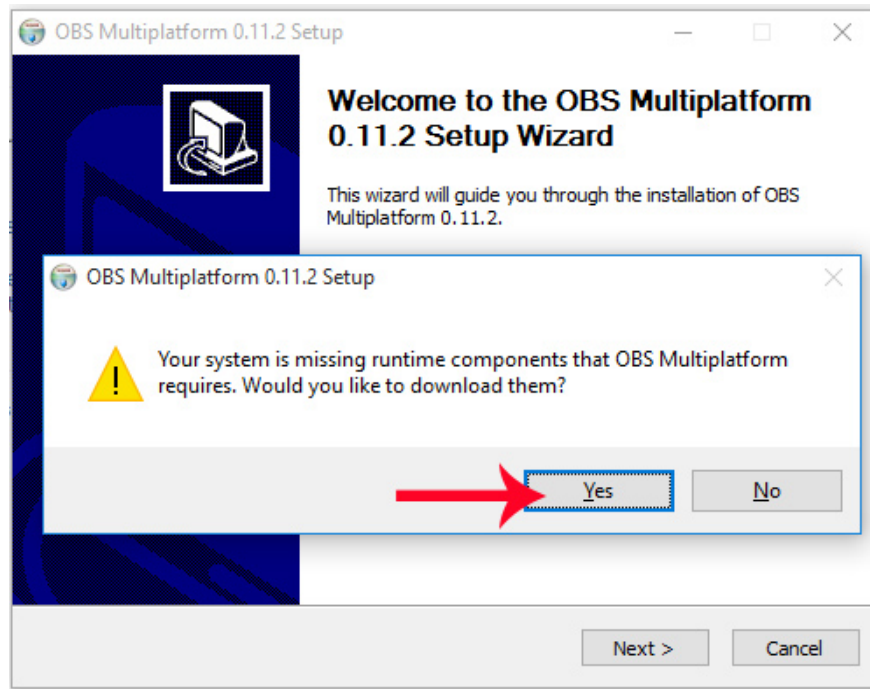
OBS Studio or OBS Multiplatform is a completely rewritten version of Open Broadcaster Software. This tool has the same usage and installation as we used Open Broadcaster Software, which also features live video recording and recording on special computers that support **live stream Facebook on computers** .

And during the **installation** process **as well as setting up OBS Studio** , we will often encounter errors such as black screen when live stream, block pop-up window or notice that Your System is missing runtime components that OBS multiplatform requires. When the above message appears, the installation of OBS Studio will no longer be possible. So how to resolve the above error?

1. Download the Open Broadcaster Software software
2. Download OBS Studio

Step 1:

We will receive an installation error message that occurs on OBS Studio as shown below. First, **click Yes** to continue.



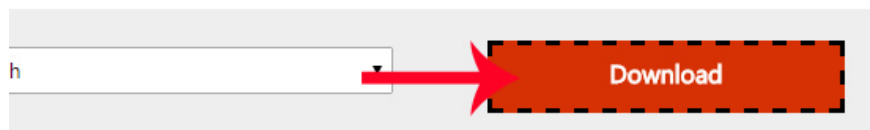
Step 2:

Soon, we will be taken to the website with the link below:

1. <http://www.microsoft.com/en-us/download/details.aspx?id=40784>

At this interface, please click on **Download** .

istributable Packages for Visual Studio 2013

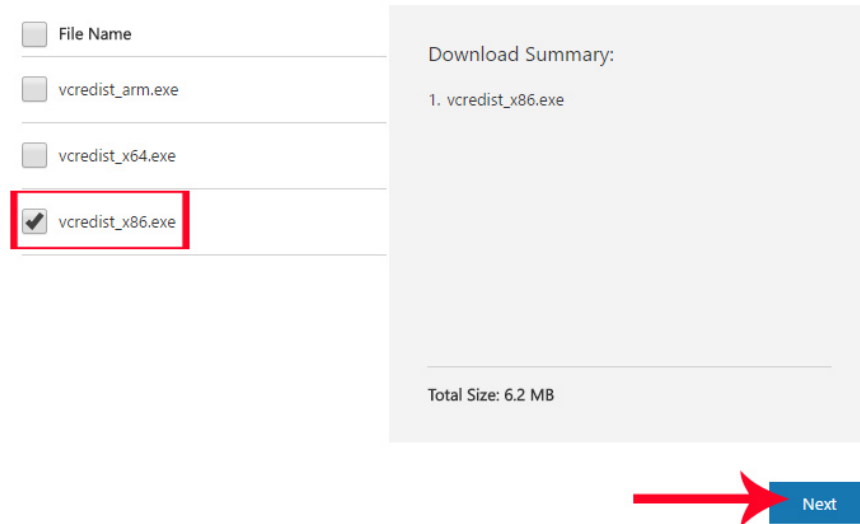


istributable Packages install run-time components that are required
hat are built by using Visual Studio 2013.

Step 3:

Next, the user needs to check **vc redistrib_x86.exe** and click **Next** . Soon, vc redistrib_x86.exe will be downloaded to the computer. The next job is to launch the newly downloaded tool on the computer and reinstall the OBS Studio software.

Note to users , with 32-bit and 64-bit Windows versions, we can use the download link on vcredist_x86.exe.



The installation of OBS Studio software on your computer will sometimes cause some errors. However, these errors also have a simple fix, such as a lack of support packages from Microsoft. You only need to download the Visual Studio utility package and there will be no error messages when installing OBS Studio.

Refer to the following articles:

1. Fix blocking pop-ups when Stream Live Facebook videos on PC
1. How to fix black screen error when live stream on Facebook using Open Broadcaster
1. How to live stream Facebook using the software XSplit Broadcaster

You finished reading the article "**How to fix Your System is missing OBS Studio installation components runtime**" edited by the [TipsMake](#) team. We hope this article has provided you with many useful tech tips and tricks. You can search for similar articles on tips and guides. Thank you for reading and for following us regularly.