

How to fix widgets not working on Windows 11

While using widgets on Windows 11, you may encounter some errors that prevent you from using them. The following article will guide you through fixing the error of widgets not working on Windows 11.

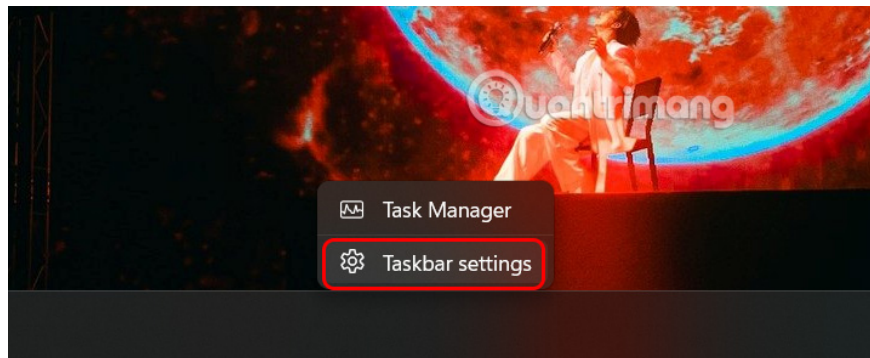
Widgets on Windows 11 extend more features on the computer, enhancing the user experience. However, in the process of using widgets on Windows 11, there may be some errors that prevent you from activating them for use. The following article will guide you to fix the error of widgets not working on Windows 11.

Enable the Utility

If you can't find the widgets panel on the taskbar, you may have disabled it.

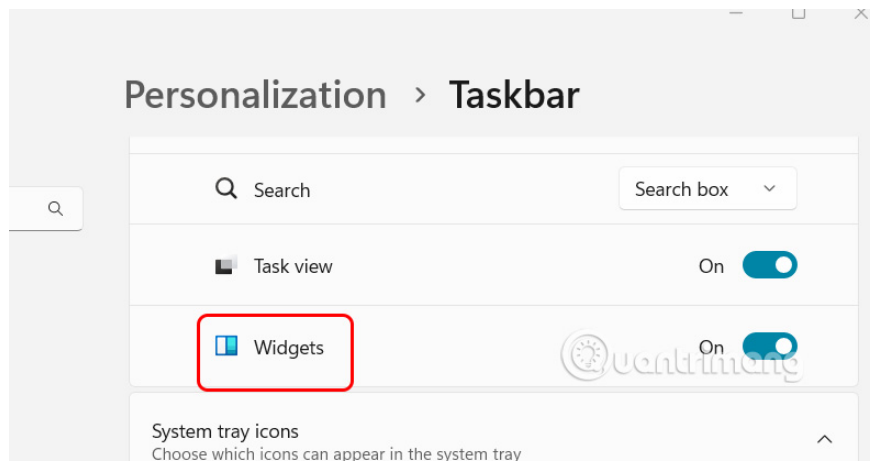
Step 1:

Right-click **on the Taskbar** , then **select Taskbar settings** to access.



Step 2:

Switching to the new settings interface, users need to **enable Widgets** to activate the widget bar on the Taskbar on Windows 11.

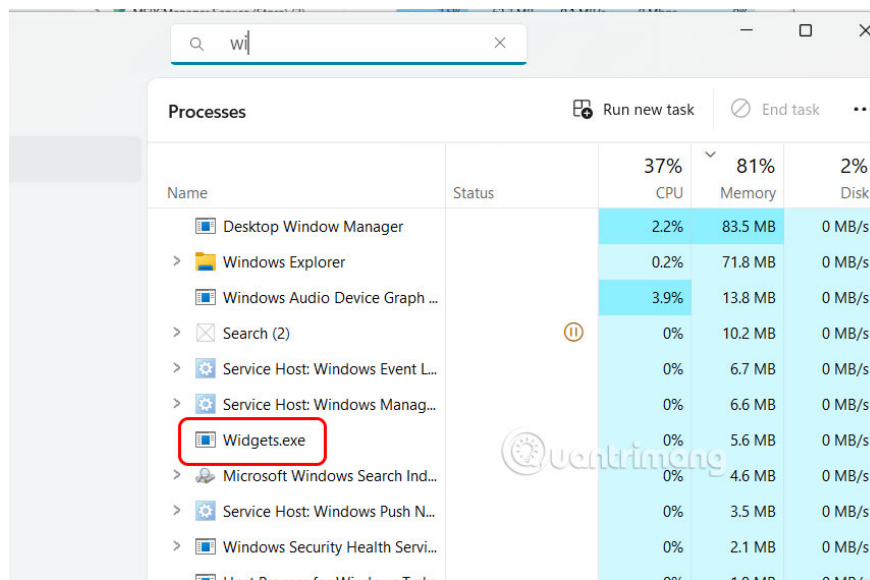


Restart widgets on Windows 11

If the Windows 11 toolbar appears blank or doesn't load properly, try restarting to use it.

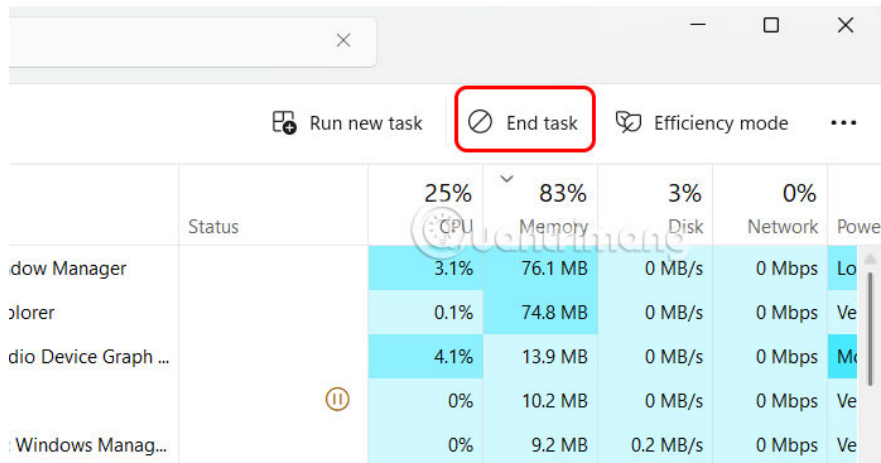
Step 1:

Press **Ctrl + Shift + Esc** to open **Task Manager** on Windows. Then, click on **the Processes tab** and find **Widgets** in the list displayed below.



Step 2:

Now click on Widgets and then **click End task** to stop and restart the widgets program.

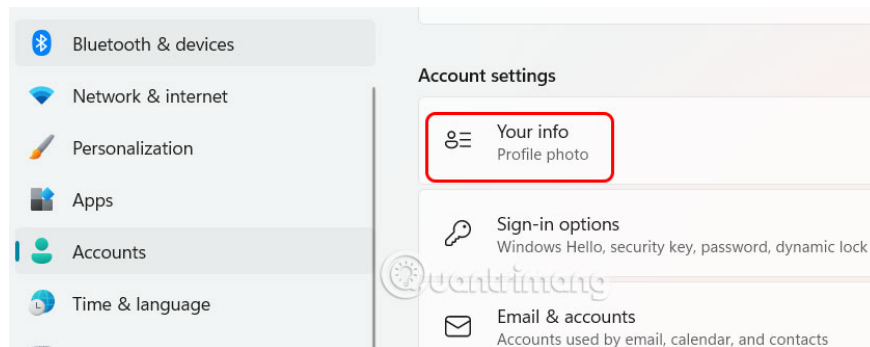


Sign in with Microsoft account

The Windows widget management interface uses your Microsoft account to display calendar, weather, relevant news, etc., so this interface will not work if you log in with a local account on your PC. So you need to log in with a Microsoft account on your computer.

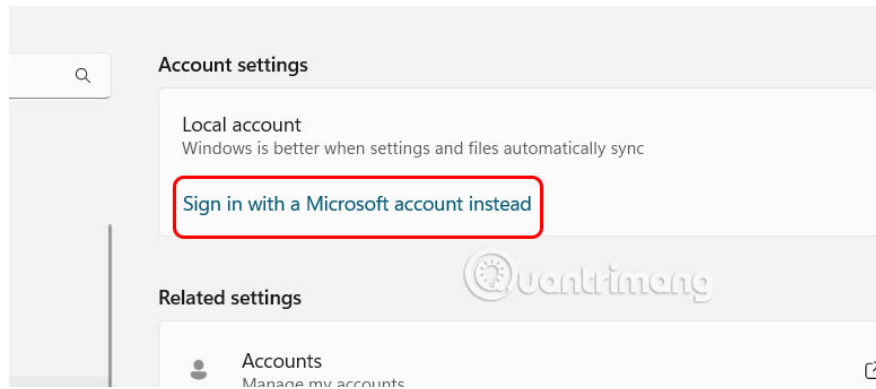
Step 1:

Press **Windows + I** to open **Settings** and select **Accounts > Your info** .



Step 2:

Next, the user clicks on **Sign in with a Microsoft account instead** to proceed to log in to your Microsoft account.



Install Microsoft Edge WebView2

Microsoft Edge WebView2 is a component of Windows 11 that embeds web content into native desktop apps, including widgets. If your Windows 11 widget is broken, install Microsoft Edge WebView2. After installation, restart your PC and try using the widget again.

1. Download Microsoft Edge WebView2

You finished reading the article "**How to fix widgets not working on Windows 11**" edited by the [TipsMake](#) team. We hope this article has provided you with many useful tech tips and tricks. You can search for similar articles on tips and guides. Thank you for reading and for following us regularly.