

# How to fix Vietnamese typing errors in Word, Excel

Vietnamese typing error on Word or Excel, not typing Vietnamese accents will make it difficult for users to enter content or edit drafted content.

In the process of importing content or handling the content of Word, Excel, users will encounter a lot of errors including Vietnamese typing errors, Vietnamese typing without accents. This error occurs so users cannot enter text, data tables, or edit content. The cause of Vietnamese error on Word, Excel has many. The following article will summarize some common reasons, how to fix errors that cannot type Vietnamese accents on Word, Excel.

1. How to fix errors cannot type Vietnamese for Windows folder
2. How to fix Vietnamese typing error on Skype
3. How to turn off spell-checking spelling corrections in Vietnamese on Chrome

## Instructions for fixing errors do not type Vietnamese on Word

### 1. Error due to Vietnamese typing tools

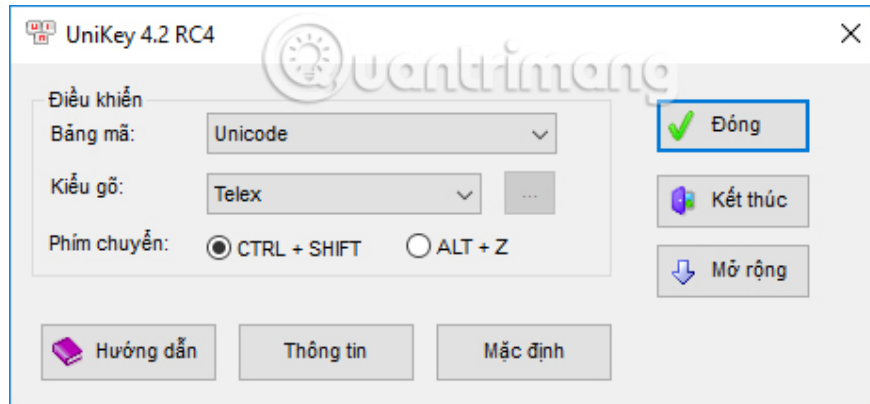
When Vietnamese typing errors occur in Word or any software on the computer, we will think of the error from Vietnamese typing tools on the computer. Here I will apply with Unikey tool.

First of all, check if the tool is in **Vietnamese typing mode with the V symbol** . If you are in letter E, switch to V-mode.



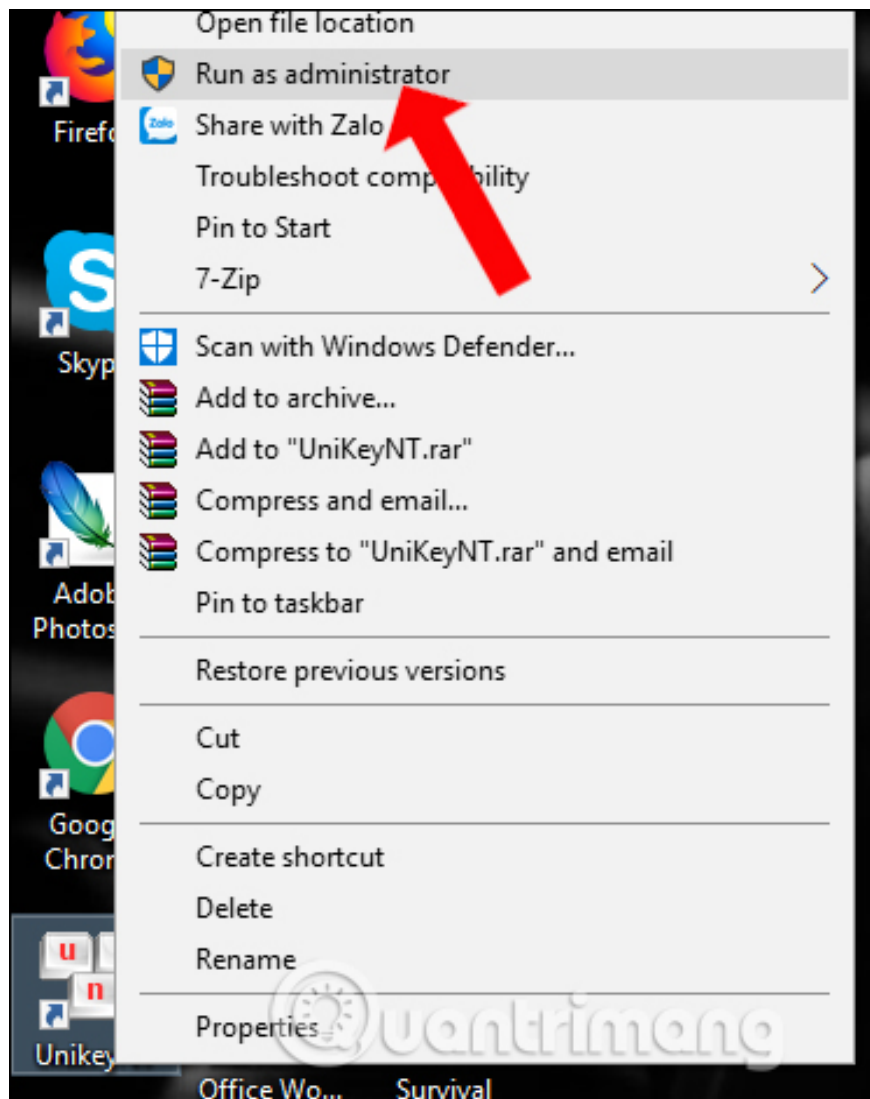
Then check to **Code and type on Unikey** . Choose the correct Telex or VNI input method, select the correct encoding and font respectively. For example, the Unicode encoded table uses Arial, Time News Roman fonts .

### 1. Encoding of Vietnamese typing methods Telex, VNI and VIQR on UniKey



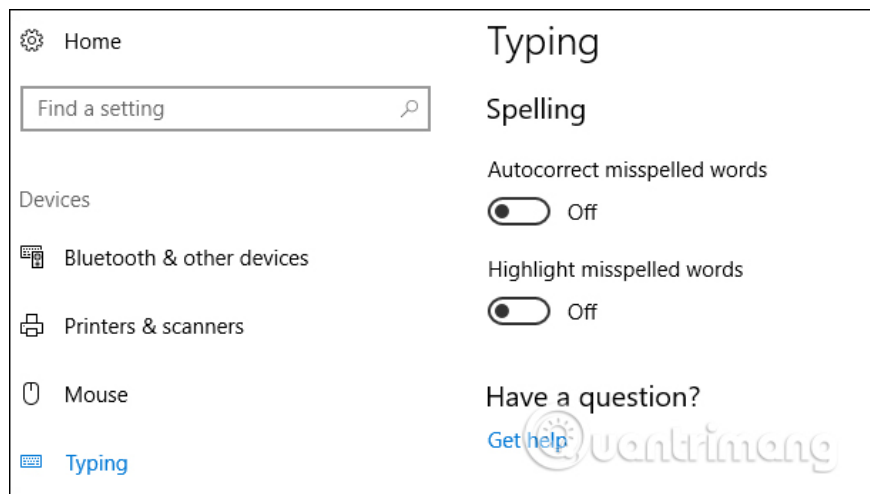
If you have not typed Vietnamese in Word, either exit the Unikey session completely and then right-click the external tool icon, select **Run as Administrator** , to run as Admin.

If you are using an old version of Unikey, it may cause Vietnamese typing errors on Word. Download the new version of Unikey to use.



## 2. Error of Windows Auto correct

If you turn on the Auto correct feature available on Windows, it will automatically correct errors when entering content, causing an error when typing Vietnamese. Please enter the search bar on the computer with the keyword Typing settings. Then switch to **Off mode** at **Autocorrect misspelled words** and **Hightlight misspelled words** .



In addition, there are some reasons for Vietnamese typing error such as computer virus, you have not downloaded the font set for computer, conflict between Vietnamese keyboards when you open 2 keyboards at the same time. If so, just download the Vietnamese font set for your computer and use only one Vietnamese typing tool.

Vietnamese typing error is just one of the basic errors in Word. We can also encounter some errors such as losing words, Word error words jumping, or word sticking errors on Word, . When you encounter errors related to entering content, first check again Vietnamese typing tool on computer.

See more:

1. Instructions for setting the default font in Microsoft Word
2. How to convert font code with Unikey
3. 2 simple ways to install Google Fonts on Windows 10

Hope this article is useful to you!

You finished reading the article "**How to fix Vietnamese typing errors in Word, Excel**" edited by the [TipsMake](#) team. We hope this article has provided you with many useful tech tips and tricks. You can search for similar articles on tips and guides. Thank you for reading and for following us regularly.