

How to fix Vietnamese typing errors in Word and Excel - Unable to type accented characters.

Typing errors in Vietnamese on Word or Excel, such as the inability to type Vietnamese diacritics, can cause users difficulties in entering or processing document content.

During the process of entering or processing content in Word and Excel, users often encounter various errors, including the inability to type Vietnamese characters with diacritics. This error prevents users from entering text, data tables, or editing content. There are many reasons for this Vietnamese typing error in Word and Excel. This article will summarize some common causes and solutions for the inability to type Vietnamese characters with diacritics in Word and Excel.

1. How to fix the issue of not being able to type Vietnamese characters in Windows folders.
2. How to fix Vietnamese typing errors on Skype
3. How to turn off spell check to correct Vietnamese typing errors on Chrome.

Instructions on how to fix the issue of not being able to type Vietnamese in Word.

1. Error caused by the Vietnamese typing tool.

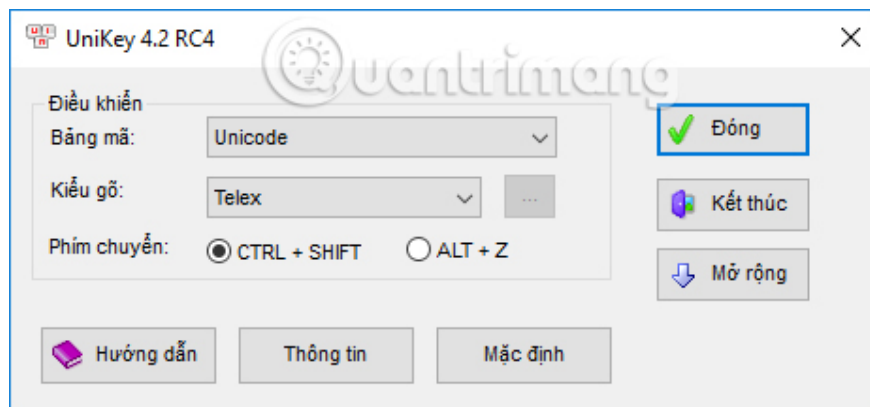
When typing Vietnamese errors occur in Word or any other software on a computer, we immediately think of errors in the Vietnamese typing tool on the computer. Here, I will apply this to the Unikey tool.

First, check if your tool is in **Vietnamese typing mode, indicated by the letter V**. If it's currently set to E, switch to V mode.



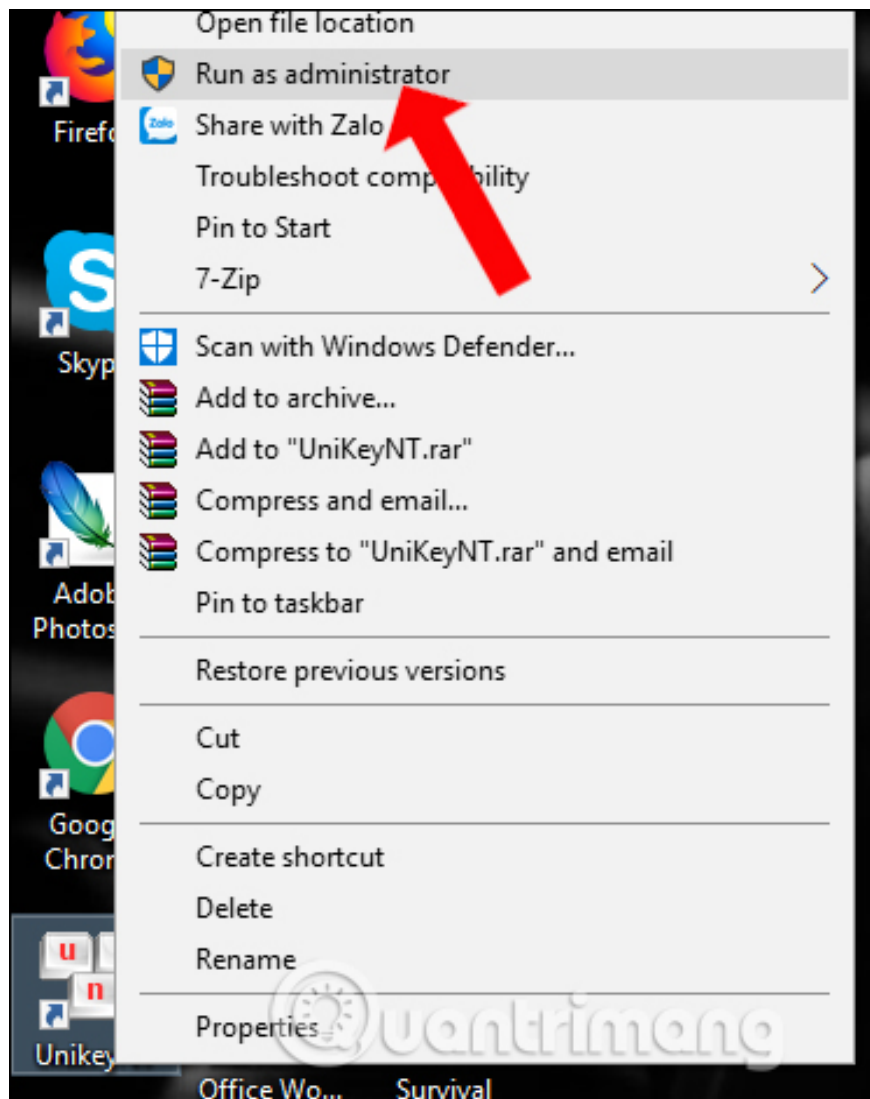
Next, check the **character encoding and typing style in Unikey** . Select the correct Telex or VNI typing style, and choose the corresponding character encoding and font. For example, for the Unicode composite character set, use fonts like Arial, Time News Roman, etc.

1. Character encoding for Vietnamese input methods Telex, VNI, and VIQR on UniKey.



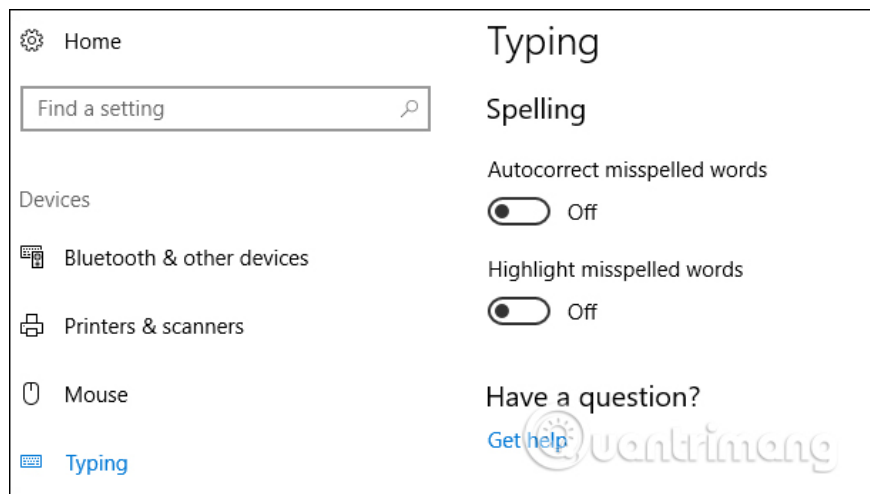
If you are still unable to type Vietnamese in Word, completely close your Unikey session, then right-click on the tool icon on the desktop and select "**Run as Administrator**" to run it with administrator privileges.

If you are using an older version of Unikey, it may also cause Vietnamese typing errors in Word. Please download the latest version of Unikey.



2. Windows AutoCorrect Error

If you enable the built-in AutoCorrect feature on Windows, it will automatically correct typing errors, causing problems when typing Vietnamese. To fix this, type "Typing settings" into the search bar. Then, switch both "Autocorrect misspelled words" and "Highlight misspelled words" to "Off" .



Additionally, there are several reasons for Vietnamese typing errors, such as a computer virus, not having downloaded the correct font set, or conflicts between Vietnamese input methods when using two simultaneously. In such cases, simply download the correct Vietnamese font set and use only one Vietnamese typing tool.

Typing errors in Vietnamese are just one of the basic problems in Word. We can also encounter other errors such as missing characters, spacing issues, or characters sticking together, etc. When encountering errors related to content input, first check your Vietnamese typing tool on your computer.

See more:

1. Instructions on setting the default font in Microsoft Word
2. How to convert font encoding with Unikey
3. 2 simple ways to install Google Fonts on Windows 10

I hope this article is helpful to you!

You finished reading the article "**How to fix Vietnamese typing errors in Word and Excel - Unable to type accented characters.**" edited by the [TipsMake](#) team. We hope this article has provided you with many useful tech tips and tricks. You can search for similar articles on tips and guides. Thank you for reading and for following us regularly.