

How to fix Vietnamese error when opening CSV file in Excel

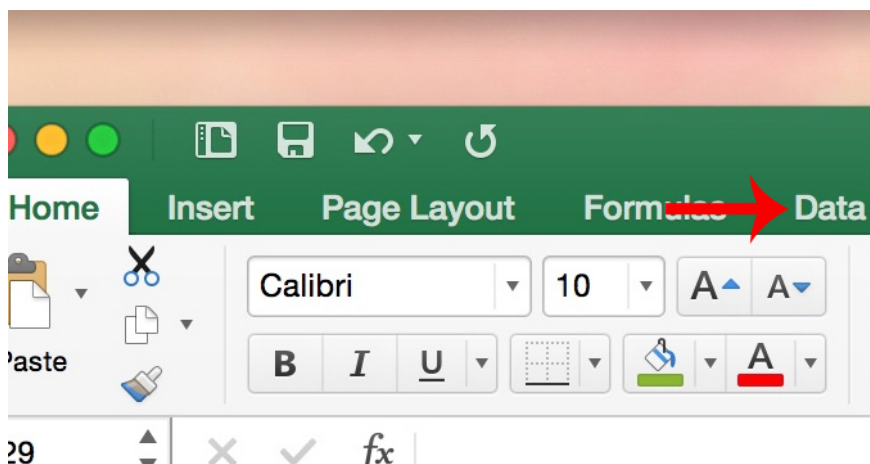
When converting Excel file data into a CSV file, you often encounter errors that do not display Vietnamese fonts. This will undoubtedly have a small impact on your work. So how to fix the Excel file error when converting to CSV.

In the process of working with Excel data files, due to the need to export or import data in the database, you often have to convert Excel content into a CSV file. However, a common situation is that Vietnamese fonts will be corrupted, because the open file does not use UTF-8 encoding. So how can I fix the Excel font error when you convert to a CSV file?

The workaround of this problem is that you will use the import data feature available in Excel. We will not need to install any other application or fix software. You can apply for both Excel and Windows versions. The following article will work with Excel on Mac.

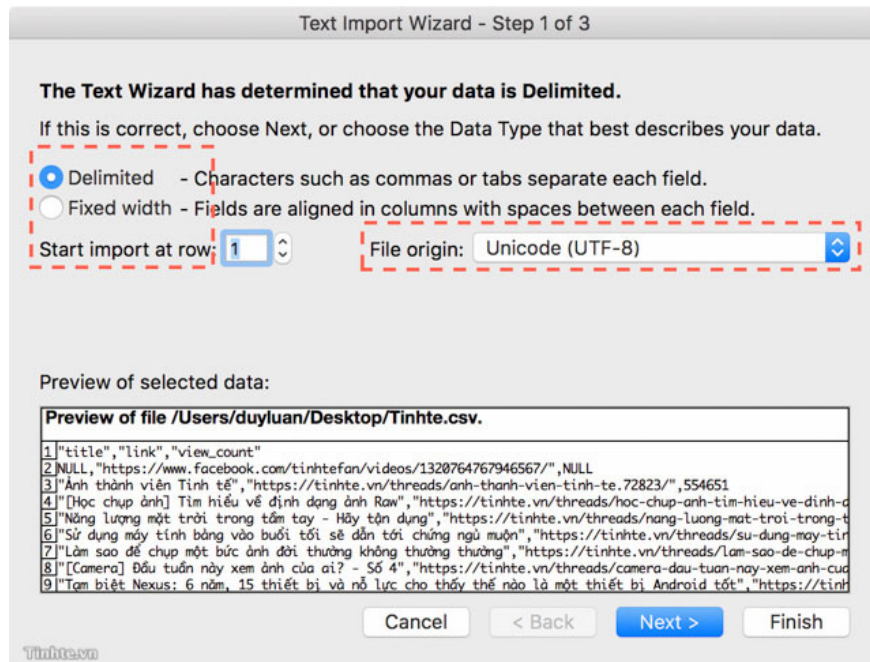
Step 1:

You open the Excel file on your computer. At the main interface, we will switch to the **Data tab** .



Step 2:

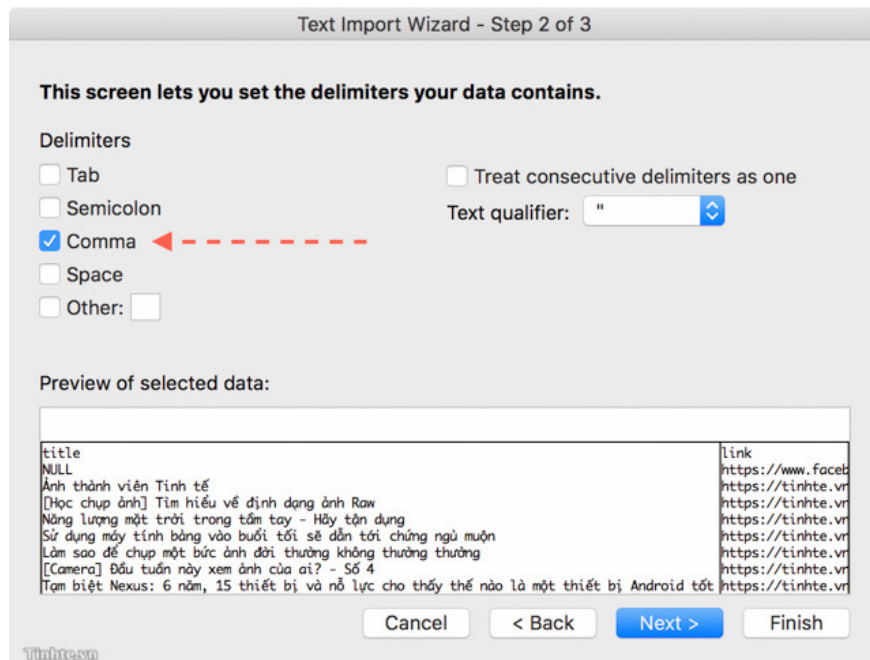
Next we will click Import data from text file. Soon the **Text Import Wizard** dialog box appears. We look down at the items below, you will select the **Delimited** partition. Next to the **File origin** section is **UTF-8** . Click **Next** to proceed to the next step.



Step 3:

In the new **Delimiters** dialog box interface, readers will uncheck the Tab option and check the **Comma option** . This will set up in Excel with the case of comma separated files that will separate the column.

Finally, click Next at the bottom of the interface, select the cell to display data or leave it as default and **click OK** to save the changes.



Above is how to fix Vietnamese font error when we open CSV file in Excel. After editing, we will not see an error as before. Pretty fast and simple when using the Excel file right away ?!

Refer to the following articles:

1. How to set the default font and font size on Excel
1. 10 ways to recover corrupted Excel files
1. Summary of expensive shortcuts in Microsoft Excel

I wish you all success!

You finished reading the article "**How to fix Vietnamese error when opening CSV file in Excel**" edited by the [TipsMake](#) team. We hope this article has provided you with many useful tech tips and tricks. You can search for similar articles on tips and guides. Thank you for reading and for following us regularly.