

How to fix There Are Currently No Power Options Available Windows error

The error message 'There are currently no power options available' when the power button is pressed is frustrating.

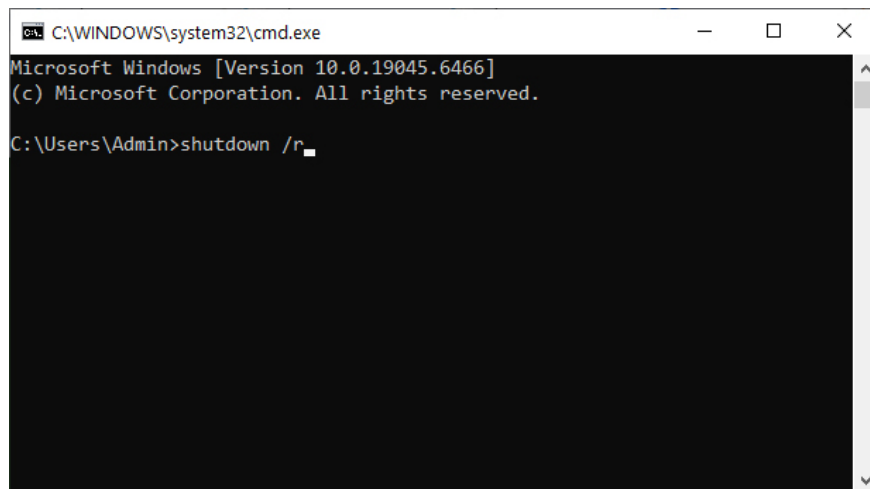
The "There are currently no power options available" error message when pressing the power button is frustrating. It means that some software or application has temporarily restricted your access to your computer's power options. Here are a few ways to fix this error.

Method 1: Uninstall the faulty software.

Some of the software you're using that locks your computer might be the reason you can't select power sources, such as LockDown Browser.

Uninstall the program from your computer and then restart your computer.

Press the Win + R key combination, type cmd and press Enter. **Enter the command shutdown /r** and press Enter to execute.



```
C:\WINDOWS\system32\cmd.exe
Microsoft Windows [Version 10.0.19045.6466]
(c) Microsoft Corporation. All rights reserved.

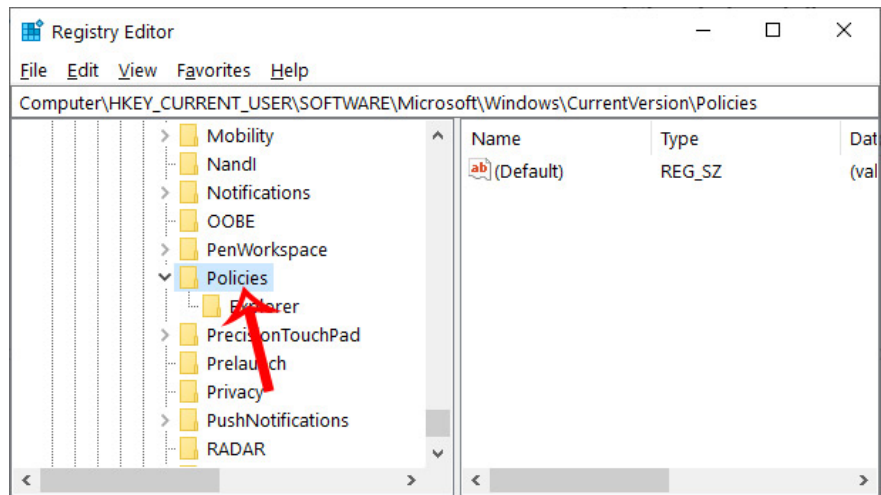
C:\Users\Admin>shutdown /r
```

Method 2: Edit the Windows Registry

Step 1:

Type "**regedit**" into the **search bar** and click on the result to access it. Then, navigate to the following link.

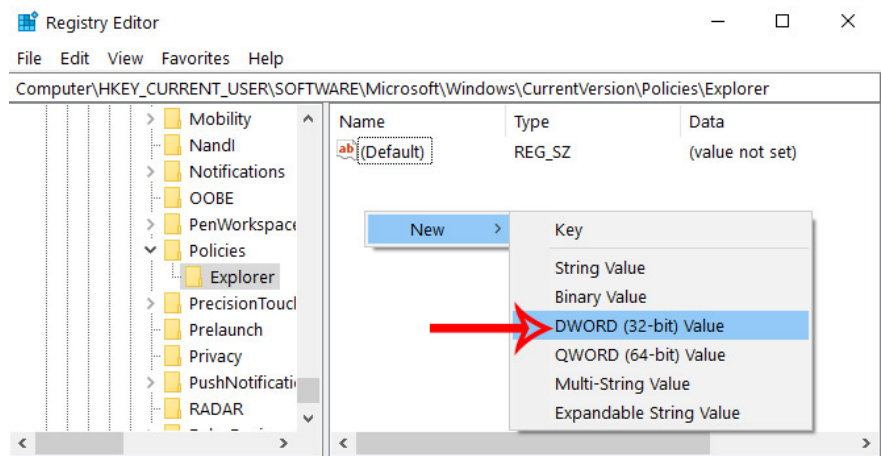
HKEY_CURRENT_USER\Software\Microsoft\Windows\CurrentVersion\Policies



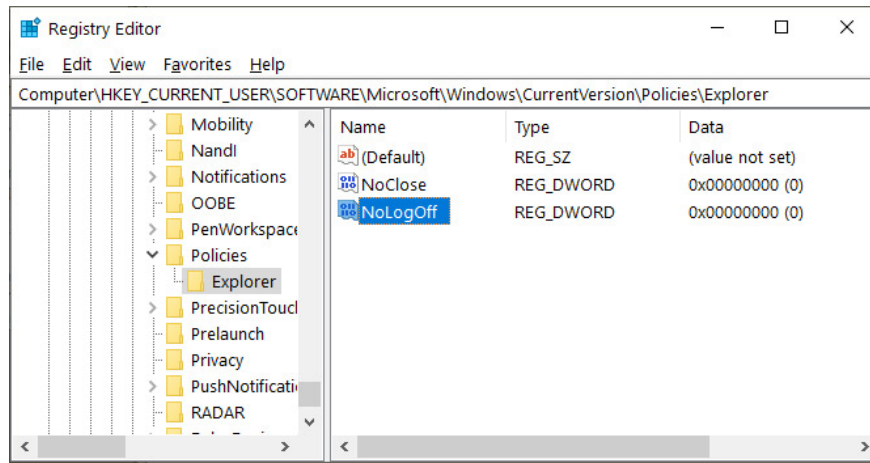
Step 2:

Click on the **Explorer** key below, then look to the right, **right-click on the white area** and select **New > DWORD (32-bit) Value**.

Name this value **NoClose**, and it's already set to **0** by default, so you don't need to change it.



Right-click again, select **New > DWORD (32-bit) Value**, and name the value **NoLogOff**. The default value is **0**, so you don't need to change it.



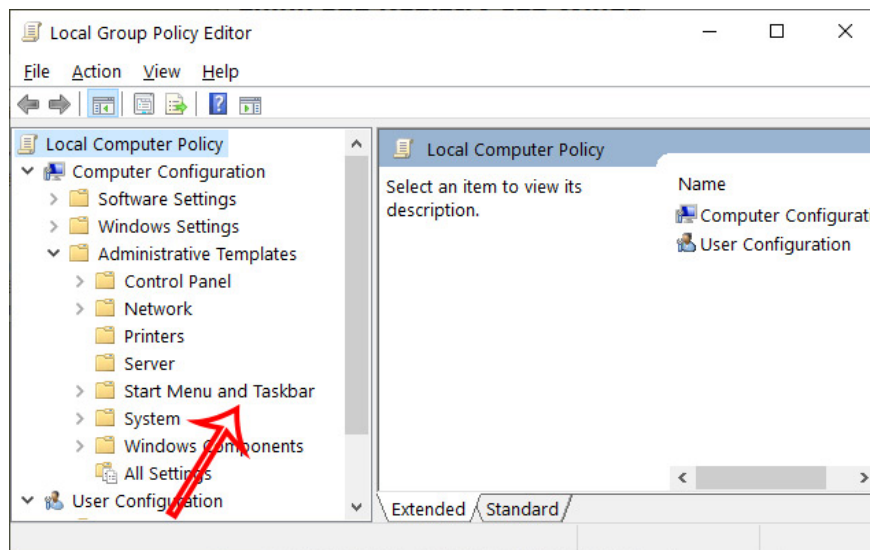
Press the Win + R key combination again, type cmd and press Enter. In the Command Prompt window, type shutdown /r and press Enter to restart the computer.

Method 3: Using the Local Group Policy Editor

Step 1:

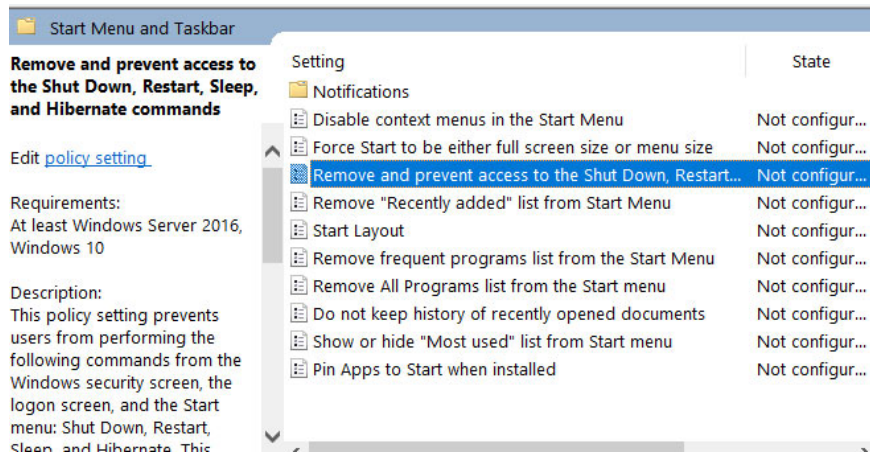
We type **gpedit.msc** into the search bar and press Enter to access it. Then, you can access it via the link below.

User Configuration > Administrative Templates > Start Menu and Taskbar

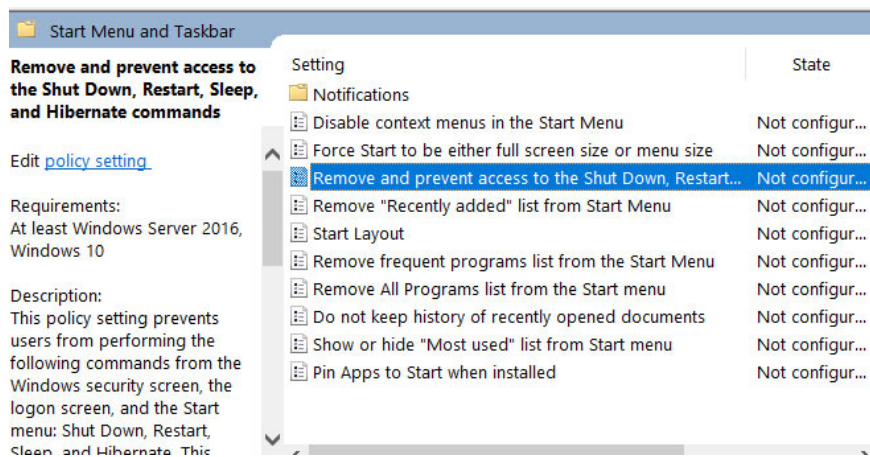


Step 2:

Look to the right and **double-click on Remove and prevent access to the Shut Down, Restart, Sleep, and Hibernate commands** .



Now, check the Disabled box and click Apply . Finally, restart your computer using the command ``shutdown /r``.



Method 4: Restore the power plan

You may have misconfigured your computer's power management settings, so try restoring them to default.

We search for **Command Prompt** and select **Run as administrator** . Then enter the command below.

```
powercfg -restoredefaultschemes
```

Method 5: Use the troubleshooter.

You can also search for **Command Prompt** and select **Run as administrator** . Type `msdt.exe -id PowerDiagnostic` and press Enter.

This will launch the power troubleshooting tool for you to follow.

You finished reading the article "**How to fix There Are Currently No Power Options Available Windows error**" edited by the [TipsMake](#) team. We hope this article has provided you with many useful tech tips and tricks. You can search for similar articles on tips and guides. Thank you for reading and for following us regularly.

