

How to fix the jammed error switch gun on PUBG

When changing a gun or a vehicle position in PUBG, gamers often use numeric keys to quickly manipulate. However, many gamers encounter a situation of stuck buttons.

Instead of using the mouse button, the shortcut on PUBG will be preferred to use. In the operation of changing guns or position on the car, gamers will use the number keys to change quickly, perform quick manipulation. However, it will not be rare for the situation to be stuck, which will lead to the inability to change the gun, or the sitting position.

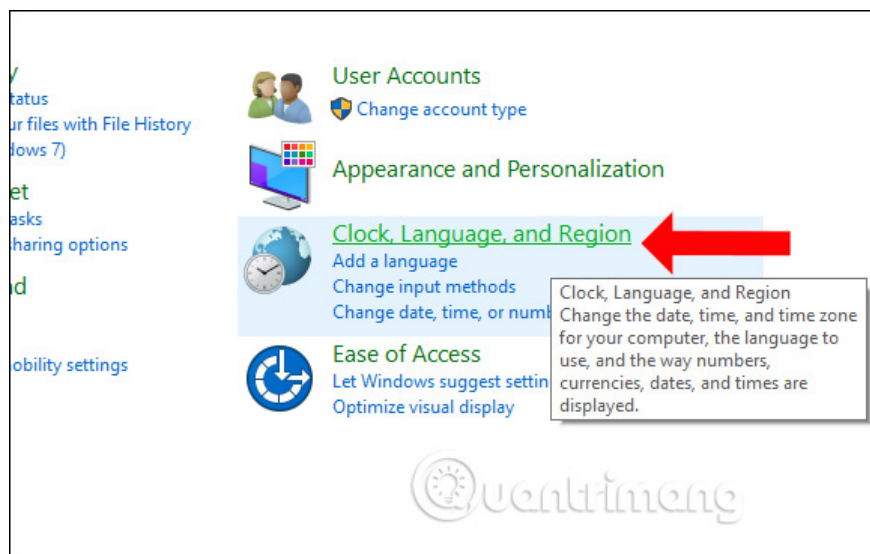
This error is caused by a conflict between Vietnamese input methods on the system and an additional input keyboard such as Unikey. To fix it quickly, press Alt + Shift, but it will take quite a while. If so you can refer to the article below to fix the button stuck thoroughly on PUBG.

1. How to fix Bluestacks blue screen error when playing games
2. How to fix PUBG Mobile error with gray screen
3. How to fix Xigncode error on FIFA Online 4

Instructions to correct the change of gun on PUBG

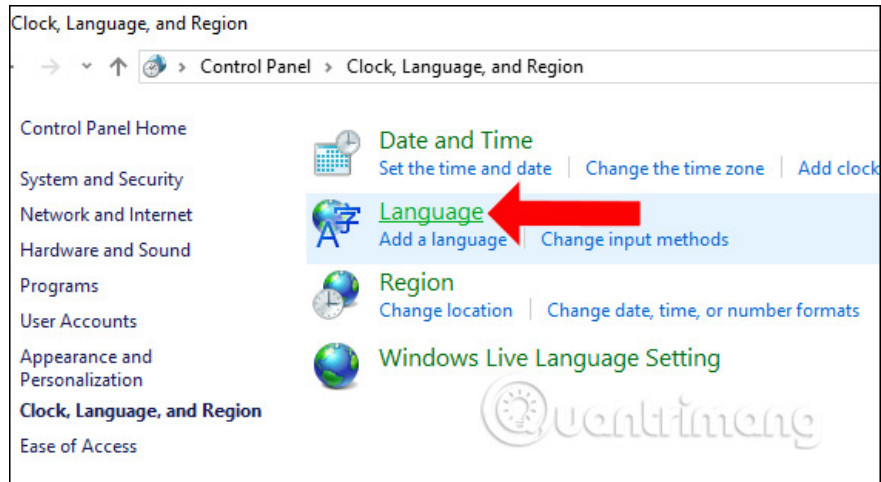
Step 1:

You open Control Panel on the computer and then click the **Clock, Language, and Region** item.



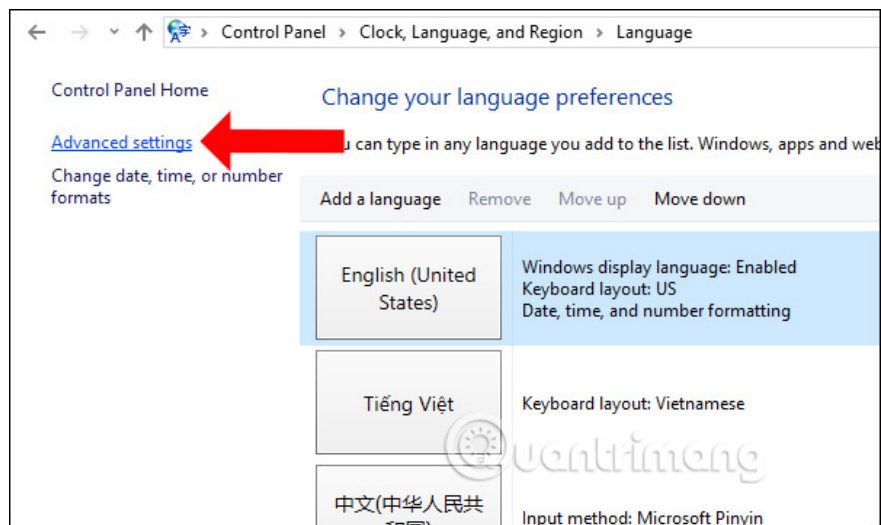
Step 2:

At this interface, click on **Language** .



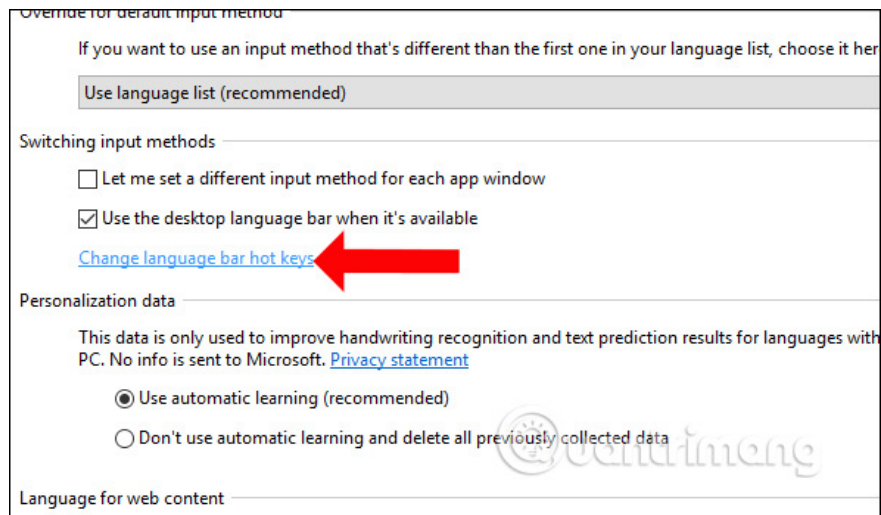
Step 3:

Continue to click on **Advanced Settings** in the leftmost corner.



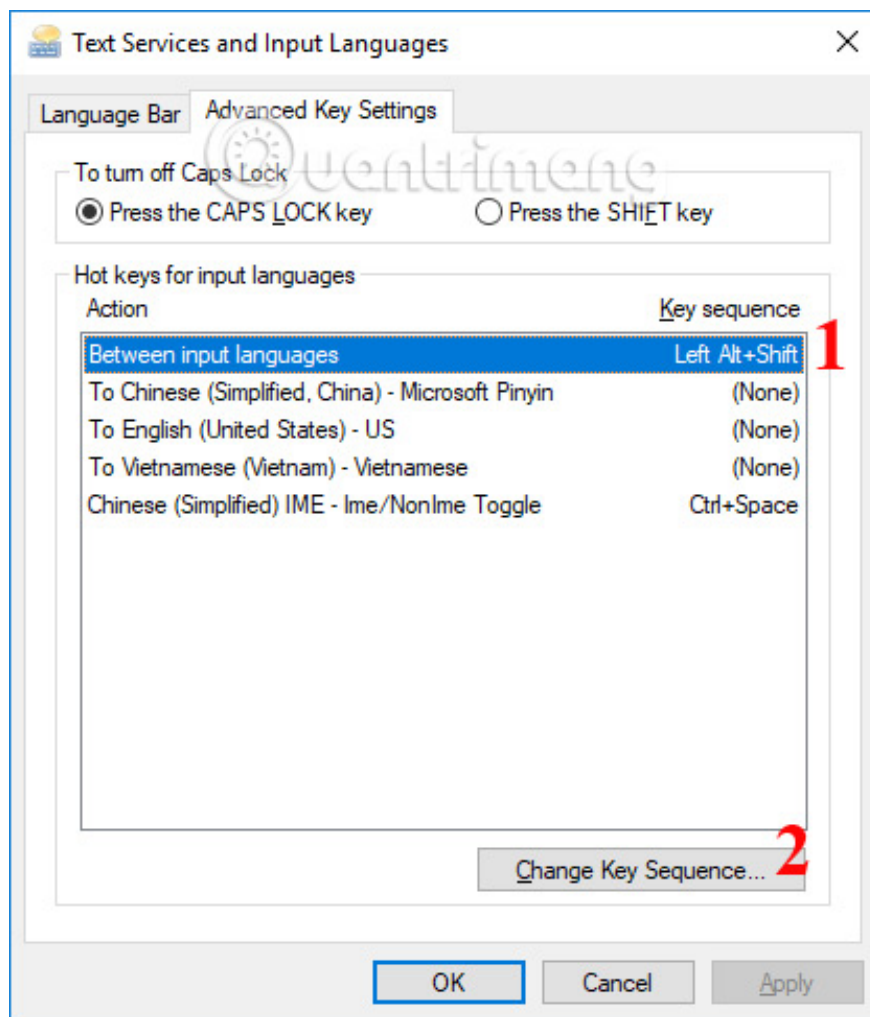
Step 4:

In the Advanced Settings section, please click on the **Change Language bar hot keys text** below.



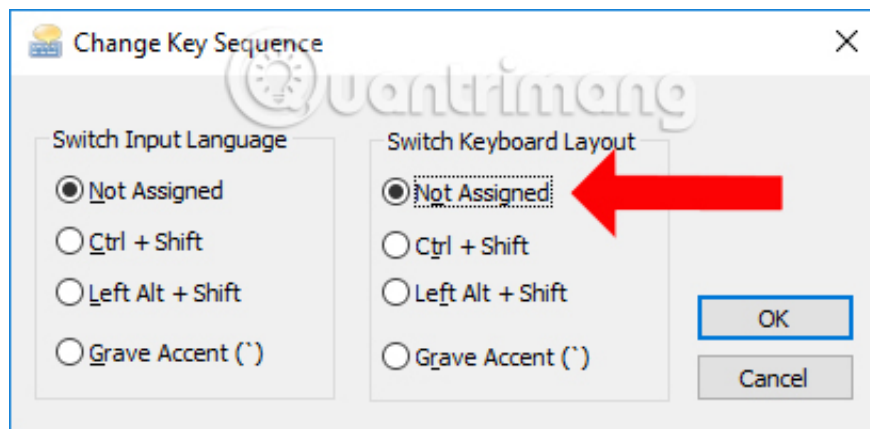
Step 5:

A new window will appear, check the box **for Between input languages** and then select **Change Key Sequence** below.

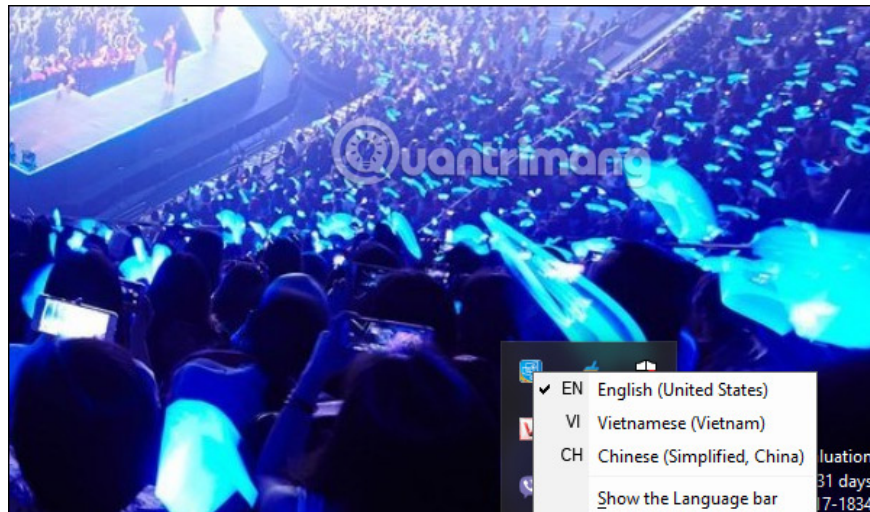


Step 6:

At the Change Key Sequence dialog box, select **Not Assigned** in both Switch Input Language and Switch Keyboard Layout columns. Then click OK to save the changes.



Finally, you need to check the keyboard mode on the computer that is English EN.



So you have steps to fix keystrokes when changing guns or sitting on PUBG. While playing if you get this error, just use Alt + Shift key combination to fix it quickly, then follow the above steps to completely fix this error.

See more:

1. PlayerUnknown's Battlegrounds keyboard shortcut
2. How to fix home load in PlayerUnknown's Battlegrounds
3. Shortcuts control the Rules of Survival game

I wish you all success!

You finished reading the article "**How to fix the jammed error switch gun on PUBG**" edited by the [TipsMake](#) team. We hope this article has provided you with many useful tech tips and tricks. You can search for similar articles on tips and guides. Thank you for reading and for following us regularly.