

How to fix the error that the computer cannot read the PDF file

One of the common errors users encounter when using PDF files is that they cannot open and the computer cannot read the PDF file.

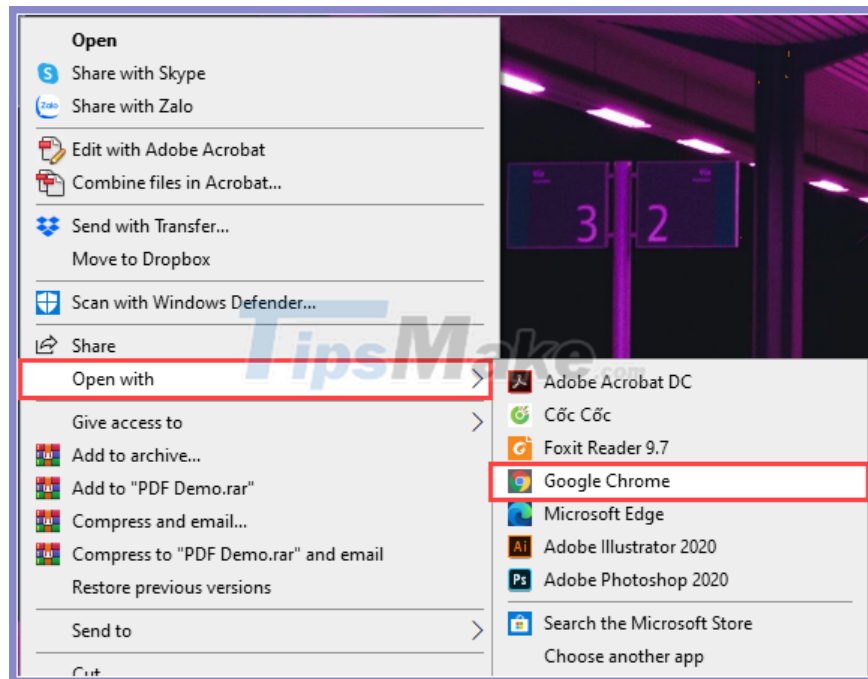
Although the PDF format is supported and edited by many applications, they are still not immune to blunders. One of the common errors users encounter when using PDF files is that they cannot open and the computer cannot read the PDF file. In this article, TipsMake will guide you how to fix PDF files that cannot be read by the computer.

The cause of not opening the PDF file comes from many reasons, but to be specific, you must try and test through many different software. So we will find a simpler way, which is to use software that supports PDF format to try to open the file.

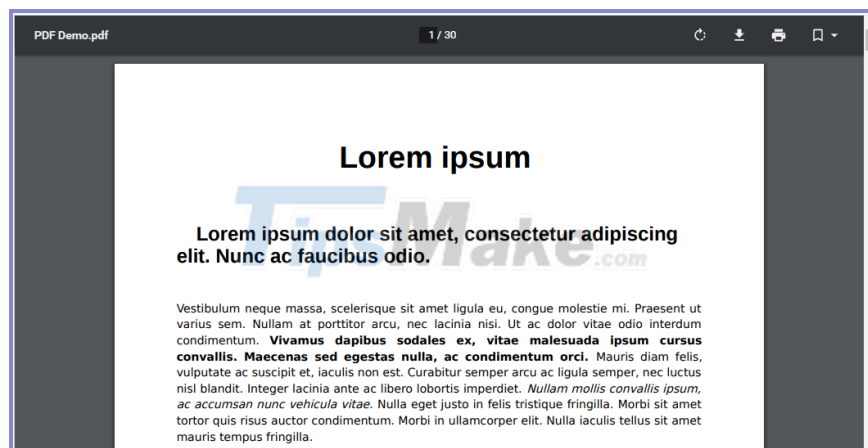
1. How to open PDF files using Google Chrome

Google Chrome is currently one of the most used browsers, and almost every computer has Google Chrome. Google Chrome browser supports you to view PDF files quickly, but they do not support editing.

To open PDF files with Google Chrome, you need to **Right-click on the PDF file** and choose **Open With -> Google Chrome** .



The entire content of the PDF file will be opened through Google Chrome, you can track the content here.

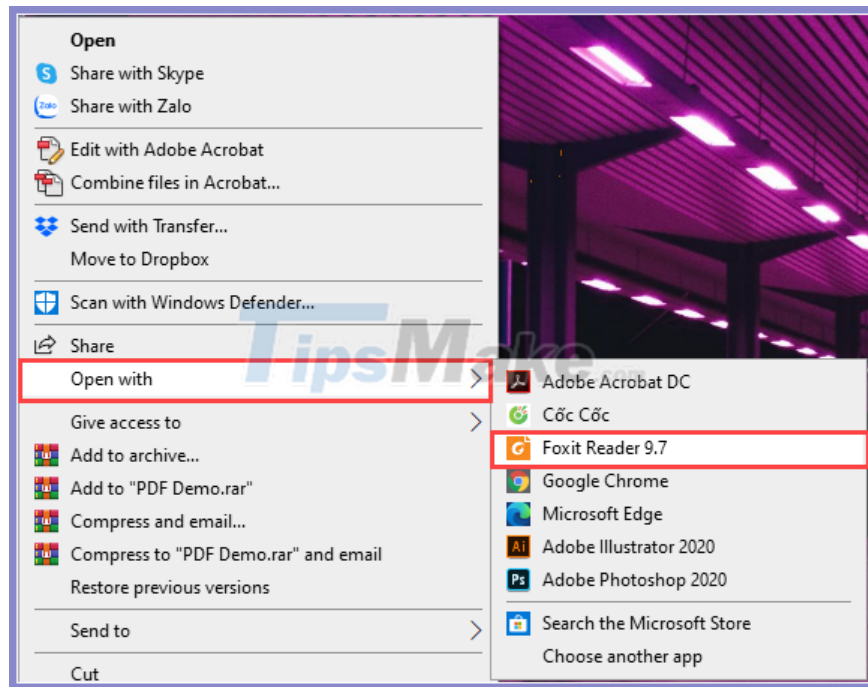


2. How to open a PDF file with Foxit Reader

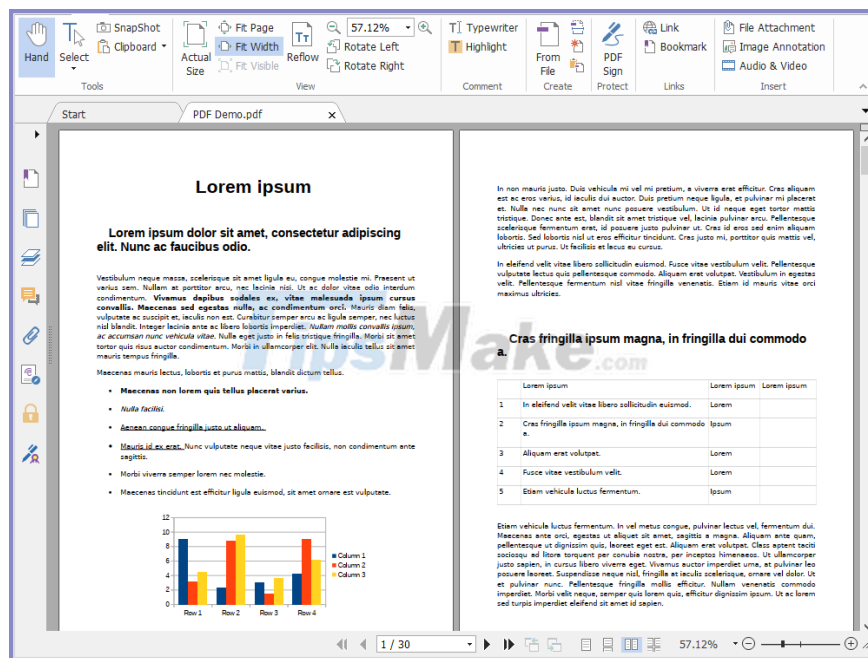
If you often have to use PDF documents, perhaps Foxit Reader will be your perfect choice. This is the most effective tool for reading and viewing PDF files on the computer today.

Visit Foxit Reader Home page [here](#)

To open a PDF file with Foxit Reader, **right-click the PDF file** and choose **Open With -> Foxit Reader** .



Foxit Reader supports users to view PDF files quickly and effectively. Besides, the toolkit also supports you to quickly change some information of PDF files.



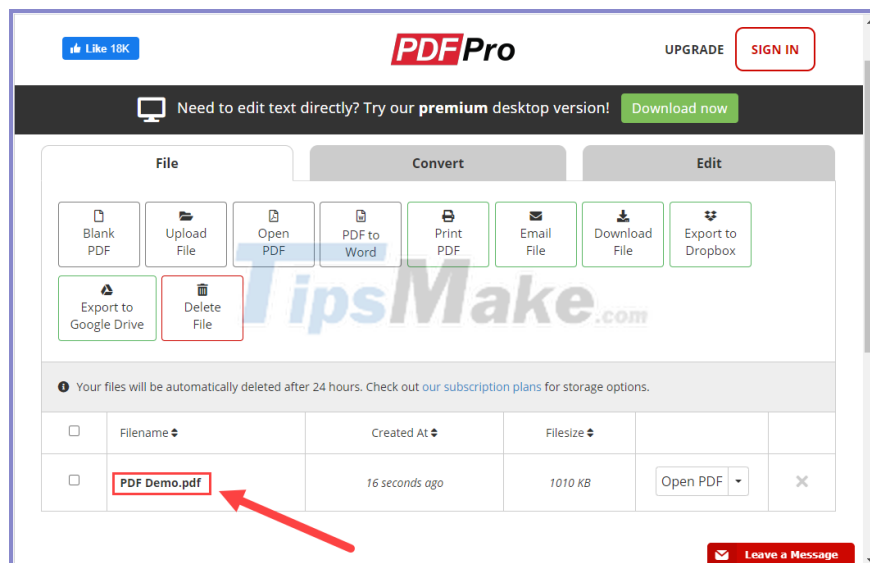
3. How to open PDF Online files

In today's modern life, the Internet is always available everywhere and it is the tool for us to use online software. Not only can software downloaded to your computer can view PDF files, but online software is similar and sometimes more.

Step 1: Go to the home page of PDF Pro [here](#) and click **Click to Upload PDF** to download the PDF file to read to the system.



Step 2: At the main interface of PDF Pro, select the PDF file you just uploaded to the system for online viewing.



Step 3: In PDF Pro's online PDF reading feature, you can also choose the tools provided to edit, change properties, .



Have a nice day!

You finished reading the article "**How to fix the error that the computer cannot read the PDF file**" edited by the [TipsMake](#) team. We hope this article has provided you with many useful tech tips and tricks. You can search for similar articles on tips and guides. Thank you for reading and for following us regularly.