

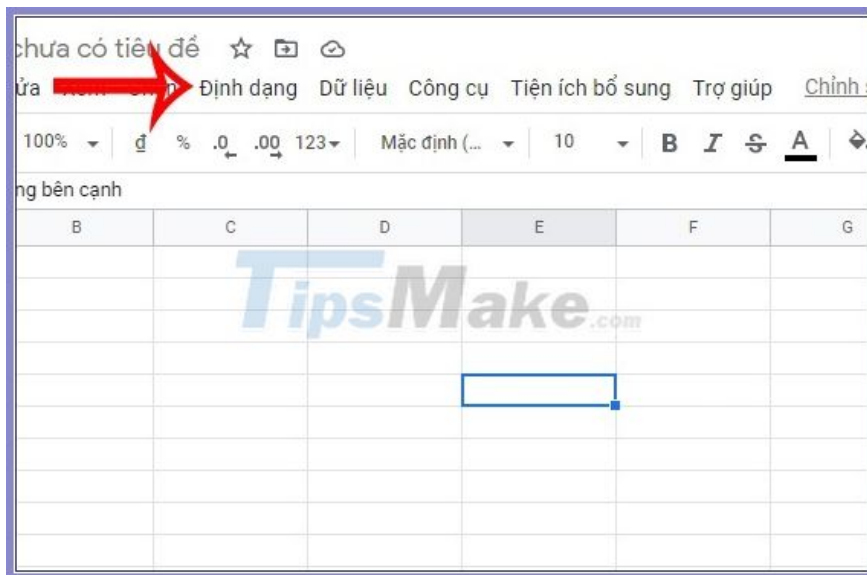
How to fix text overflow in Google Sheets

When we enter content in Google Sheets spreadsheet, the default text will overflow when importing multiple contents. If we resize each cell so that the text fits neatly in one cell, it will be very time consuming.

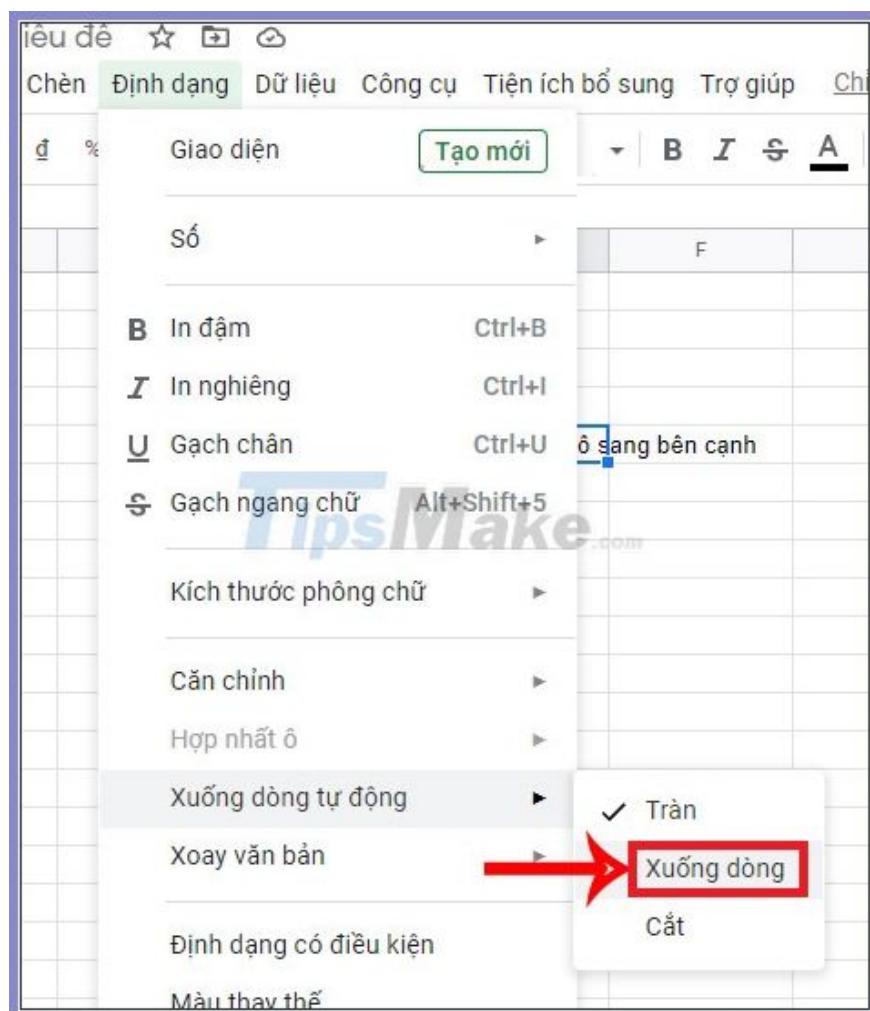
In fact, you already have the option to reformat cells in Google Sheets when entering text, to avoid the case of text overflowing to the next cell. We don't need to resize the cell, save on manipulation. The following article will guide you how to fix text overflow in Google Sheets.

Method 1: Adjust the overflow text in Sheets through the Format menu

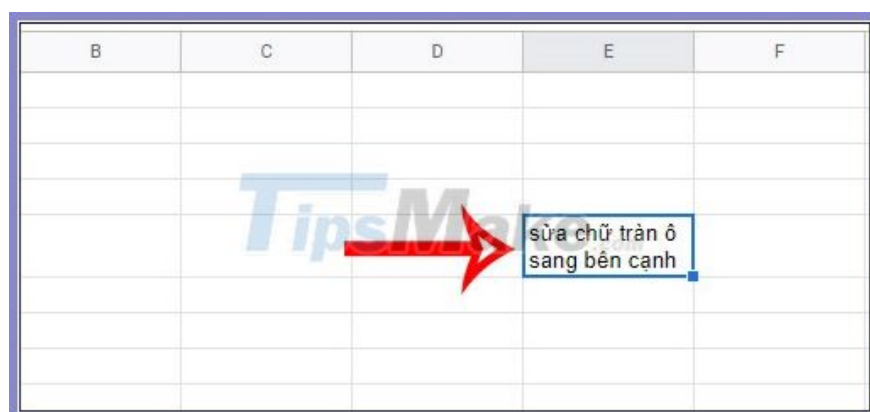
In the text box where you want to compact the text in the same cell, click to select and then click on the **Format** above.



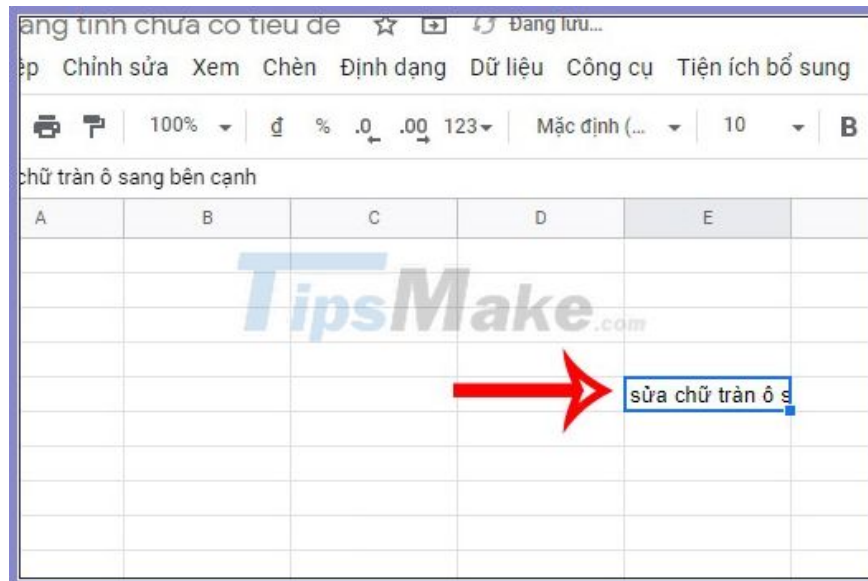
In the menu shown below, we click on the item **Automatic newline** and then choose next **Newline** to automatically return the text. By default, Google Sheets to Spill mode so the text will overflow to the cell next to it.



The resulting text has been carriage return in the same cell

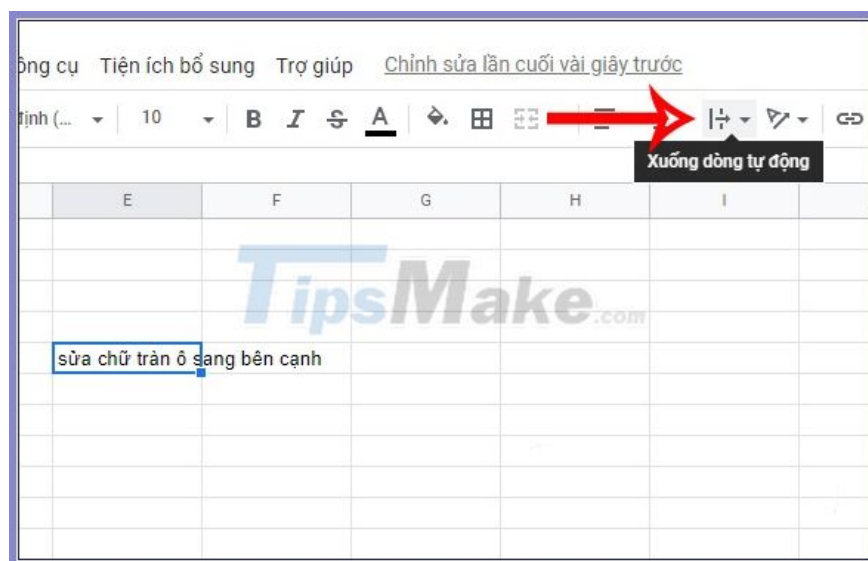


In addition, if you choose Cut, the text will be hidden and will not get a newline, nor will it be overflowed.



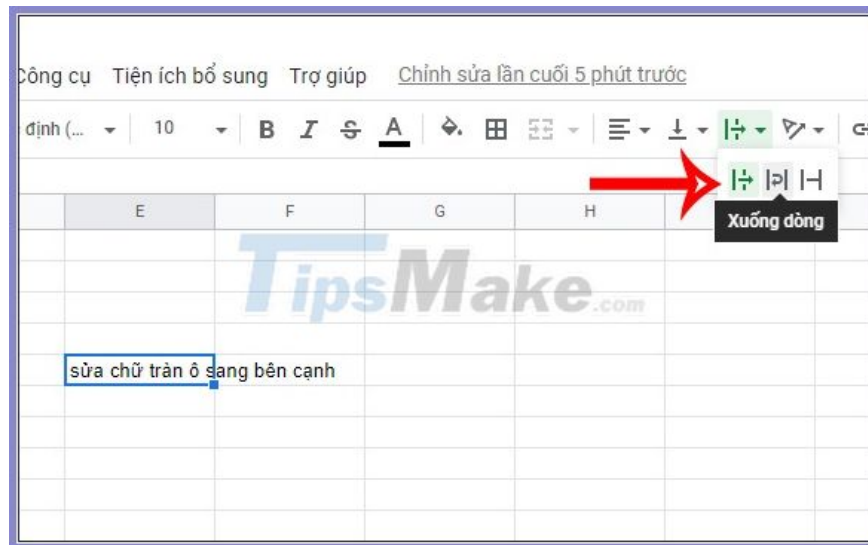
Method 2: Fix the text overflow in Sheets through the toolbar

If you do this quickly, then use **the icons in the toolbar in Sheets** . We also click on the box to align the text, and then click on the Automatic line break as shown.



Now display 3 different icons, from left to right including Spill, Newline and Cut. If you want the text to automatically go to line, you choose Newline, if you want the text to automatically cut, press Cut.

So, depending on the layout and layout requirements in the document, you can choose Newline or Cut so that the text is only in 1 cell, not overflowing to the next cell.



You finished reading the article "**How to fix text overflow in Google Sheets**" edited by the [TipsMake](#) team. We hope this article has provided you with many useful tech tips and tricks. You can search for similar articles on tips and guides. Thank you for reading and for following us regularly.
