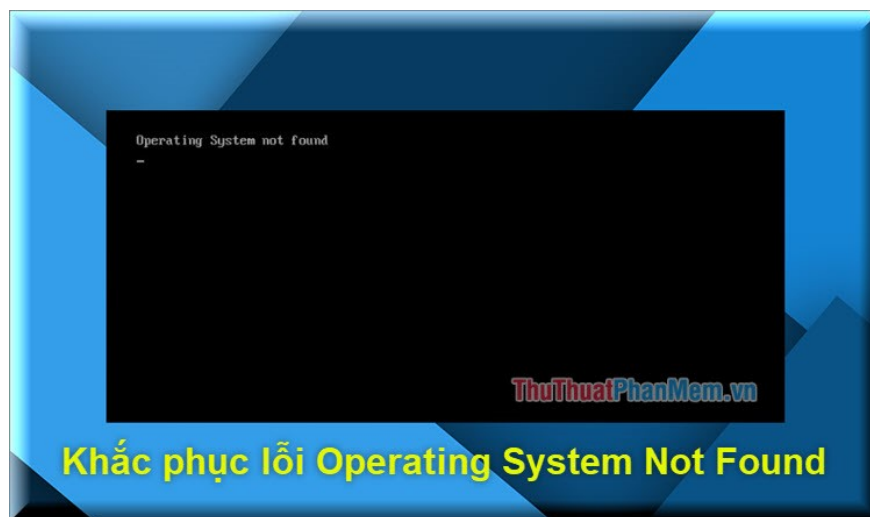


How to fix Operating System Not Found error on Windows

How to fix Operating System Not Found error on Windows. Operating System Not Found error on Windows on a PC or laptop running Windows XP / 7/8/10 is an error that is not uncommon during our use of a computer. This error has many causes v

Operating System Not Found error on Windows on a PC or laptop running Windows XP / 7/8/10 is an error that is not uncommon during our use of a computer. This error has many causes and there are many ways to fix it thoroughly. The following article of TipsMake.com will guide you how to fix Operating system not found error on the computer, please refer.



1. Error due to failure to recognize the hard drive.

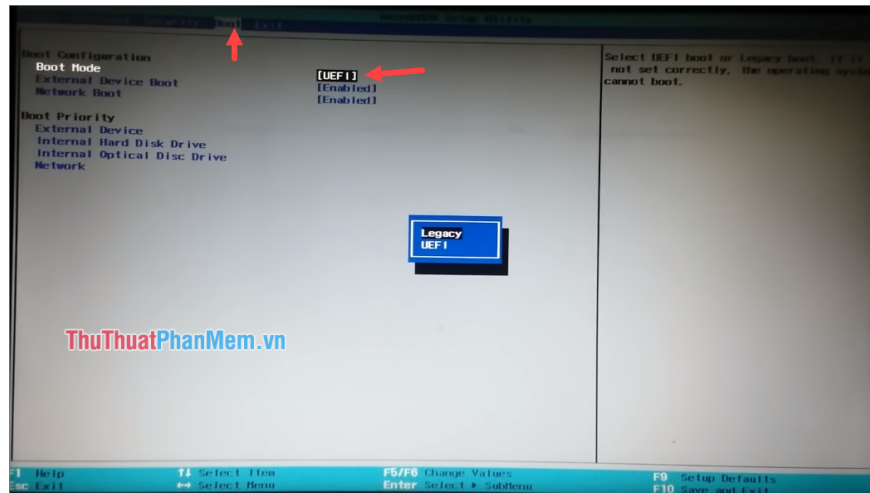
Not recognizing the hard drive as the main cause of the Operating system not found error on windows, this error often appears when we first install windows or ghost again. The fix is ??as follows:

Step 1: You restart the computer, during the restart you press the **F2** or **Del** button (Depending on the type of computer) to access the **BIOS** .

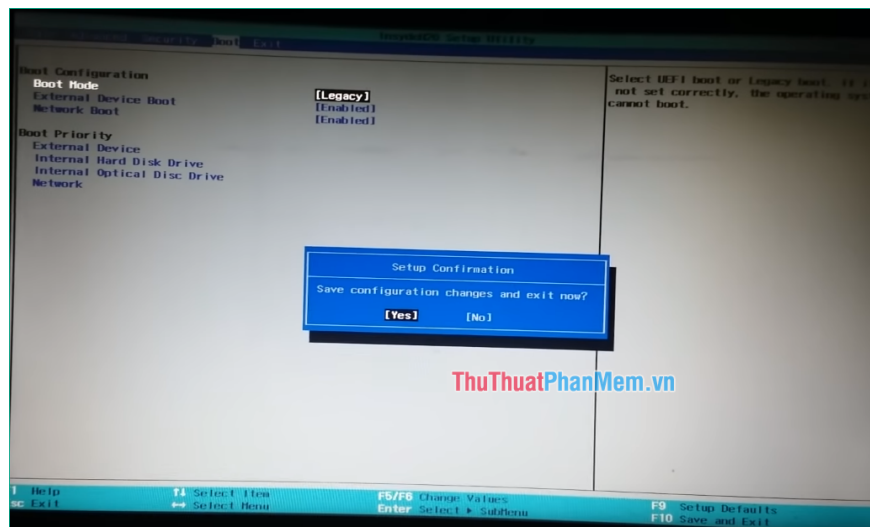
For details on how to access the BIOS of computer lines, you can refer to this article: [http://TipsMake.vn/phim-tat-vao-boot-option-boot-menu-tren-may-asus-dell- hp-sony-vaio-acer-lenovo-thinkpad /](http://TipsMake.vn/phim-tat-vao-boot-option-boot-menu-tren-may-asus-dell-hp-sony-vaio-acer-lenovo-thinkpad/)

Step 2: After accessing the BIOS, you switch to the **Boot** tab , then in the Boot Mode you move from **UEFI** to **Legacy** as shown below.

In addition, if there is an **External Device Boot** section , leave **Enabled** mode .



Step 3 : After the changes are complete, press the **F10** key to save and exit the BIOS and boot into Windows. At this point you will know whether the error still appears or not.



2. Error due to Windows

A corrupted Windows can also cause the computer to encounter an Operating system not found error. It is possible that during use, your computer is infected with a virus, or you install the wrong malware that causes windows to fail.

To fix this, the only way is to reinstall windows, you can take your computer to the store to reinstall windows or reinstall windows yourself if you want.

You can refer to the tutorial on how to install Windows 10 here: <http://TipsMake.vn/huong-dan-cach-cai-windows-10-bang-usb-tung-buoc-mot/>

3. Error due to loose hard drive or hard drive failure

- In case of loose hard drive, you can remove the computer and check the hard drive plug is loose or dirt or not. If necessary, replace the new SATA cord if it is desktop. After trying to plug back or replace the cord and still not recognize the hard drive, your hard drive may be damaged.



- In case the hard drive is suspected of being damaged, you can remove the hard drive and attach it to another computer to make sure the hard drive is really damaged. If the hard drive is really damaged then we can only replace it with a new hard drive.

Above are some methods to fix Operating system Not Found error on windows, hope you will find the article helpful. Good luck!

You finished reading the article "**How to fix Operating System Not Found error on Windows**" edited by the [TipsMake](#) team. We hope this article has provided you with many useful tech tips and tricks. You can search for similar articles on tips and guides. Thank you for reading and for following us regularly.