

How to fix Open with missing errors in the right-click menu

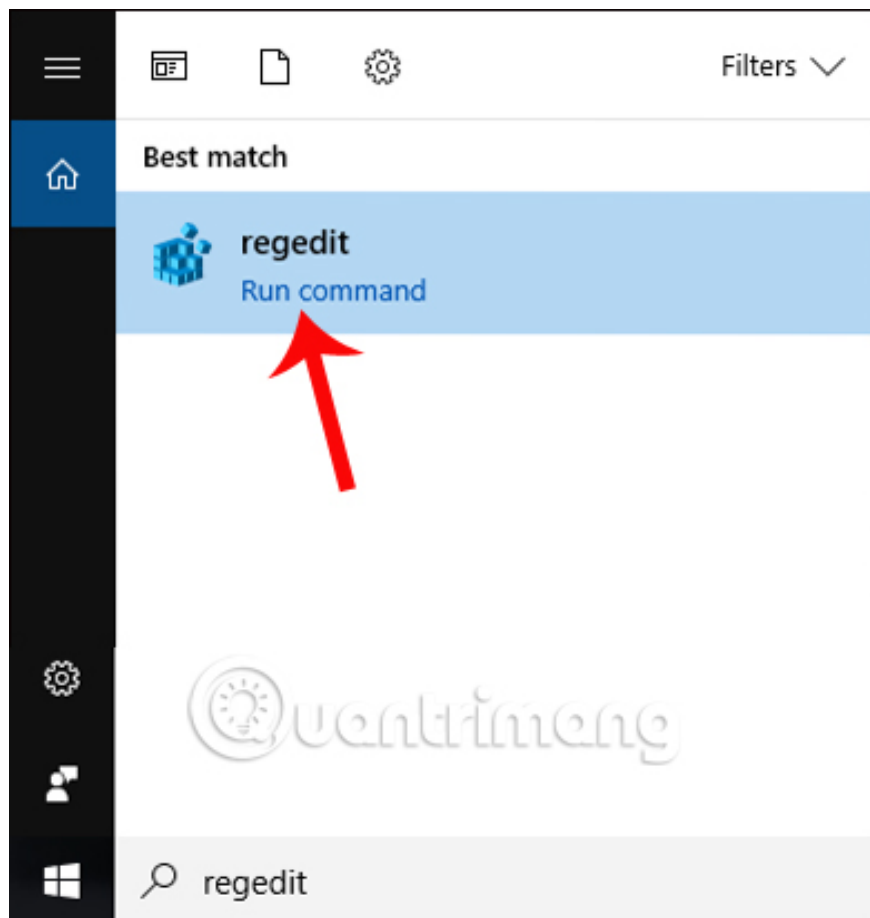
Open with on the right-click menu allows you to open data with a variety of applications. However, because you accidentally deleted Open with, how to get it back?

The right-click menu on Windows is one of the most useful interface components. You can install more applications into the right-click menu to open faster than manually. Open with in the right-click menu where we can optionally open data with various applications, such as to open images that can be used with Photos or Windows Photo applications.

However, it may be due to a system error, or someone accidentally deleted that Open with option disappears in the right-click menu, affecting user data opening. So how can I get Open with in the right-click menu on Windows?

Step 1:

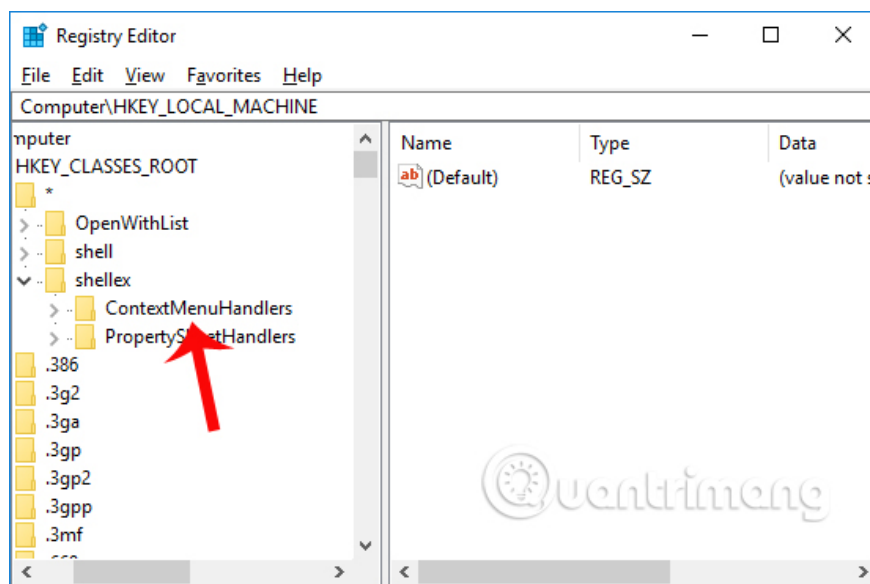
First we **type the keyword regedit** in the Search box on Windows. Then, click on the results found at the top.



Step 2:

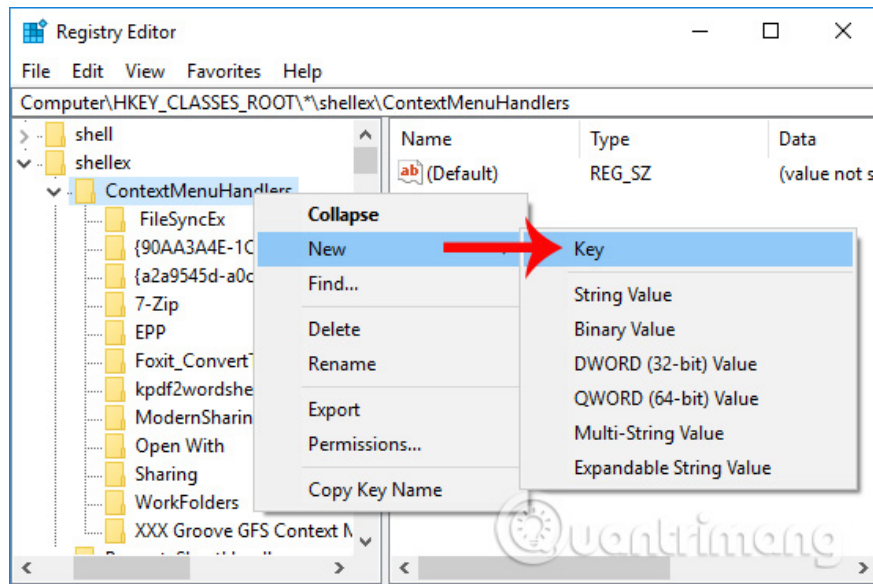
In the Registry Editor interface, users access the directory path below.

1. HKEY_CLASSES_ROOT * ShellContextMenuHandlers



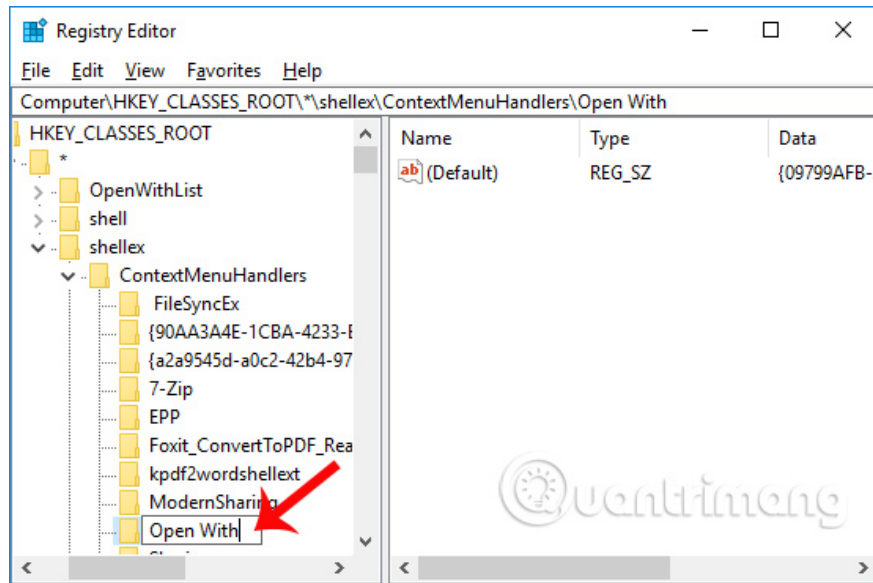
Step 3:

When you click on the ContextMenuHandlers, you will not see the Open with do folder disappear on the system. To retrieve this option, right click and **select New** and then select **Key** .

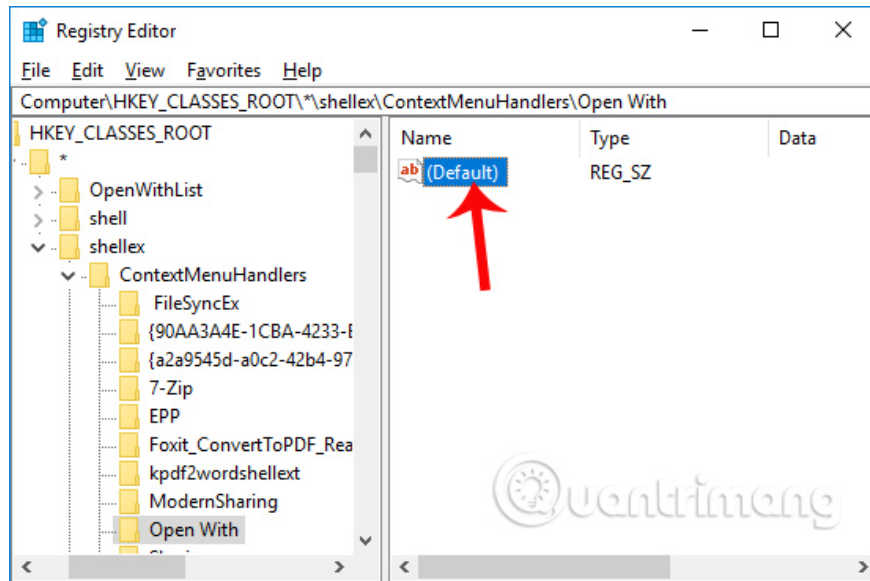


Step 4:

We will name this new folder Open With.

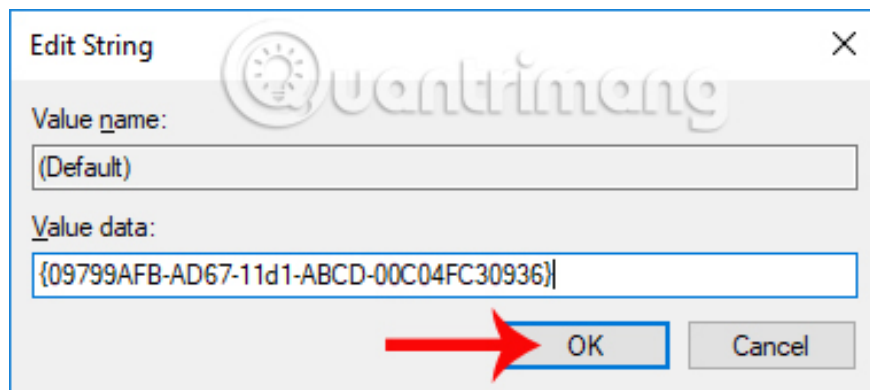


Then look to the right interface and double-click the **Default file** .



The **Edit String** dialog box appears, enter the following range of values ??into the Value data box and click OK to save this change.

1. {09799AFB-AD67-11d1-ABCD-00C04FC30936}



So when you return to the interface and then right-click any data, you will see the Open with option appear in the right-click menu.



With very simple editing on the system, the error of disappearing the Open with option on the right-click menu has been fixed. This error may be caused by the virus deleting the relevant data, or the user did not use it correctly, so that the Open with option disappears.

Hope this article is useful to you!

You finished reading the article "**How to fix Open with missing errors in the right-click menu**" edited by the [TipsMake](#) team. We hope this article has provided you with many useful tech tips and tricks. You can search for similar articles on tips and guides. Thank you for reading and for following us regularly.