

# How to fix Office error 'The function you are attempting to run contains macros'

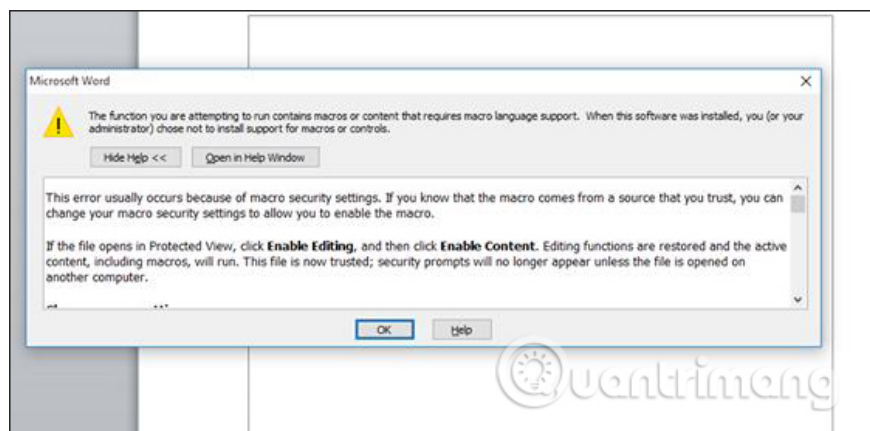
When using Macro on the Office installer, an error may occur, affecting content entry or using certain features.

For more advanced features to handle Office documents, Macro is an extremely familiar and necessary tool for many people. Macros help users to be more customizable with Excel functions, or document content and self-created tools to fix features or functions that are not supported by Office. However, using Macro sometimes causes errors, making it impossible to use certain features on Office tools.

For example, when installing Office and using math formula insertion on Word, the function you are attempting to run contains macros, and cannot continue editing the document. This error is because we turned on Macro on Word and just turned off the Macro on Word. The following article will guide you how to use the Macro error on Word, the error in Excel or PowerPoint you do the same.

1. Instructions to turn off Protected View feature in Office 2013
2. Create and use automated macros in Word 2010
3. How to save Excel file contains VBA Macros code
4. How to install VBA in Excel

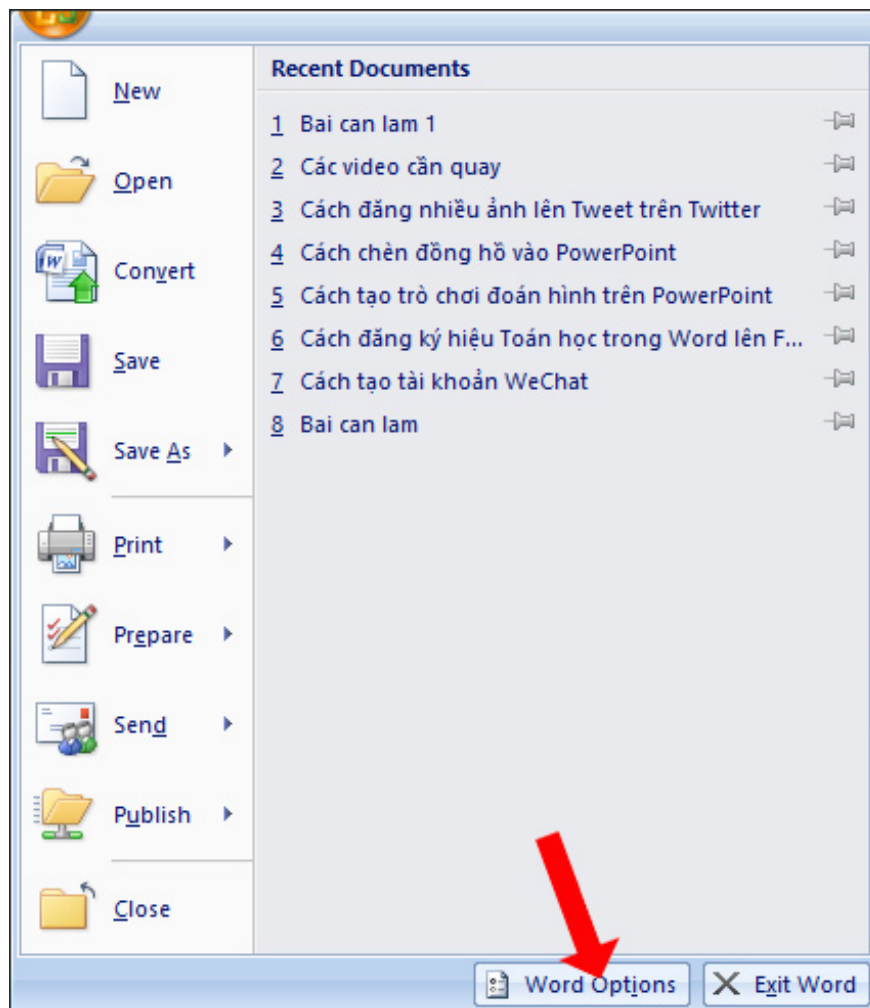
The error message has the interface as shown below.



## Method 1. Fix the Function error you are attempting to run contains macros

### Step 1:

We open the Word interface and click on the Office icon, then select **Word Options** to enter the editing interface on Word.



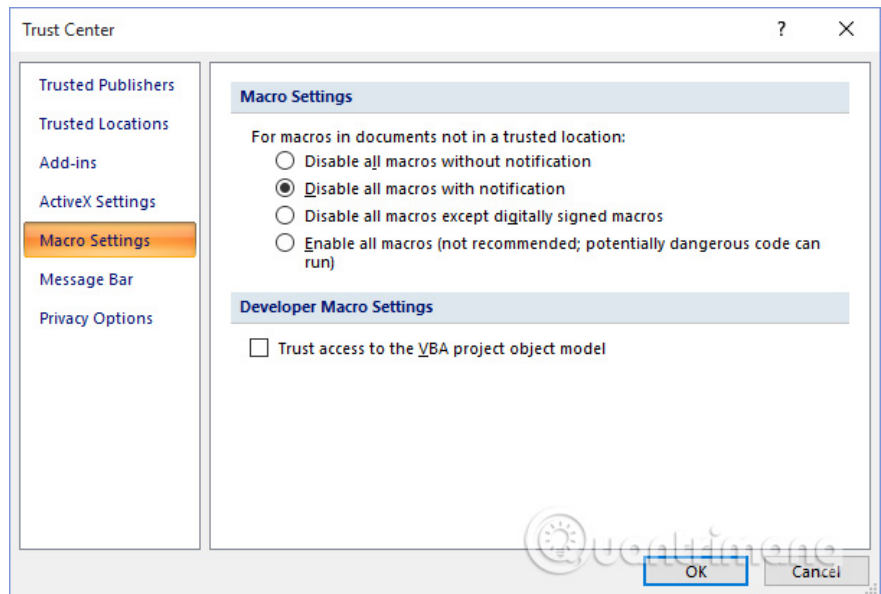
## Step 2:

In the new interface click on **Trust center** on the left menu list and look to the right and choose **Trust center setting** .



### Step 3:

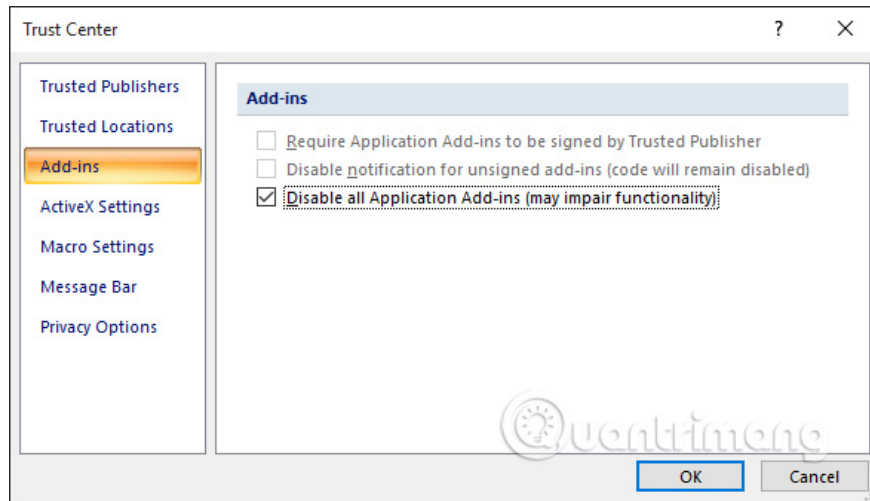
Next we click on **Macro settings** and select to **Disable all macros with notification** to turn off Macro.



### Step 4:

Click on **Add-ins** in the Trust Center interface and select **Disable all application add-ins** and click OK to save.

Finally, you restart Word and the error will no longer be displayed.

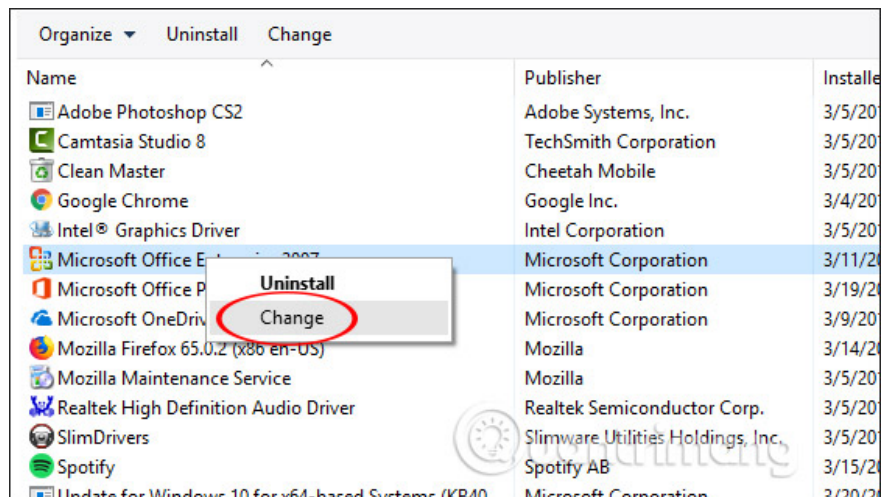


## Method 2: Rerun VBA on Office suite

If you follow the above method, the function error you are attempting to run contains macros is still displayed, try installing the VBA for Office suite again.

### Step 1:

Users access **Control Panel** and open the list of software installed on the computer. Right-click on **the Office suite you are using** and select **Change**.



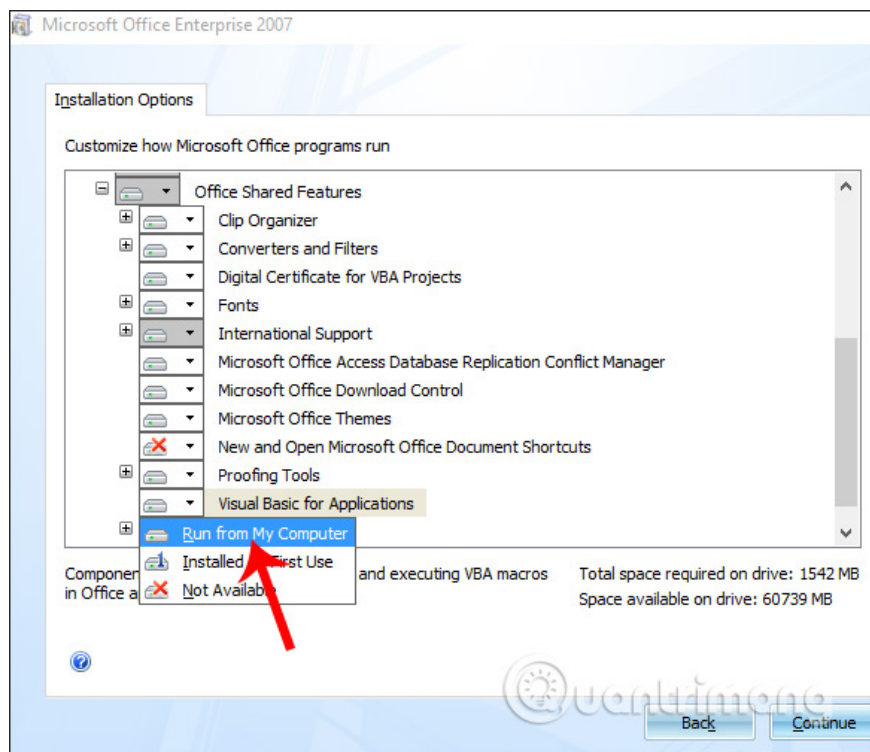
### Step 2:

In the newly selected interface go to **Add or remove feature** and then click **the Continue button** below to continue.



### Step 3:

In this interface, go to **Office Shared Features** and click on the **plus sign** to expand the list. Click on **Visual Basic for Applications** and then select **Run from my computer**.



Click Continue below and wait for the completion process until the message board is displayed, and then restart Word.



Above are 2 ways to fix errors using Macro on Word. You should try using method 1 first and then use method 2 if you do not work well.

Hope this article is useful to you!

You finished reading the article "**How to fix Office error 'The function you are attempting to run contains macros'**" edited by the [TipsMake](#) team. We hope this article has provided you with many useful tech tips and tricks. You can search for similar articles on tips and guides. Thank you for reading and for following us regularly.