

How to fix Notes not syncing between iPhone and Mac

Apple devices will sync all content between devices, but sometimes sync errors will affect the content syncing.

You wrote all your work notes in the Notes app, but when you check on your Mac, the notes are gone. Normally, Apple devices sync all content between devices, but sometimes sync errors can affect the syncing of content. Here's how to fix Notes not syncing between iPhone and Mac.

Confirm sign in with the same Apple ID

If your iPhone and Mac are signed in with different Apple IDs, your notes won't show up on either device.

If they're different, sign out and sign back in with the same Apple ID. Otherwise, your notes will be linked to different accounts.

Is iCloud Notes turned on?

Notes won't sync unless iCloud sync is enabled on all devices.

Go to Settings, select iCloud, then **tap on Adjustments** . Then turn **on Sync This iPhone** .

Không có SIM

15:37

69%



Ứng dụng sử dụng iCloud

-  iCloud Drive Bật >
-  Mail iCloud Thiết lập >
-  Mật khẩu và chuỗi khóa Tắt >
-  Ghi chú  Bật >
-  Tin nhắn Tắt >
-  Sức khỏe Bật >
-  Danh bạ
-  Lịch
-  Lời nhắc
-  Safari
-  Chứng khoán


Không có SIM

15:37

69%

[← Quay lại](#)

Ghi chú



Ghi chú

Tự động đồng bộ hóa các ghi chú vào iCloud để bạn sẽ có thể xem, sửa, chia sẻ và cộng tác từ bất kỳ thiết bị nào của mình. [Tìm hiểu thêm](#)

Đồng bộ hóa iPhone này

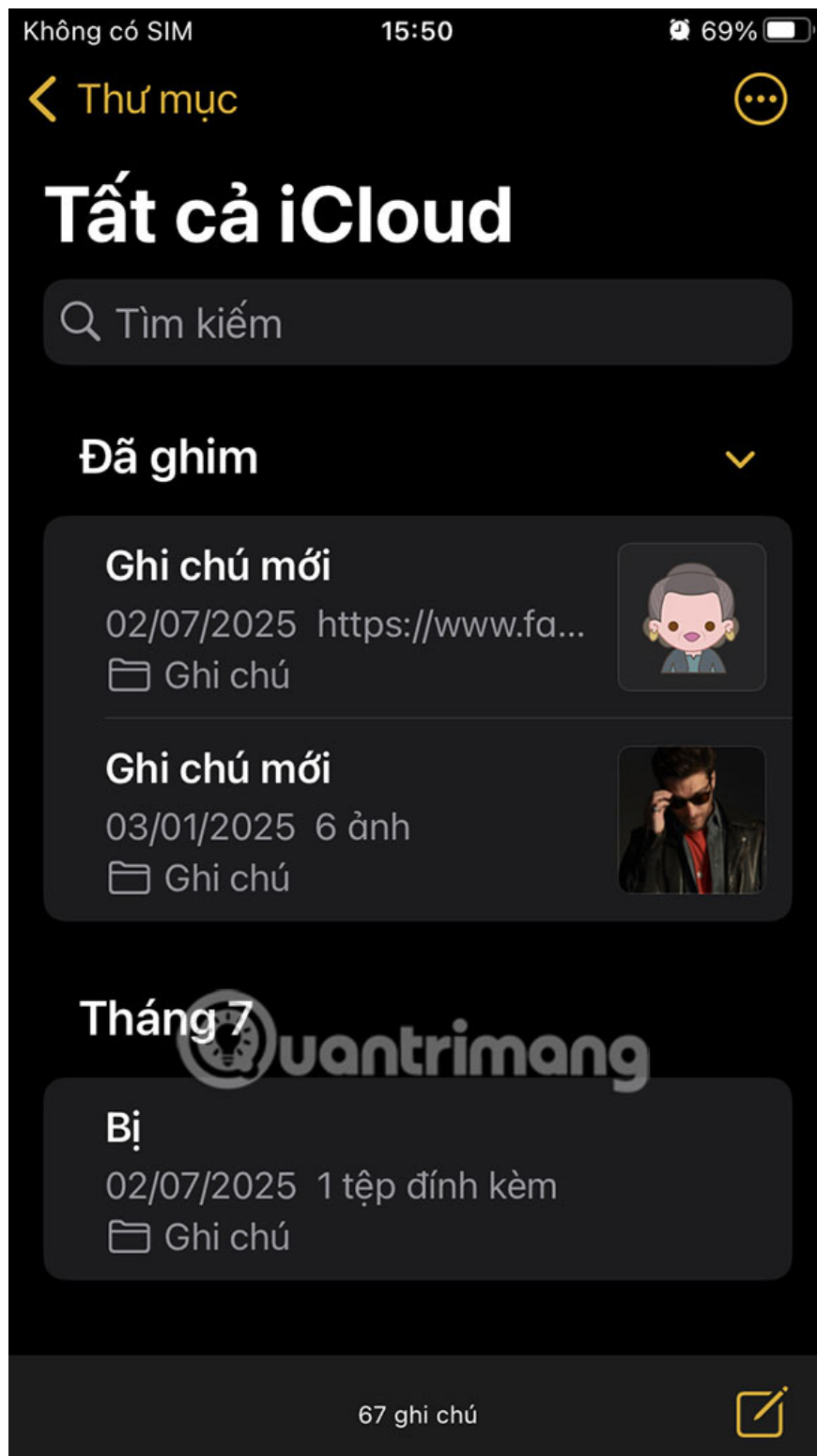


Quản lý dung lượng



Notes stored on iCloud

Notes saved in "On My iPhone" or "On My Mac" are only on that device. They won't sync until you switch to iCloud.



Check iCloud storage

If we run out of iCloud storage, we can't upload new notes. Syncing will have problems until iCloud storage is freed up.

1. 6 ways to free up iCloud space
















Check Apple System Status

Sometimes Apple's servers are the problem. If iCloud Notes is down, syncing won't work.

You go to Apple's system status page, then check iCloud Notes, iCloud Web Apps, Apple Account, Sign In.

1. Apple System Check

Then you check if iCloud Notes service is working or not.

 iCloud Bookmarks & Tabs
 iCloud Calendar
 iCloud Contacts
 iCloud Drive
 iCloud Keychain
 iCloud Mail
 iCloud Notes
 iCloud Private Relay
 iCloud Reminders
 iCloud Storage Upgrades
 iCloud Web Apps (iCloud.com)
 iMessage
 iOS Device Activation
 iTunes Match
 iTunes Store

Exit and restart the note

Please exit the note completely on the app and then restart. You can delete the note and restart and write the note again.

You finished reading the article "**How to fix Notes not syncing between iPhone and Mac**" edited by the [TipsMake](#) team. We hope this article has provided you with many useful tech tips and tricks. You can search for similar articles on tips and guides. Thank you for reading and for following us regularly.
