

How to fix ink shortage on Canon color printers

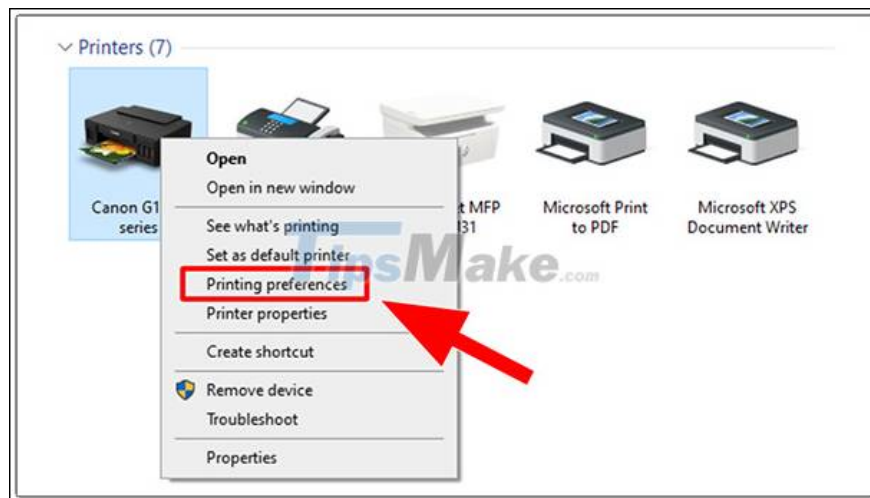
Those who need to print photos or print color documents will often choose a color printer like Canon for example. However, if you do not use the color printer for a long time, it also leads to dry ink at the nozzles, not enough sharpness, and toner shortage.

The ink shortage leads to the print error, such as no ink, print blurring, . In the case that the user cannot bring the printer to the store, or the technician comes home, you can also fix the error Printer with ink shortage error on Canon printer according to the article below.

1. Fix Canon color ink shortage with Control Panel

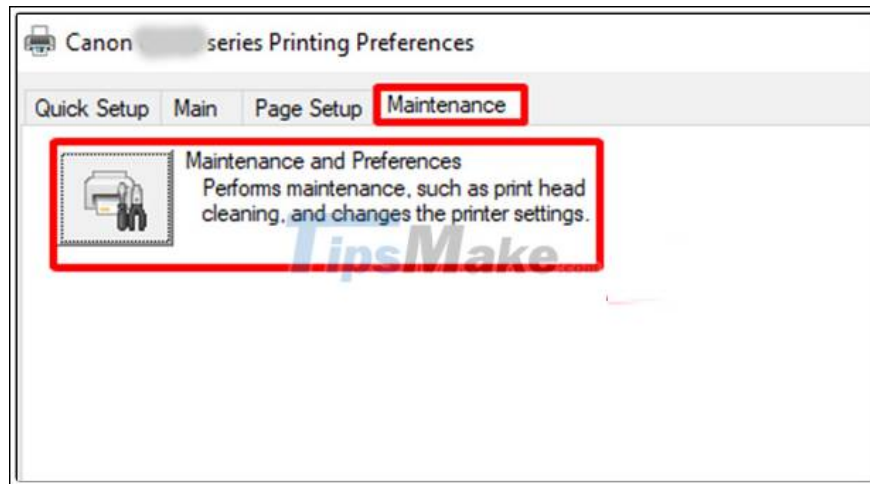
Step 1:

First we access the **Control Panel** and then continue to click **View devices and printers** . Navigate to the Canon printer you want to adjust, right-click and select **Printing preferences** in the displayed menu.



Step 2:

Switch to the new interface, the user clicks on the **Maintenance tab** and then selects **Maintenance and Preferences** .

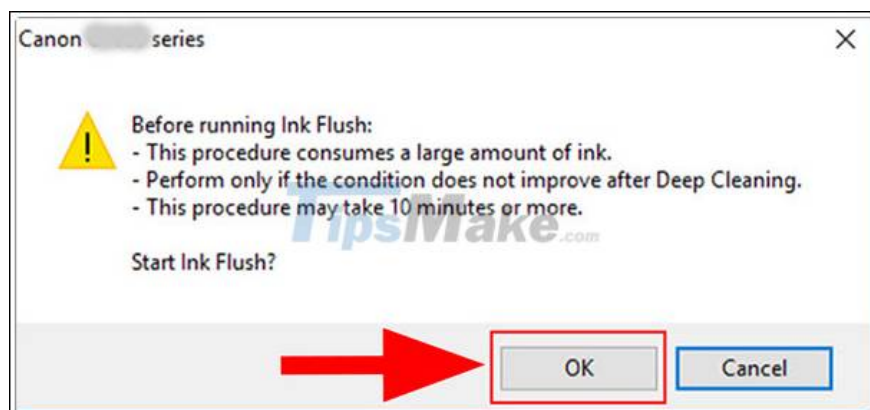


Step 3:

Now displaying **Canon IJ Printer Assistant Tool** window interface , users click to select **Ink Flush** .

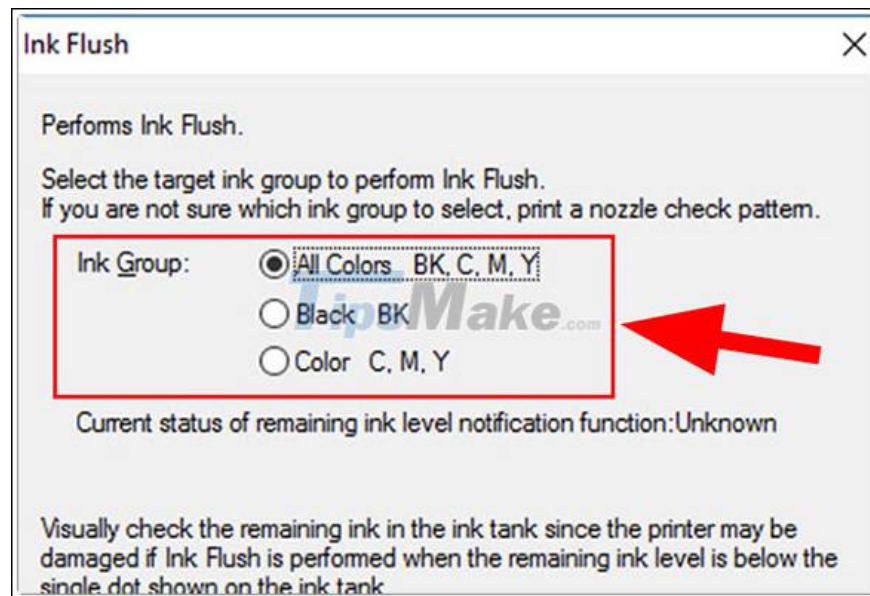


Display the message as shown below, click OK to agree.

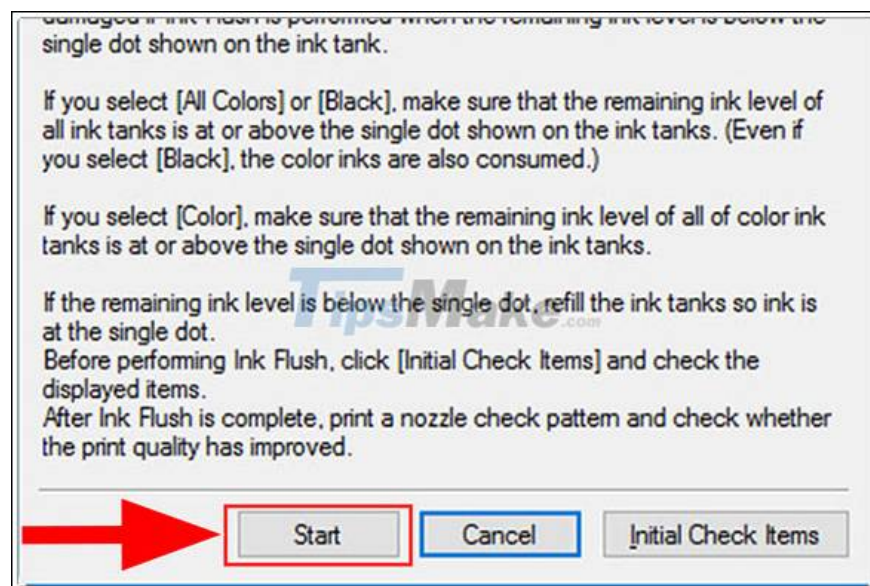


Step 4:

Switch to the next interface, **click on the ink color you need to perform inks up** . Click Initial Check Items to display the items you need to check before performing ink suction.



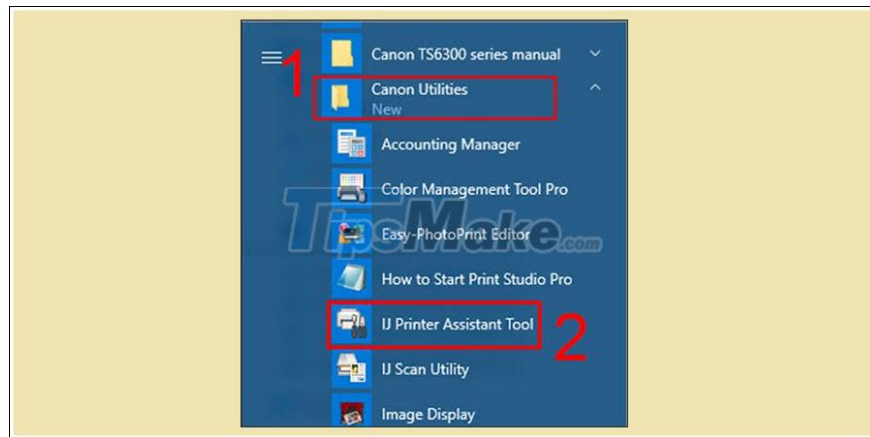
Then click Start to run Ink Flush. Finally click OK to confirm.



2. Fix Canon printer ink shortage via Start menu

Step 1:

Users click on **the Start menu icon** and select **Canon Utilities** , then click on the **IJ Printer Assistant Tool** .



Step 2:

Canon IJ Printer Assistant Tool window appears, select Ink Flush. The following steps you perform are the same as above because the interface of steps is the same, only different from accessing Canon IJ Printer Assistant Tool interface.



You finished reading the article "**How to fix ink shortage on Canon color printers**" edited by the [TipsMake](#) team. We hope this article has provided you with many useful tech tips and tricks. You can search for similar articles on tips and guides. Thank you for reading and for following us regularly.