

How to fix errors not typing Vietnamese on Viber

Error typing Vietnamese on Viber or other chat applications will affect messaging, chatting with friends. So what is the fix for Vietnamese typing error on Viber?

One of the common errors when using applications on computers such as Viber, Zalo, . it is Vietnamese typing error. Although users have installed Vietnamese typing tools such as Unikey on a computer, check Unikey's activities but still cannot type Vietnamese on Viber. So how to fix Vietnamese typing error on Viber? The following article of Network Administrator will guide you to read how to fix Vietnamese typing on Viber.

Note to readers , the following ways can apply error correction typing Vietnamese on Zalo, Messenger, Skype, .

1. How to fix errors do not type Vietnamese on Zalo
2. How to fix Vietnamese typing error on Skype
3. Fix the error Unikey can't type Vietnamese

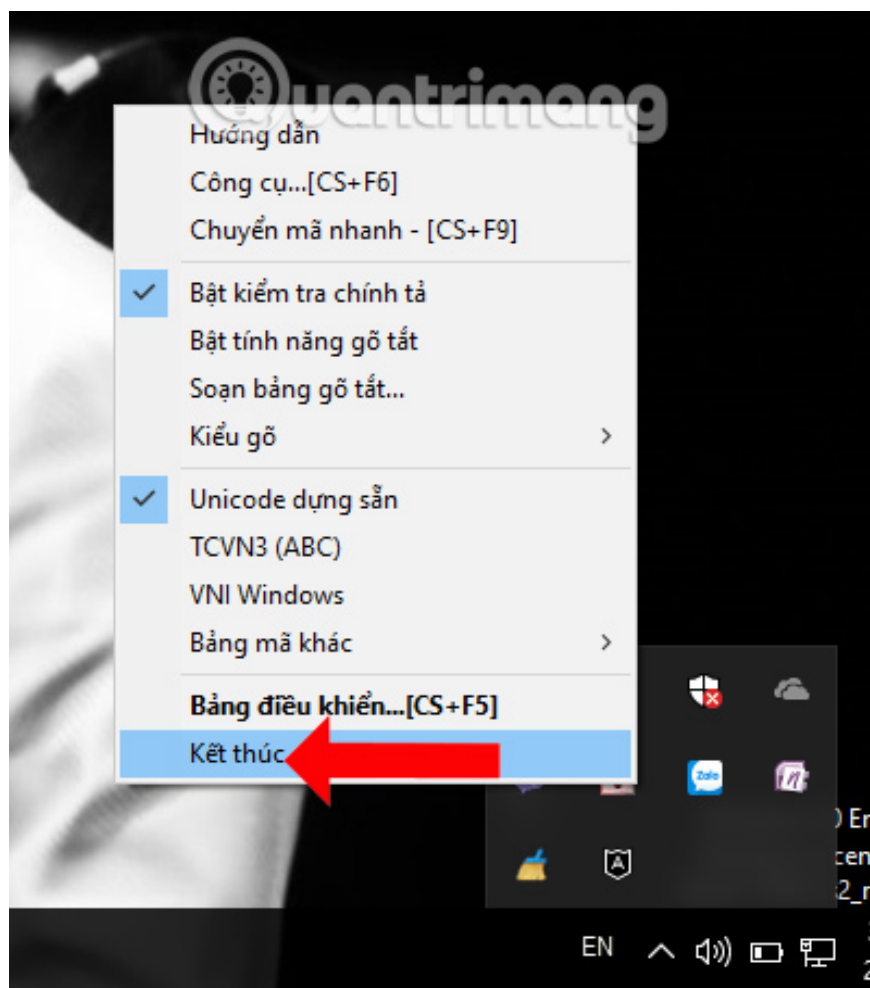
Instructions for fixing Vietnamese typing errors on Viber

Most of the reasons leading to Vietnamese typing error on Viber or chat applications are Vietnamese typing tools installed on the computer. Specifically, the tool does not have software access. Here I will proceed to fix the error with Unikey tool, the other Vietnamese typing tools you do the same.

We will proceed to grant Administrator rights to Unikey.

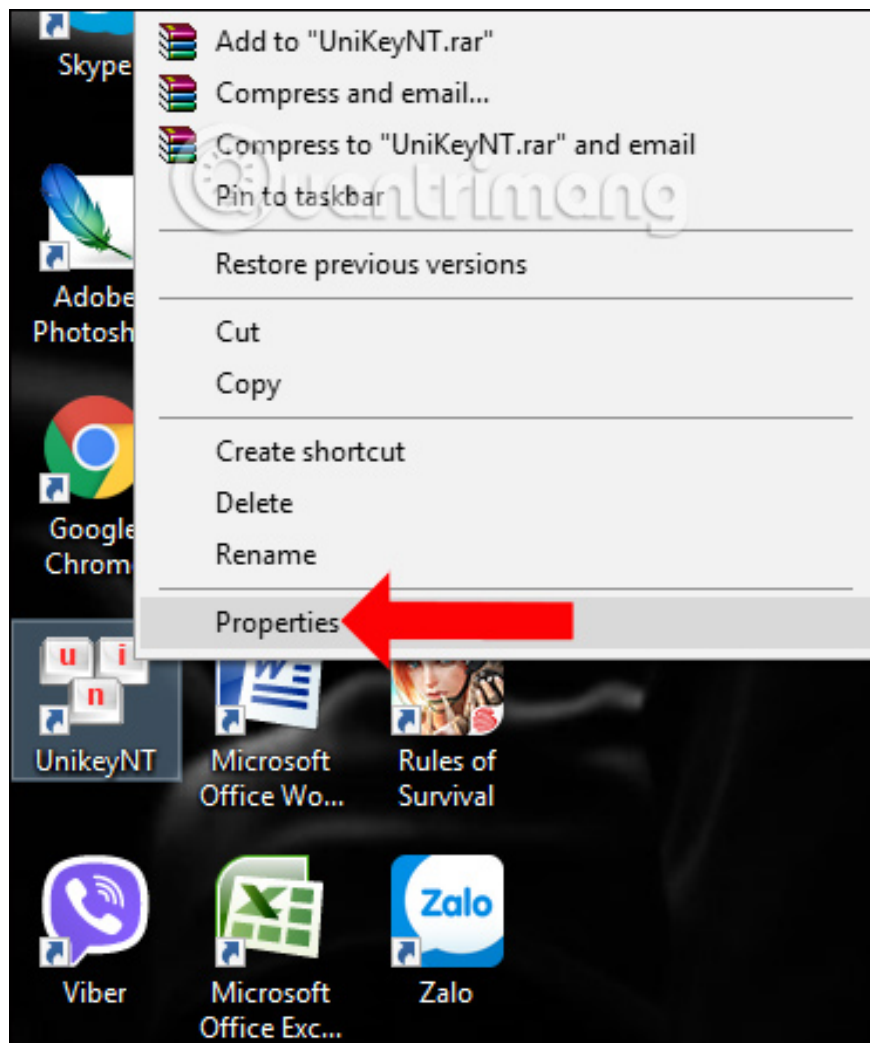
Step 1:

Turn off the Unikey tool completely on your computer, by right-clicking on the Unikey icon in the Taskbar or system tray and selecting **Finish** .



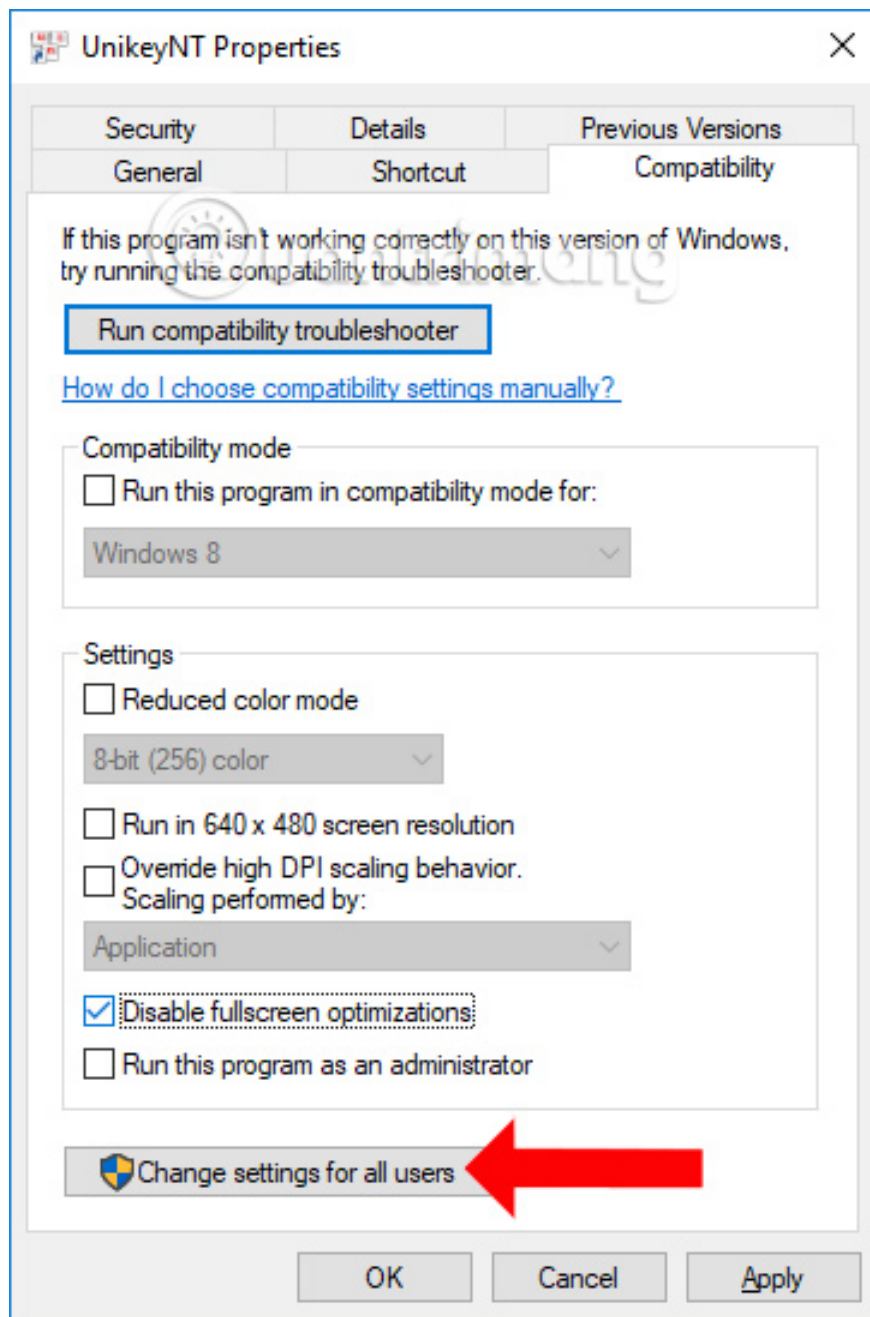
Step 2:

After turning off Unikey on the system, at the Unikey tool icon on the computer, right-click and choose **Properties** .



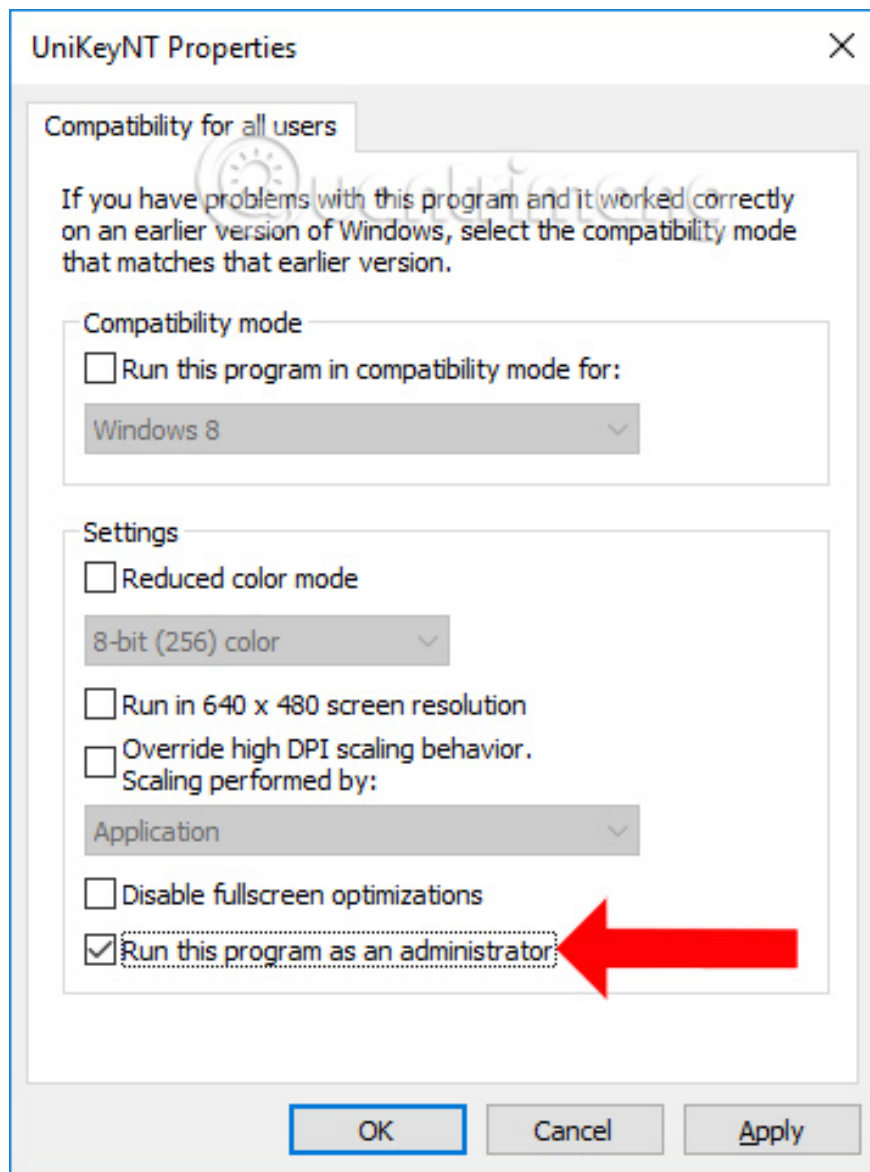
Step 3:

A new dialog box appears, click on the **Compatibility tab** . Then look down below and then select **Change settings for all users** .



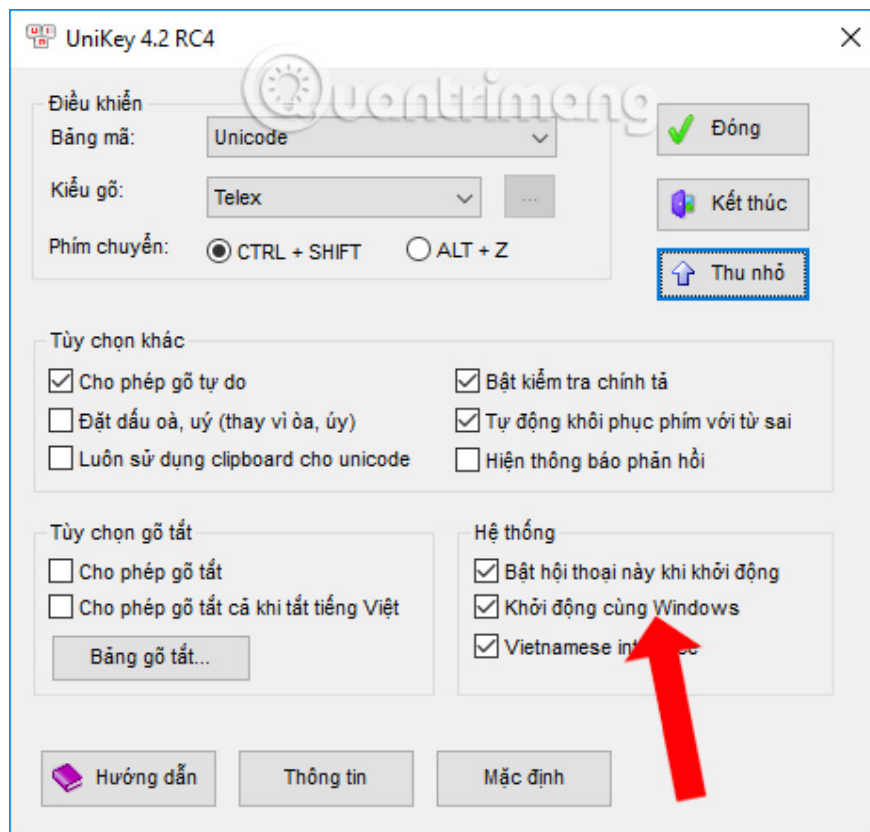
Step 4:

In the next interface, click on **Run this program as an administrator** and click **Apply** and **OK** to run Unikey under Admin.



Step 5:

Open the Unikey program on your computer and click on **Expand and** then select on **Start with Windows** to run the software with the system at startup.



So you can fix Vietnamese typing errors on Viber chat application or other chat applications on your computer. We will run Unikey under Admin, to be able to access the chat software on the computer.

See more:

1. Typing Vietnamese in game Audition, MU, Vo Lam, . in just 1 minute
2. Instructions on how to type Vietnamese on Sticky Notes
3. How to fix errors cannot type Vietnamese on MISA

I wish you all success!

You finished reading the article "**How to fix errors not typing Vietnamese on Viber**" edited by the [TipsMake](#) team. We hope this article has provided you with many useful tech tips and tricks. You can search for similar articles on tips and guides. Thank you for reading and for following us regularly.