

How to fix error 1016: 'System boot timeout, temporarily exit any security software and try again' in the NoxPlayer

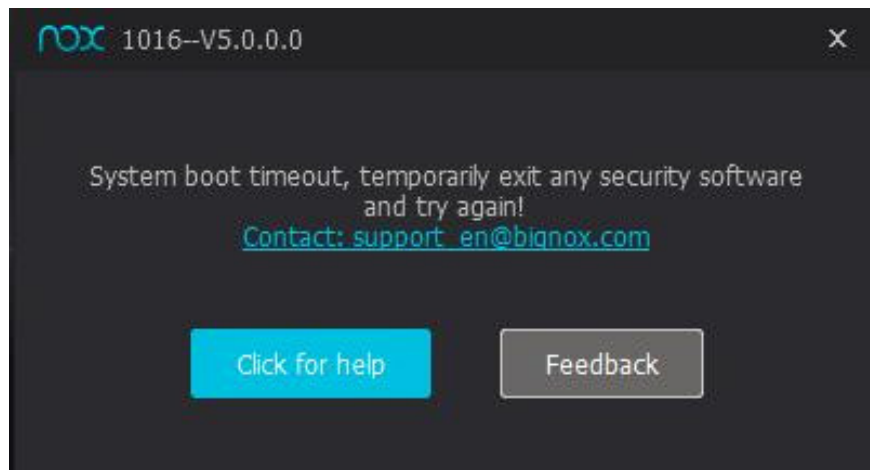
While starting NoxPlayer, one of you may have encountered error 1016: System boot timeout, temporarily exit any security software and try again. So how to fix this error? Please refer to the following article!

While starting NoxPlayer, one of you may have encountered error 1016: System boot timeout, temporarily exit any security software and try again (Time to restart the system, exit all security software and try again). So how to fix this error? Please see the instructions for fixing this error in this article!

1. Play Android game on PC using NoxPlayer (Nox App Player)

Before reading, please make sure your OpenGL version is version 2.0 or higher. Download this tool to check: [OpenGLChecker.exe](#).

* If your OpenGL is not eligible, please upgrade your computer parameters or purchase another graphics card that supports OpenGL 2.0 and higher.



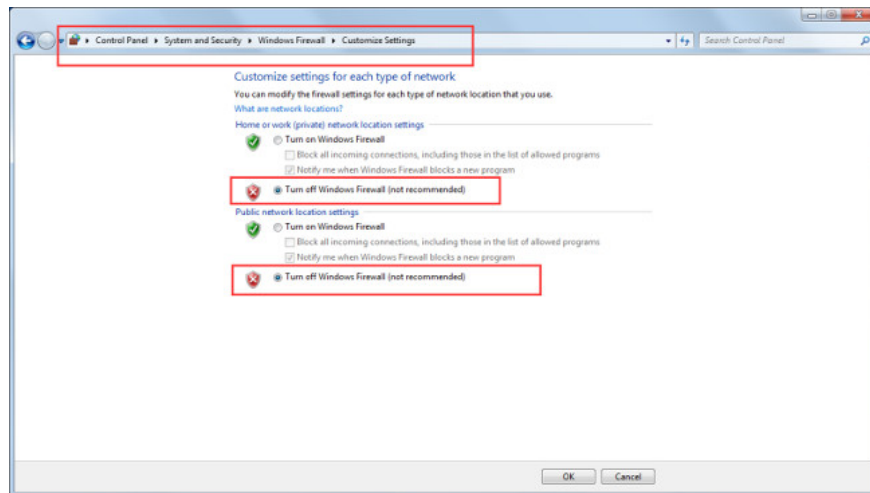
The first solution:

First create a new instance and see if it can boot normally. Back up the base object with errors, then restore the data for this new object and boot. If it is possible to start, this error has been fixed. If this new object does not start normally, it means that the data has been corrupted. Please see the second solution.

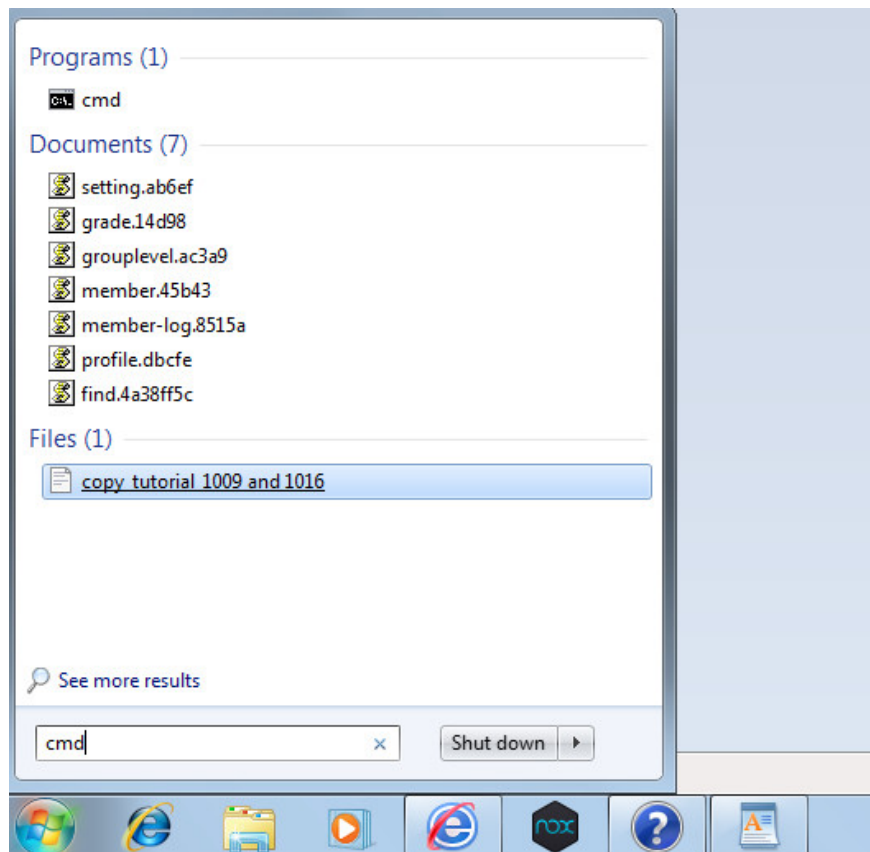
The second solution: Turn off the firewall and try again.

How to disable the firewall? (Please turn off antivirus software like Avast or Bitdefender first).

1. Turn off the firewall in Control Panel.



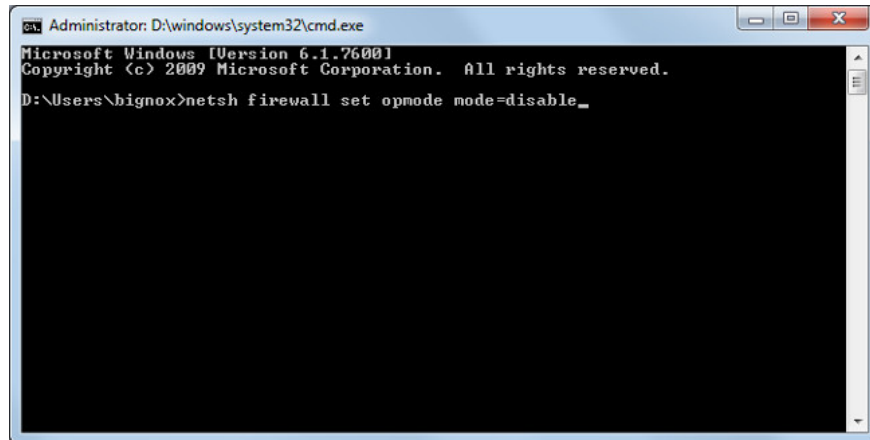
2. If you have a ghost operating system, you need to disable the firewall using the command line. Open the Command Prompt, copy [`netsh firewall set opmode mode = disable`], use the right button to paste and press **Enter** .



3. Except firewalls, other antivirus software may prevent NoxPlayer from starting normally. Please turn off Avast or Bitdefender or other antivirus programs and try again. If the program does not close completely, open

the task manager to end the process yourself.

4. If you use the 64-bit operating system, first take the **uninst** file in this path, double-click it to restart the NoxPlayer.



```
Administrator: D:\windows\system32\cmd.exe
Microsoft Windows [Version 6.1.7600]
Copyright (c) 2009 Microsoft Corporation. All rights reserved.

D:\Users\bignox>netsh firewall set opmode mode=disable_
```

Note, for users of 32-bit operating systems, if your RAM is less than 4G, you should create at most 1 or 2 objects. Being able to simulate reporting errors or running up to 99% stops if you create more than 2 objects.

1. How to fix the error "Cannot obtain the app name, failed to save 'in NoxPlayer

I wish you all success!

You finished reading the article "**How to fix error 1016: 'System boot timeout, temporarily exit any security software and try again' in the NoxPlayer**" edited by the [TipsMake](#) team. We hope this article has provided you with many useful tech tips and tricks. You can search for similar articles on tips and guides. Thank you for reading and for following us regularly.