

How to find your phone when in silent mode

The following ways will help you find your love phone quickly even if the phone has turned off.

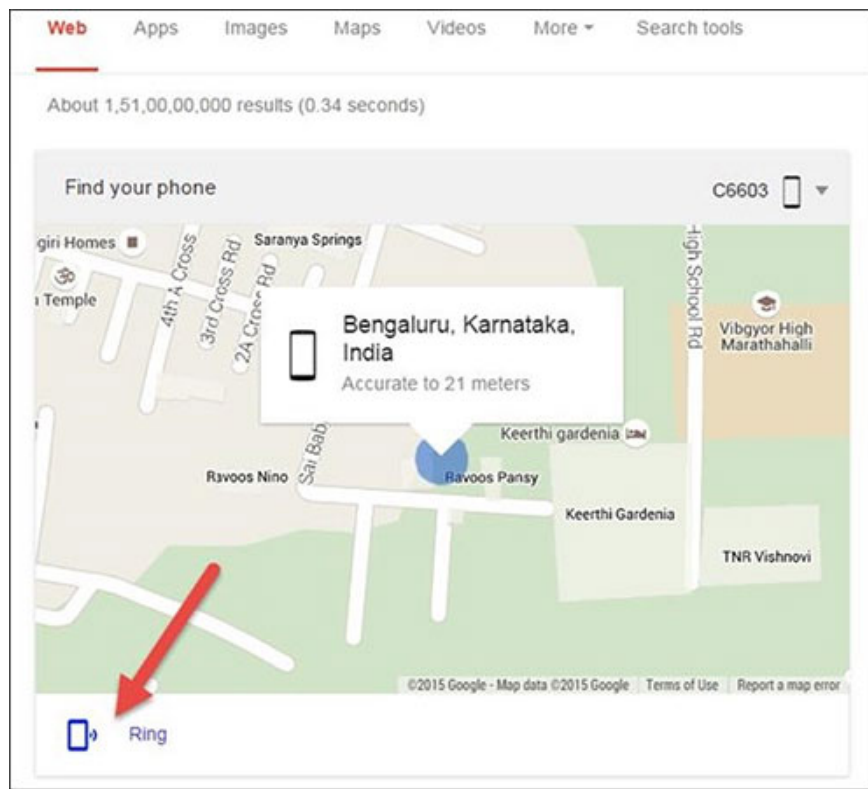
Normally, when the phone is not found, we will take another phone to call our phone and search through the ringing bell. However, applying this method in case you leave the device in silent mode is really not working. So if one day you accidentally fall into the above situation, how to handle? The following ways will help you find your love phone quickly even if the phone has turned off.

1. Instructions for finding the Android phone model (line) you own
2. How to find the ID of the Android phone
3. How to protect Android smartphone data when lost

Note: The trick in this article only applies to Android phone users, for iOS users we will update soon to send to you.

1. Use the location feature

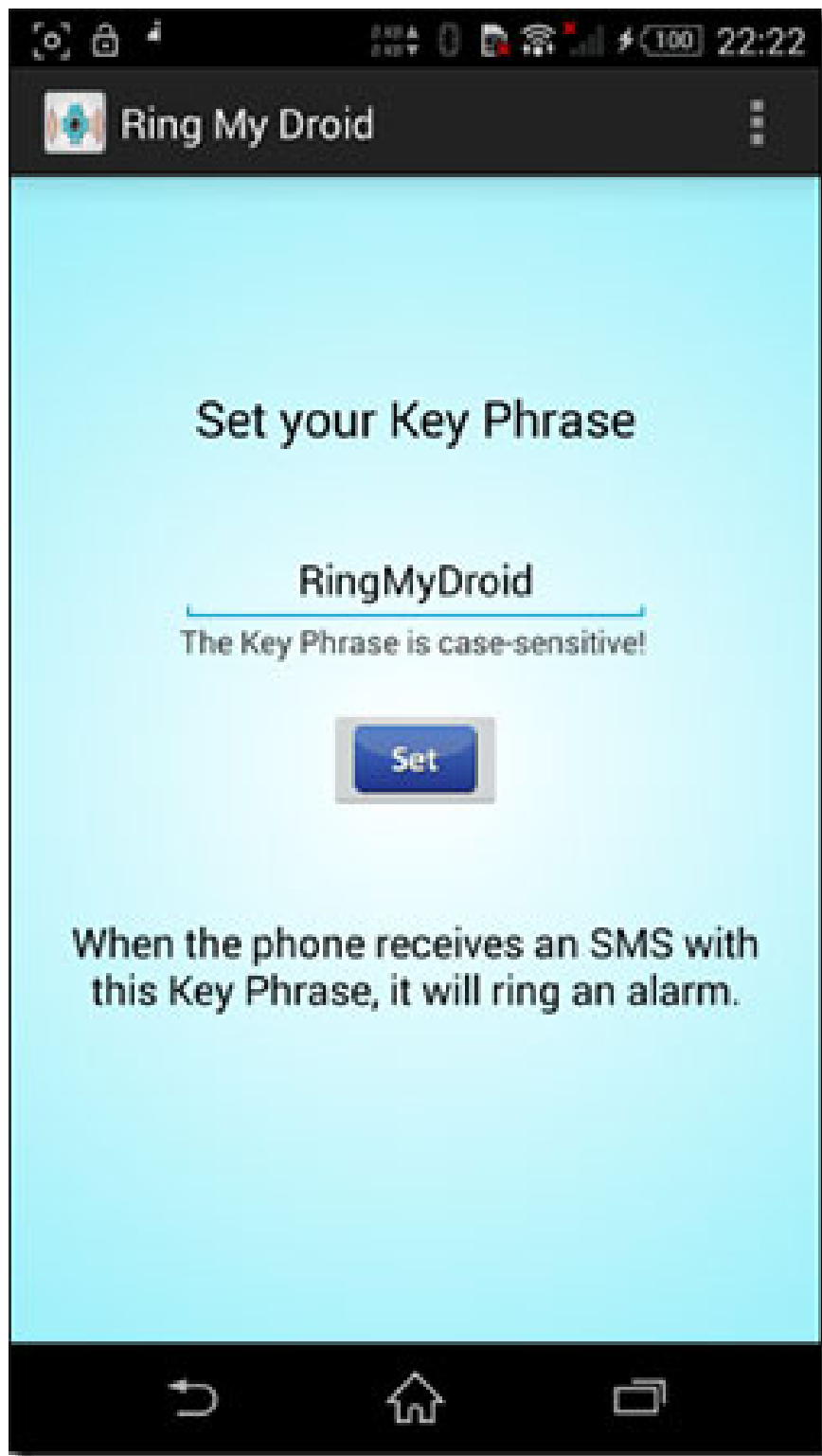
If your phone has previously been connected to the Internet via Wi-Fi or 3G, you can apply this method to find Android phones when left in silent mode. Of course, make sure you enable Device Manager, which helps you locate the device when it is lost, ring the alarm as soon as the sim is disabled, support remote shutdown, delete user data in If you lose your phone, . Basically, the phone will ring for 5 minutes so you can easily find it again, details how to find Android device with Android Device Manager you can see in the articles that Network Administrator once guided.



2. Use Ring My Droid application

Using Ring my droid you can also make your phone ring even in silent mode and without Internet connection. Please click on the link below to download and install Ring my droid for Android, after successfully installing you proceed to set up an SMS phrase and save.

Later, whenever you want to locate the phone, you just need to take another phone, send an SMS with the content that has been set up in the step above to your phone. Wait a moment for the application to recognize the message being sent and the ring will ring immediately when in silent mode.

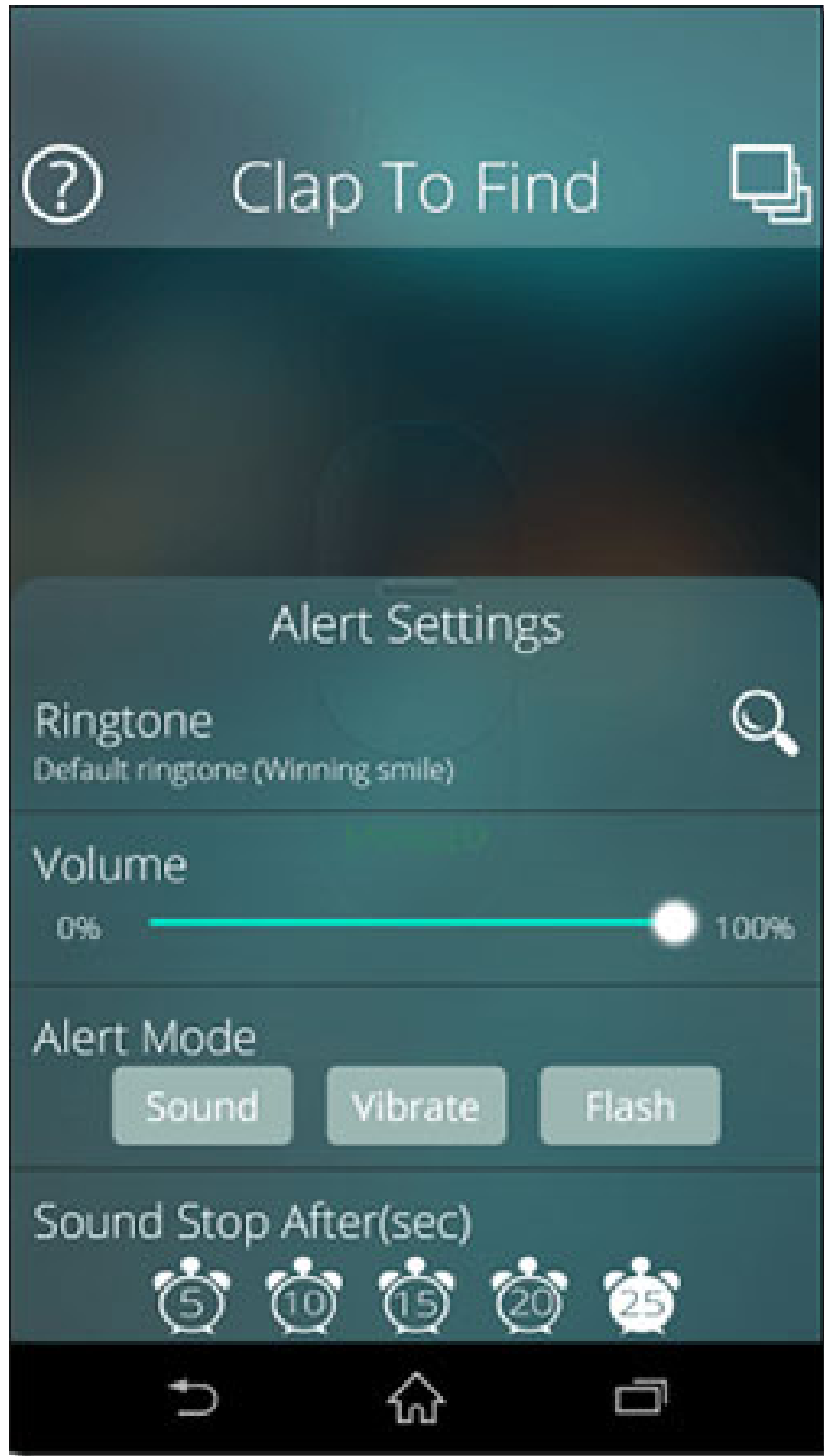


1. Download the Ring My Droid app for Android

3. Use the Clap to Find application

In case you have turned off all network connections as well as mobile connections (phones in airplane mode), the Clap to find application will be extremely helpful. Clap to find will help you find your phone by clapping,

specifically after setting up clapping and sensitivity, you just need to use 3 consecutive claps of your phone that will ring even when the bell is turned off. You can refer to the instructions for using Clap to Find in the article How to 'call' a lost smartphone by clapping to know how to do it.



1. Download the Clap to Find app for Android

Here are 3 ways to find the phone when you have turned off the bell and find the phone when you are lost, remember and choose a way that you feel suitable for use when needed. In addition, you can choose how to schedule Android phones in silent mode for a certain period of time, this trick will be much more convenient when the timer expires, your phone will automatically dump. bell as usual.

Hope you are succesful.

See more:

1. How to turn off all sounds on Android phones with one touch
2. Distinguish silent mode and non-disturbing mode on iPhone
3. How to activate non-disturbing mode on Android

You finished reading the article "**How to find your phone when in silent mode**" edited by the [TipsMake](#) team. We hope this article has provided you with many useful tech tips and tricks. You can search for similar articles on tips and guides. Thank you for reading and for following us regularly.