

How to find the Product key on Windows 8 or Windows 8.1?

Suppose if you intend to reinstall Windows operating system for example, but you do not know or do not remember the Product key to activate Windows after the installation is completed and you cannot activate the newly installed operating system. In this case, you don't need to worry too much because the Product Key is stored in the Registry.

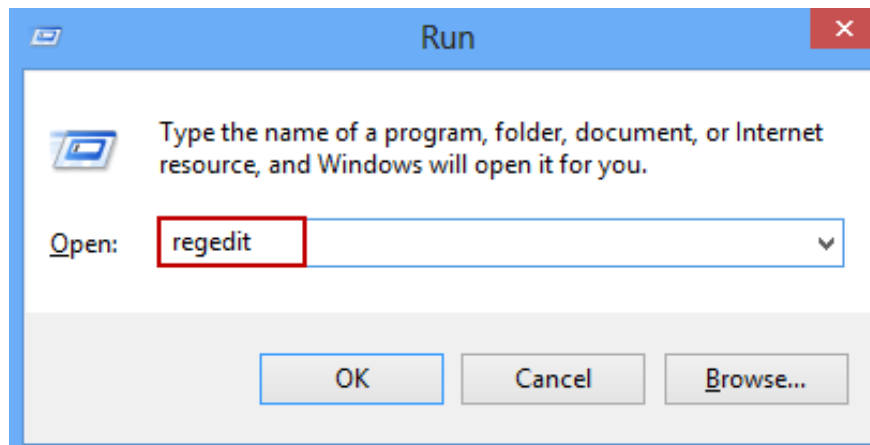
Suppose if you intend to reinstall Windows operating system for example, but you do not know or do not remember the Product key to activate Windows after the installation is completed and you cannot activate the newly installed operating system. In this case, you don't need to worry too much because the Product Key is stored in the **Registry** .

In the previous article, admin instructed you how to find the Product key on Windows 10, the article below Network Administrator will guide you how to find the Product key on Windows 8 or Windows 8.1.

1. Find the Windows 8 Product key on the Registry

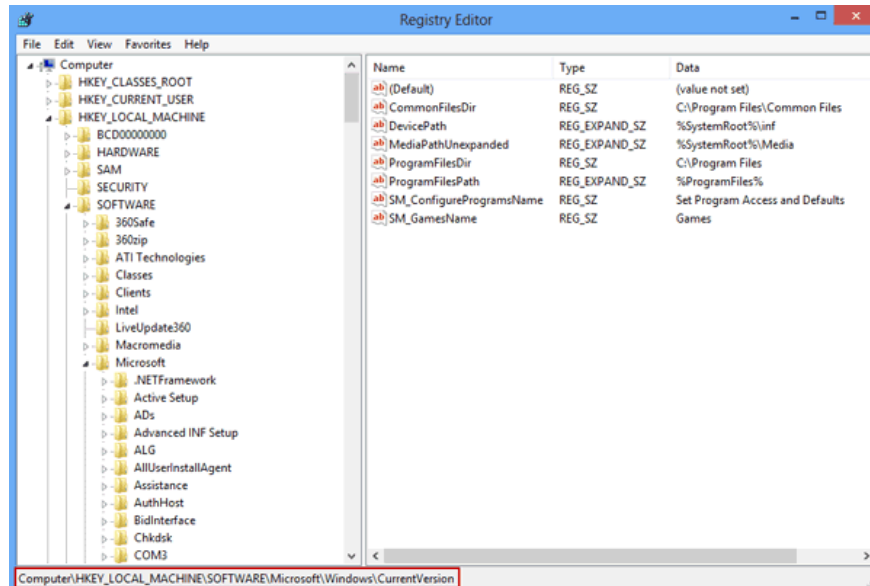
To view the Windows 8 Product key on the Registry, follow the steps below:

1. Press the **Windows + R** key combination to open the **Run** command window.
2. Enter **Regedit** then press **Enter** or click **OK** to open the **Registry Editor** .



3. In the Registry Editor window, navigate to the key:

HKEY_LOCAL_MACHINE\SOFTWARE\Microsoft\Windows\CurrentVersion



4. Find and right-click the **Product key** , select **Modify** .

Now on the screen showing the number, that's the Product key on your Windows 8 computer. Click **Cancel** to change the value.

2. Find Product key from Microsoft

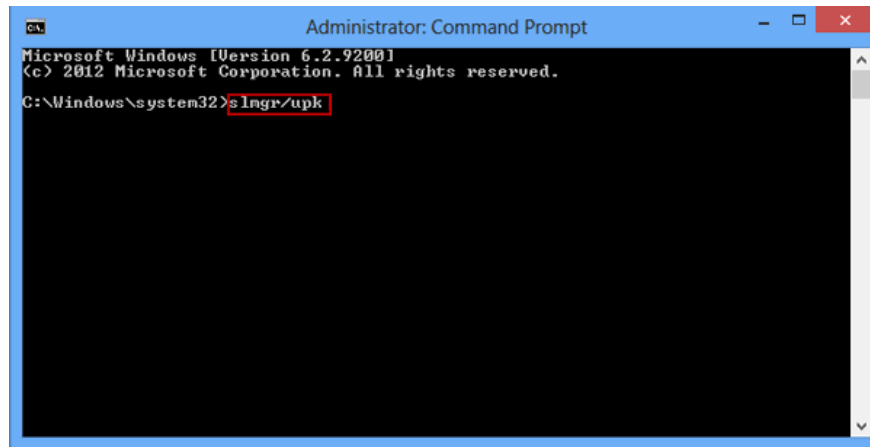
If you've applied the above method and still can't help you, then you'll have to ask Microsoft to provide the replacement Product key. To do this you must first know for sure which version of Windows you are using. Is it a Windows OEM version? If so, you can call your computer manufacturer's support.

If the provider can't solve your problem, then you can ask for Microsoft support and ask them to provide a new product key for your Windows 8 computer.

The next step is to activate the new Product key on the Command Prompt:

1. Open the **Command Prompt** window under **Admin** .
2. To uninstall the current Product key, enter the command "**slmgr / upk**" into the Command prompt window.

At this time, a success message window appears.



```
Administrator: Command Prompt
Microsoft Windows [Version 6.2.9200]
(c) 2012 Microsoft Corporation. All rights reserved.
C:\Windows\system32>slmgr /upk
```

3. Next you can install the new Product key by entering the command:

slmgr / ipk XXXXX-XXXXX-XXXXX-XXXXX

Note : In the above command, replace XXXXX-XXXXX-XXXXX-XXXXX with Windows 8 / 8.1 key.

A popup window will appear on the screen to indicate that the new product key has been successfully installed.

Alternatively, you can confirm it by **refreshing** and then checking on the System Properties window.

3. 3rd application

In addition to the above solutions, you can ask for the support of the 3rd application to find the Product key on your computer.

The third application that the Network Administrator mentioned here is **Product Key Finder** .

Step 1:

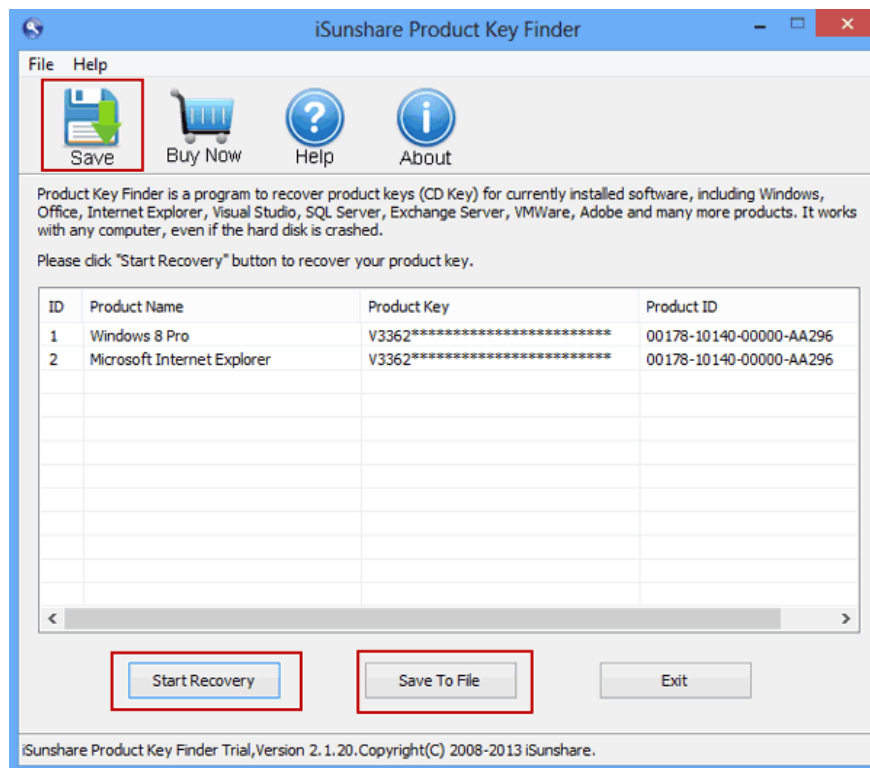
Download Product Key Finder to your device and install.

Download Product Key Finder to your device and install it here.

Step 2:

After installing Product Key Finder successfully, run the application and then click **Start Recovery** . Product Key Finder will start searching for Product key on your Windows 8 computer and Product ID as well as other license keys.

In a few minutes you will see the Product key and Product ID listed on the Product Key Finder window.



Step 3:

Click **Save** or **Save to File** to save the Product key on text document.

Refer to some of the following articles:

1. How to deactivate Windows Product Key and use it on another computer?
1. Instructions for changing Product key on Windows 10
1. No need to install any software, this is how to find the Windows Product Key

Good luck!

You finished reading the article "**How to find the Product key on Windows 8 or Windows 8.1?**" edited by the [TipsMake](#) team. We hope this article has provided you with many useful tech tips and tricks. You can search for similar articles on tips and guides. Thank you for reading and for following us regularly.